

## Report to Corporate Services Committee

**To:** Chair and Members  
Corporate Services Committee

**From:** Anna Lisa Barbon, Deputy City Manager, Finance Supports

**Subject:** 2021 Annual Report on Development Charges Reserve Funds and Development Charges Monitoring

**Date:** May 9, 2022

## Recommendation

That, on the recommendation of the Deputy City Manager, Finance Supports:

- a) the 2021 Annual Report on Development Charges Reserve Funds and Development Charges Monitoring **BE RECEIVED** for information in accordance with section 43 (1) of the Development Charges Act, 1997, which requires the City Treasurer to provide a financial statement relating to development charge by-laws and associated reserve funds;
- b) the Deputy City Manager, Finance Supports **BE DIRECTED** to make the 2021 Annual Report on Development Charges Reserve Funds and Development Charges Monitoring available to the public on the City of London website to fulfill Council's obligation under section 43 (2.1) of the Development Charges Act, 1997.

## Linkage to the Corporate Strategic Plan

Council's 2019 to 2023 Strategic Plan for the City of London identifies "Leading in Public Service" as one of four strategic areas of focus. The 2021 Annual Report on Development Charges Reserve Funds and Development Charges Monitoring supports this strategic area of focus by contributing towards the following strategic outcome: "The City of London is trusted, open, and accountable, in service of our community".

## Analysis

### 1.0 Background Information

#### 1.1 Previous Reports Related to this Matter

Corporate Services Committee, May 10, 2021, Agenda Item 2.5, 2020 Annual Report on Development Charges Reserve Funds <https://pub-london.escribemeetings.com/filestream.ashx?DocumentId=80726>

Strategic Priorities and Policy Committee, October 20, 2020, Agenda Item 2.1, 2021 Development Charges Update Covering Report and Proposed By-law <https://pub-london.escribemeetings.com/filestream.ashx?DocumentId=75631>

#### 1.2 Enhancements to the Annual Treasurer's Report

For the 2021 annual report on development charges (DC) reserve funds, and for future reports, Civic Administration has introduced additional information on development charges revenue and expenditures in order to serve as a DC rate monitoring tool and to enhance public transparency.

In order to establish DC rates and cost recovery for growth-related infrastructure, a DC Background Study contains hundreds of assumptions about future conditions. As development occurs and infrastructure projects are constructed, realized expenditures become available to compare to the initial assumptions. Once available, this

comparison helps determine if sufficient revenues are being collected to fund associated growth projects and to assess variances in construction costs.

Through the information contained in this report, Council will be able to determine if actions are required to address significant unmet revenue targets and/or substantially increased project costs. Actions available may include growth capital budget adjustments or the initiation of a new DC Background Study in advance of regularly planned updates (which would facilitate collecting additional revenues to maintain the planned growth infrastructure forecast). If Civic Administration is significantly concerned with the observations gleaned from monitoring, recommendations will be made to Council for adjustments during the annual Growth Management Implementation Strategy (GMIS) review.

### **1.3 Legislative DC Reporting Requirements**

Section 43 of the Development Charges Act (DCA) (Statement of Treasurer) requires that the City Treasurer provide an annual financial statement to Council relating to DC reserve funds and that the Council shall ensure the annual financial statement is made available to the public.

Applicable excerpts from the DCA are as follows:

#### **Statement of Treasurer**

43. (1) The Treasurer of a municipality shall each year on or before such date as the council of the municipality may direct, give the council a financial statement relating to development charge by-laws and reserve funds established under section 33. 1997, c. 27, s. 43 (1).

#### **Requirements**

- (2) A statement must include, for the preceding year,
- (a) statements of the opening and closing balances of the reserve funds and of the transactions relating to the funds;
  - (b) statements identifying,
    - (i) all assets whose capital costs were funded under a development charge by-law during the year,
    - (ii) for each asset mentioned in subclause (i), the manner in which any capital cost not funded under the by-law was or will be funded;
  - (c) a statement as to compliance with subsection 59.1(1); and
  - (d) any other information that is prescribed in the regulations. 2015, c.26, s.7(1).

#### **Statement available to public**

- (2.1) The council shall ensure that the statement is made available to the public, c.26,s.7(1).

#### **Copy to Minister**

- (3) The Treasurer shall give a copy of a statement to the Minister of Municipal Affairs and Housing on request. 2015, c.26, s.7(2).

As part of this report, Civic Administration further notes that the City of London is also in compliance with subsection 59.1(1) of the DCA as described below.

#### **No additional levies**

59.1 (1) A municipality shall not impose, directly or indirectly, a charge related to a development or a requirement to construct a service related to development, except as permitted by this Act or another Act. 2015, c.26, s.8.

Appendix A of this report meets the requirements as prescribed under section 43 above and, subject to Council direction, will be made available to the public on the City of London website. This appendix includes a brief description of the works that may be funded from each reserve fund along with a summary of each reserve fund's revenues, expenses, and balances for the year, including the following:

- The cumulative approved budget including both total financing from DC funds and total financing from all other sources (total DC funding is determined each year in advance of tabling capital budgets and takes into account growth splits assigned in the DC Background Study);
- The amount of the 2021 draws from the reserve fund (if any) for each active capital project that involves a commitment from a particular CSRF; and
- Approved debt needed to finance the growth portion where the growth portion cannot be funded from CSRF cash balances on hand (details concerning both issued and unissued debt are provided) as well as any inter-fund loans and interest thereon, for each CSRF service component. This debt represents future commitments against the respective reserve funds.

#### 1.4 Development Charges Monitoring

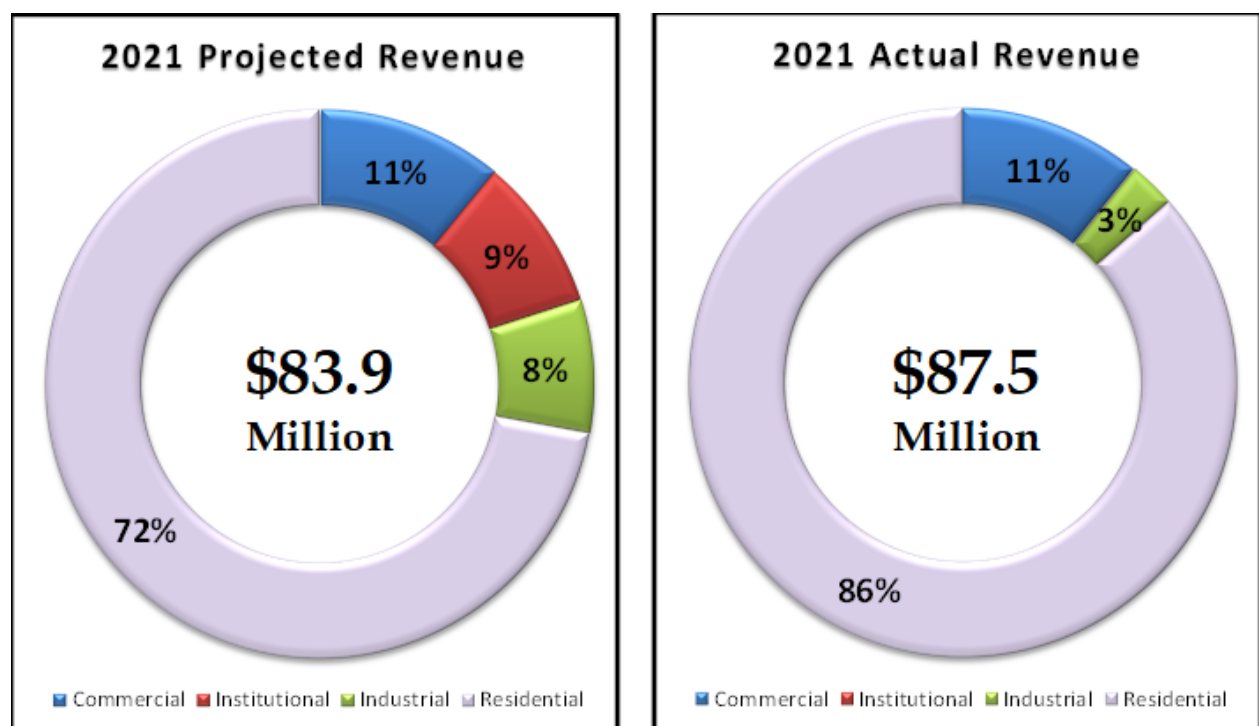
DCs provide a method for municipalities to recover the capital costs of providing infrastructure and services associated with growth. In Ontario, the DCA governs the calculation of rates and the collection of DCs. At least every five years, as required by the DCA, the City of London conducts a DC Background Study to forecast the City's future residential and non-residential growth to determine infrastructure needs and costs. This information is used to calculate the amount of money that new development needs to pay to support growth infrastructure and services.

An important relationship exists between the projected amount of residential and non-residential growth and the City's investment in infrastructure projects. DC rate calculations are based on growth projections that determine servicing needs, which in turn establish DC rates. While the DC rate setting process typically occurs at least every five years, regular monitoring of growth revenues and growth spending is essential to ensure that sufficient funds are collected to facilitate the timely construction of growth infrastructure as well as maintain the financial health of the City Services Reserve Funds. The balance of this report provides a review and analysis of DC revenues, expenditures and the health of the reserve funds.

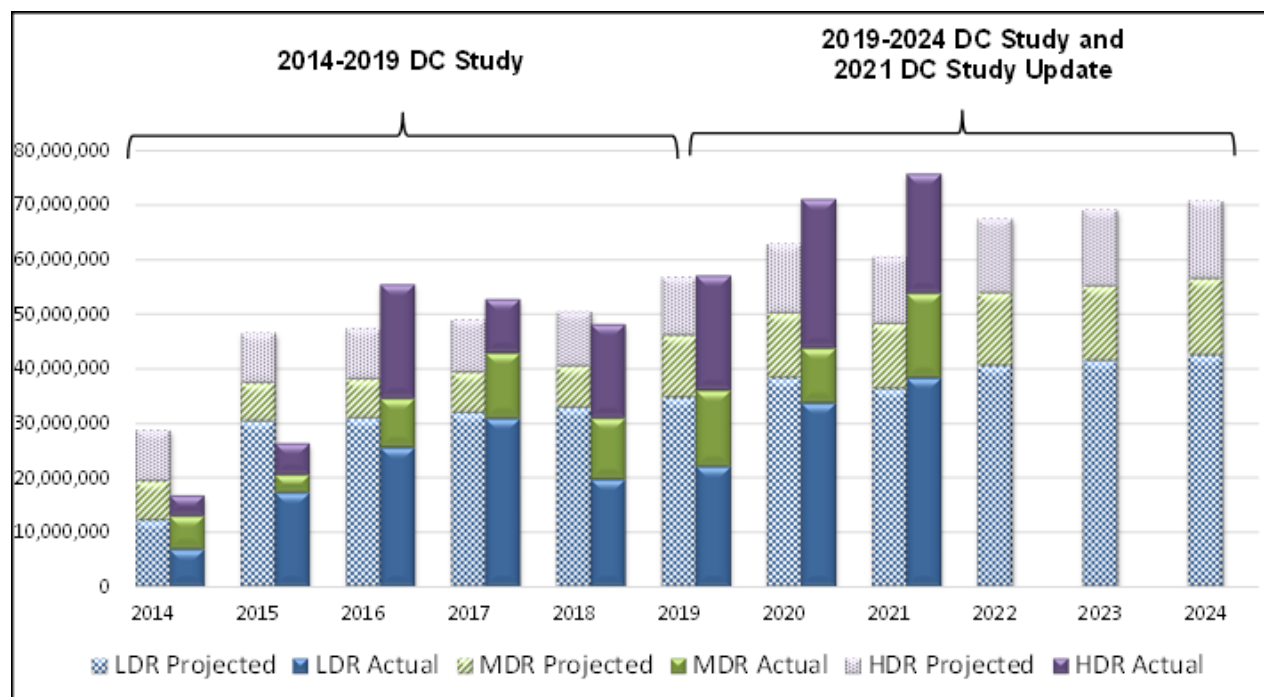
#### Revenue Analysis

Figure 1 shows the distribution of the 2021 projected and actual revenues between residential and non-residential development. Residential development consistently accounts for the largest proportion of DC revenues with 2021 actual revenues accounting for 86% of the total. A further breakdown of residential revenues by Low Density Residential (LDR), Medium Density Residential (MDR), and High Density Residential (HDR) is shown in Figure 2.

**Figure 1 - 2021 Projected and Actual Growth Revenues by Development Type**



**Figure 2 – Residential Projected and Actual Revenues (\$000's)**



The following observations related to 2021 growth revenues are noted below:

- Actual revenues exceeded projected revenues by \$3.6 million net. While commercial revenues were slightly higher than projections (\$255 thousand), the other non-residential categories fell short of projections. There were no institutional permits issued in 2021, resulting in a revenue shortfall of \$7.6 million. While there was industrial development, industrial revenues were \$4.2 million short of projections. Residential development was strong in 2021 and this had a positive impact on DC revenues. Residential revenues exceeded projections by \$15.2 million. While low density residential and medium density residential both exceeded projections, high density residential was the largest contributor to the revenue surplus, accounting for \$9.6 million.
- Maintaining robust DC revenues is an important element to ensuring that growth infrastructure investments are constructed when required to facilitate development. Staff need to remain watchful of growth activity to recommend corrective measures should circumstances reflect changing growth patterns (e.g. economic conditions and reversal of current housing market expansion).

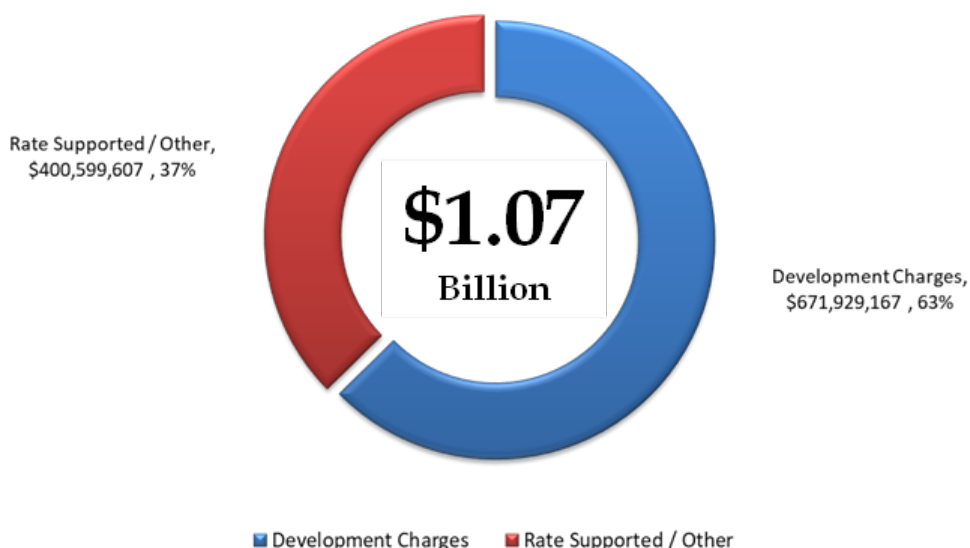
### Expenditure Analysis

DC rates are informed by high-level cost estimates for infrastructure projects identified in servicing master plans. These estimates are used to establish budgets for individual projects and in some cases cost estimates are further refined through Environmental Assessments and/or detailed design. Identified DC projects are generally adjusted as required, to address inflationary pressures to maintain the relationship between DC rate indexing (for DC revenues) and variability in construction costs.

From a DC monitoring perspective, expenditures are examined to assess whether project costs align with adjusted estimates used to determine DC rates. Project costs that repeatedly exceed approved budgets present concerns about the appropriateness of DC rates and the sustainability of the City Services reserve funds. Conversely, project costs consistently below approved budgets provide a benefit to off-set situations of decreased revenues, provide opportunities to reduce the need for DC supported debt, or reduce future DC rates. Projects that are on-budget are neutral for DC monitoring purposes and are generally not an area of focus.

The life-to-date growth capital budget is approximately \$1.07 billion with development charge funding representing approximately 63% (figure 3). The life-to-date capital budget for each DC service, illustrating committed versus uncommitted funding, is contained in Table 1. It is important to note that spending on capital projects may occur several years after budget approval due to the long timelines for environmental assessments, detailed design, etc.

**Figure 3 – Life-To-Date Growth Capital Budget by Funding Source**



**Table 1 – Committed Life-To-Date Growth Capital Budget Summary (\$000's)**

Service	Approved Budget <sup>1</sup>	Actual and Commitments	Uncommitted to Date	Percent Committed
Fire	700	10	690	1.4%
Police	10,154	80	10,075	0.8%
Library	12,304	0	12,304	0.0%
Parks & Recreation	155,803	95,042	60,760	61.0%
Growth Studies	2,370	2,048	322	86.4%
Transit	11,759	1,594	10,165	13.6%
Waste Diversion	0	0	0	0.0%
Roads & Related	469,974	260,564	209,410	55.4%
Wastewater	147,093	118,219	28,874	80.4%
Stormwater	176,263	89,320	86,943	50.7%
Water Distribution	86,109	67,948	18,161	78.9%
<b>TOTAL</b>	<b>1,072,529</b>	<b>634,824</b>	<b>437,705</b>	<b>59.2%</b>

Subject to rounding

Note 1: Totals are for active projects as of December 31, 2021

Civic Administration actively monitors growth related capital spending to ensure that spending is being managed within the Council approved budget. In general, growth-related capital project costs have been consistent with the DC Background Study estimates and Council-approved budgets. A total of six (6) projects received noteworthy budget adjustments in 2021. While most adjustments resulted in additional funding requirements from the applicable City Services reserve funds, Staff is not of the opinion that the variances are sufficient to trigger adjustments to the capital plan through GMIS nor an interim update of the DC Background Study. The experience of these projects will assist with refinements to project scope and cost estimates for the upcoming 2025 DC Background Study. Refer to Appendix B for additional detail of the noteworthy growth capital budget adjustments that occurred in 2021.

**Reserve Fund Analysis**

Maintaining the financial health of the City Services reserve funds is essential to ensuring:

- that the timing of critical growth infrastructure is maintained, resulting in development proceeding as planned;
- that the City does not develop an over reliance on debt financing and associated costs to service that debt (interest); and
- that the need to trigger a DC rate adjustment prior to the scheduled DC Background Study is avoided.

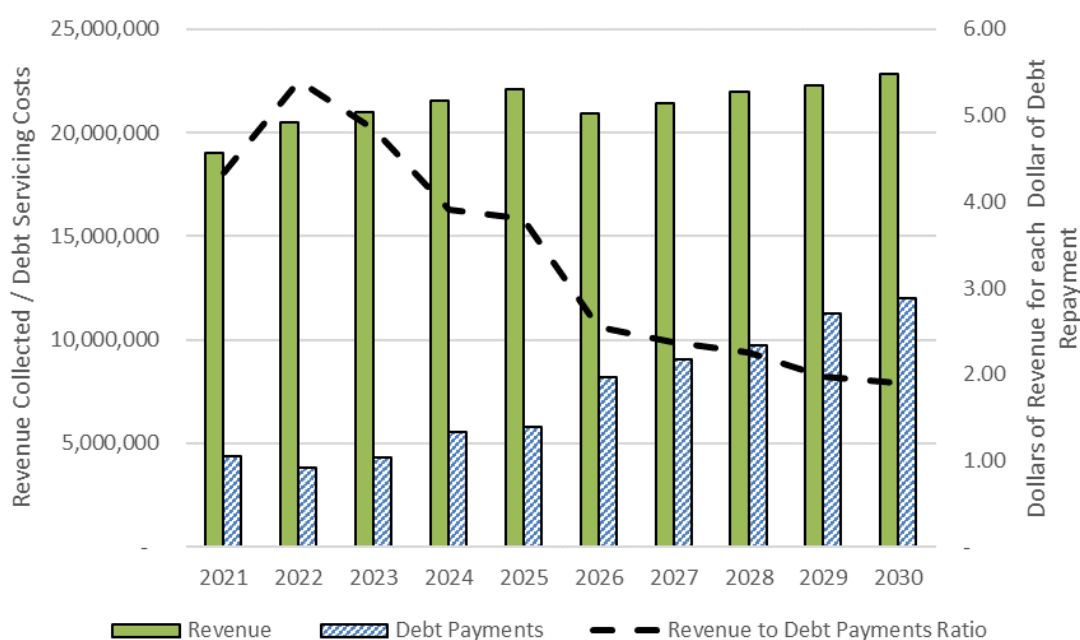


Administration actively monitors and reviews the health and financial sustainability of the City Services reserve funds. This analysis revealed a need to closely monitor reserve fund activity for Stormwater Management and Wastewater. These services rely heavily on debt to facilitate the timing of infrastructure construction given that:

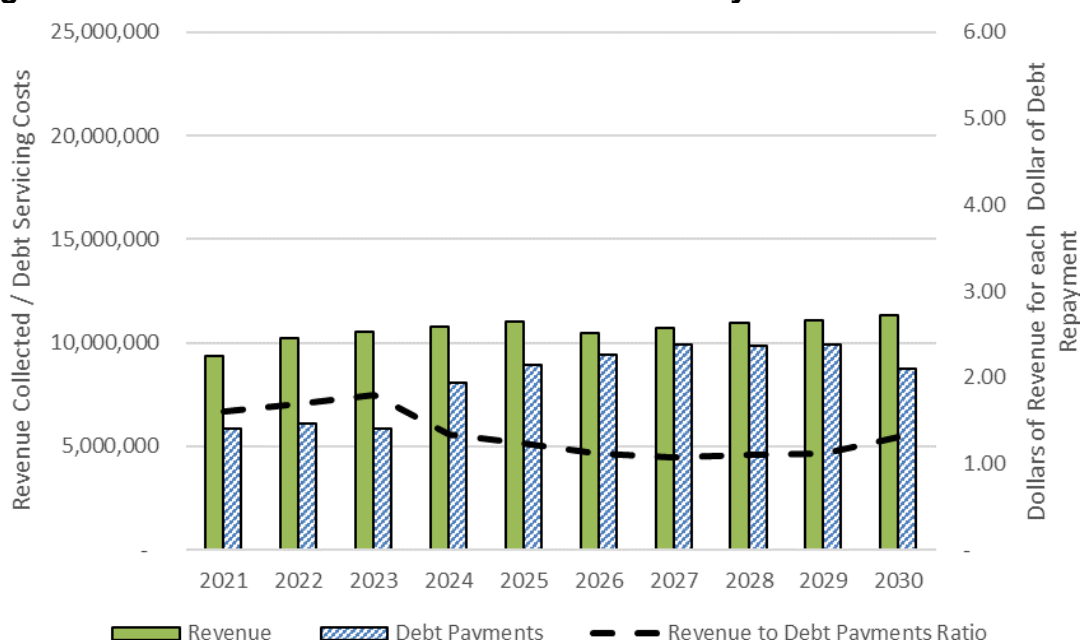
- major expenditures for sanitary sewers and stormwater management precede and facilitate growth; new investments are required well prior to development being possible in a new growth area; and
- significant amounts of project costs have been identified for future recovery (i.e. post period benefits) in the 2021 DC rate calculations with the objective of achieving a fair allocation of recovery of investment in growth costs. Therefore, the DC reserve funds that finance these services rely on debt to finance the portion of the project costs identified for recovery beyond the 20-year time horizon of the DC Study.

The Stormwater and Wastewater reserve funds analysis is presented in Figures 4 and 5 respectively. The green vertical bars represent total DC revenues, including levies and interest and the blue vertical bars represent debt payments. For both Stormwater and Wastewater the declining black dotted line in each graph indicates that an increasing share of DC revenues is being used to pay down existing and planned debt, limiting the amount of cash draws available to fund projects. Administration will continue to monitor debt servicing trends and will seek to reduce authorized, but unissued debt in accordance with the Council approved Debt Management Policy.

**Figure 4 – 10 Year Stormwater Reserve Fund Analysis**



**Figure 5 – 10 Year Wastewater Reserve Fund Analysis**



Administration notes that the revenue to debt payments ratio has been improving in recent years. Previously there were concerns that collected total annual revenues would be insufficient to pay for debt servicing costs, let alone future investments in infrastructure. Should additional growth, sustained positive construction price indexing, and reasonable inflationary adjustments be maintained in the coming years, reserve fund health will continue to improve with greater opportunities to reduce reliance on debt as a source of financing and stronger cash balances to mitigate future DC rate increases.

## **Conclusion**

In accordance with the DCA it is recommended that this report be received for information and be made available to the public on the City of London's website. Civic Administration have not identified any recommended actions to be taken as a result of the DC monitoring exercise.

**Prepared by:** Jason Davies, CPA, CMA, Manager III, Financial Planning and Policy

**Prepared by:** Jason Senese, CPA, CGA, MBA, Manager III, Capital Assets and Projects

**Submitted by:** Paul Yeoman, RPP, PLE, Director, Capital Assets & Projects

**Concurred by:** Kyle Murray, CPA, CA, Director, Financial Planning and Business Support

**Recommended by:** Anna Lisa Barbon, CPA, CGA, Deputy City Manager, Finance Supports

**Appendix A - Statement of Development Charge (DC) Reserve Fund Activity for the year ending December 31, 2021**

**Table 1: Summary of Reserve Fund Activity**

City Services Reserve Funds	Wastewater	Stormwater	Roads and Related	Water	Growth Studies	Police	Fire	Parks & Recreation	Transit	Library	Waste Diversion (note 3)	Operation Centres (note 4)	Totals
Description of Service for which Fund was established to recover growth related costs	Sanitary Sewers, Treatment Plants, Collection and Pumping Equipment	Major Storm Water Management, Storm Sewers	Road System Upgrades and Expansion of Capacity	Expansion of Water Storage and Distribution System	Growth Related Studies	Police Facilities, Vehicles (greater than 7 year life), Officer Outfitting Costs	Fire Facilities, Vehicles (greater than 7 year life), Firefighter Outfitting Costs	Recreational Facilities and Parkland Development	Transit Services, Facilities, Fleet	Library Facilities and Collections	Waste Diversion Services	Vehicle, Storage and Maintenance Facilities	
Opening Balance: January 1, 2021	\$15,460,314	\$52,606,046	\$115,430,558	\$28,231,341	\$4,746,540	\$1,060,638	\$1,612,598	\$22,652,752	\$7,635,523	\$4,433,562	\$582,212	\$789,731	\$255,241,813
Development Charge Revenues	8,709,721	17,803,385	43,586,701	4,519,207	0	1,171,685	178,839	8,840,281	404,473	5,328	578,097	0	85,797,718
Interest Earned	329,612	1,174,960	2,732,219	659,468	78,053	29,238	36,185	561,689	164,733	93,776	19,902	2,044	5,881,880
Commercial DC Phase-In Subsidy	0	0	0	0	0	0	0	0	0	0	0	0	0
Industrial DC Subsidy	381,562	566,714	637,493	166,200	0	2,727	442	783	2,046	0	0	0	1,757,967
Institutional DC Subsidy	0	0	0	0	0	0	0	0	0	0	0	0	0
Residential DC Subsidy	0	0	0	0	0	0	0	0	0	0	0	0	0
<b>Total Contributions</b>	<b>\$9,420,894</b>	<b>\$19,545,059</b>	<b>\$46,956,413</b>	<b>\$5,344,875</b>	<b>\$78,053</b>	<b>\$1,203,651</b>	<b>\$215,466</b>	<b>\$9,402,753</b>	<b>\$571,252</b>	<b>\$99,105</b>	<b>\$597,999</b>	<b>\$2,044</b>	<b>\$93,437,565</b>
Amount Transferred to (from) Capital Fund (Note 1)	2,419,628	10,203,067	26,195,724	319,782	391,139	9,136	9,667	1,022,206	143,843	0	0	0	40,714,192
Debt Servicing Costs/Accrued Interest (Note 2)	5,862,563	4,385,340	2,133,308	0	0	682,954	0	1,761,794	0	0	0	0	14,825,959
Development Charge Refunds	10,484	22,353	53,637	6,085	553	1,462	236	5,826	849	207	369	0	102,060
DC Interest (Interim Financing)	57,090	65,314	4,124	0	0	0	0	1,002	0	0	0	0	127,530
<b>Total Disbursements</b>	<b>\$8,349,765</b>	<b>\$14,676,073</b>	<b>\$28,386,794</b>	<b>\$325,867</b>	<b>\$391,692</b>	<b>\$693,552</b>	<b>\$9,903</b>	<b>\$2,790,827</b>	<b>\$144,692</b>	<b>\$207</b>	<b>\$369</b>	<b>\$0</b>	<b>\$55,769,741</b>
Housekeeping Transfers between RFs (Note 4 and 5)	80,000	130,000	1,231,775	220,000	(1,000,000)	0	0	130,000	0	0	0	(791,775)	0
Closing Balance: December 31, 2021	\$16,611,443	\$57,605,032	\$135,231,951	\$33,470,349	\$3,432,902	\$1,570,737	\$1,818,161	\$29,394,678	\$8,062,082	\$4,532,459	\$1,179,842	\$0	\$292,909,637
Future Drawdowns as of December 31, 2021	\$12,799,102	\$52,791,213	\$126,537,476	\$15,236,297	\$3,213,795	\$74,689	\$443,233	\$23,096,412	\$1,146,165	\$1,318,300	\$0	\$0	\$236,656,682

Notes:

(1) "Amount Transferred to (from) Capital Fund" reflects 2021 progress draws against approved capital budgets.

(2) "Debt Servicing Costs" reflect 2021 debt payments (principal and interest) against debt issued to finance growth portion of growth related projects.

Details of these draws appear on the following pages.

(3) Waste Diversion does not have a detailed project listing as there are no capital projects with life-to-date budgets in this service. Future growth projects will be financed from this fund.

(4) Operations Centres were discontinued as part of the 2021 Development Charges Background Study Update and its commitments were transferred to Roads and Related. The balance of this fund was transferred in 2021.

(5) As part of the wind-down of growth studies, future revenues and commitments were transferred to the applicable City Service reserve fund; leaving only life-to-date commitments and a small balance to run its course.

**Table 2: Summary of Approved Projects Funded Through Debt**

Debt Status	Wastewater	Stormwater	Roads and Related	Water	Growth Studies	Police	Fire	Parks & Recreation	Transit	Library	Waste Diversion	Operation Centres	Total
Outstanding Principal (at December 31, 2021) on issued debt where debt payments funded from DC revenues	42,496,269	19,219,609	12,495,319	0	0	2,311,050	0	9,836,141	0	0	0	0	86,358,389
Authorized but unissued debt (as at December 31, 2021) where debt payments will be funded from DC revenues	33,190,171	40,691,872	18,803,899	0	0	1,162,740	0	4,567,580	0	5,317,914	0	0	103,734,176



**Appendix A - Statement of Development Charge (DC) Reserve Fund Activity for the year ending December 31, 2021**

**Table 3: Summary of Approved Projects Funded From Wastewater Levies**

Capital Project Number	DC ID Number	Capital Project Title	Total Project Life to date Budget	Tax/Rate Supported plus Other Sources of Financing	City Services Reserve Fund (CSRF) Commitment	Debt (DC Rate Supported)	CSRF Amount Transferred to (from) Capital Fund in 2021	Project Description
ES2204	DC14-WW01006	Colonel Talbot Pumping Station	11,361,956	197,400	0	11,164,556	0	To construct a new pumping station to handle flows from Talbot, Westfield, Crestwood and Southwinds Pumping Station.
ES2205	DC19WW0006	Byron PS Upgrades	1,050,000	0	0	1,050,000	0	To increase pumping capacity at the Byron pumping station.
ES2494	DC14WW0005	SS15A Lambeth Growth Area	5,000,000	0	2,765,700	2,234,300	0	Construction of a new trunk sanitary sewer extension north of Campbell Street through future subdivision development.
ES2498	DC14-WW00006	SS15C North Talbot Sanitary	4,025,754	0	4,025,754	0	0	Construction of a new trunk sanitary sewers on Colonel Talbot Road to connect Talbot Village to new Colonel Talbot Pumping Station. This project is now closed.
ES2685	DC14-WW01001	Greenway PCC Expansion	44,955,855	15,389,955	6,265,900	23,300,000	99,371	18 million litre discharge expansion and upgrade of the Greenway Wastewater Treatment Operations.
ES3083	DC14-WW02003	Infill & Intensification Corridors	1,450,122	156,407	1,293,715	0	0	A contingency amount for the provision of growth triggered sanitary sewer infrastructure as part of scheduled transportation
ES5010	DC19WW0002	Greenway Expansion Studies	250,000	72,500	177,500	0	0	This project will focus on the next major Greenway expansion.
ES5132	DC14WW1005	East Park PS Upgrade	4,056,328	160,000	2,040,000	1,856,328	0	Expand and upgrade existing pumping station to handle additional flow of 18.2 million litre discharge due to industrial growth in southeast London.
ES5133	DC19WW0005	Pottersburg/Vauxhall Transfer PSs	5,000,000	500,000	2,000,000	2,500,000	129,596	This project will design and construct transfer pumping stations at Pottersburg (flow) and Vauxhall (sludge) in addition to flow equalization at one or both plants to increase capacity.
ES5145	DC14-WW02001	Sanitary Sewer Internal Oversizing Subsidy	446,625	12,200	434,425	0	0	To provide funding source for sanitary sewer oversizing claims by land developers.
ES5146	DC14-WW02002	Infill and Intensification Nodes Sanitary Sewer Servicing	614,805	92,317	522,488	0	0	A contingency amount for the provision of growth triggered sanitary sewer infrastructure.
ES5233	DC14WW1002	Vauxhall Expansion Capacity Upgrades	6,144,000	3,072,000	0	3,072,000	0	To provide expanded capacity for the London Psychiatric Hospital Lands Secondary Plan area.
ES5248	DC14-WW00009	SS13B Wonderland/Bostwick E Growth Area Greenway PCP Sewershed	7,501,000	40,000	7,461,000	0	0	Construction of a trunk sanitary sewer on Wonderland Road South from Hamlyn Street to Wharncliffe Road South at Bostwick Pump Station. This project is now closed.
ES5252	DC14-WW00008	KL1B Kilally Growth Area Adelaide PCP Sewershed	1,198,600	0	1,198,600	0	0	Construction of the Kilally South Trunk from the Edgevalley Phase I Subdivision part way to Kilally Road.
ES5253	DC14-WW00002	RB1B Riverbend Growth Area Oxford PCP Sewershed	1,267,966	55,966	0	1,212,000	0	Extension of the Riverbend Trunk Sanitary Sewer through Phase 2 West Kains Subdivision to Oxford Street West as identified in the Riverbend Sanitary Servicing Study.
ES5263	DC14-WW01008	Southwest Capacity Improvement	24,082,600	0	5,143,613	18,938,987	150,000	Required to provide growth related servicing to the southwest Area Secondary Plan and other South London areas within the City's urban growth area boundary.

**Appendix A - Statement of Development Charge (DC) Reserve Fund Activity for the year ending December 31, 2021**

**Table 3: Summary of Approved Projects Funded From Wastewater Levies**

Capital Project Number	DC ID Number	Capital Project Title	Total Project Life to date Budget	Tax/Rate Supported plus Other Sources of Financing	City Services Reserve Fund (CSRF) Commitment	Debt (DC Rate Supported)	CSRF Amount Transferred to (from) Capital Fund in 2021	Project Description
ES5264	DC14-WW01011	Wonderland Pumping Station Upgrade	5,000,000	0	0	5,000,000	0	Major upgrade of Wonderland Pumping Station.
ES5910	UWRF	UWRF Transition to CSRF - Sewer	1,919,000	0	1,919,000	0	125,844	Under the 2019 Development Charges By-law, Urban Works Reserve Fund projects were transferred to the City Services Reserve Funds.
ES302519	DC19WW1002	Wastewater Servicing Built Area Works (2019-2023)	7,096,149	4,427,998	2,668,151	0	1,194,081	This project will fund works in the Built Area which replace existing infrastructure and provide a regional benefit to growth.
ES514519	DC19WW1001	Wastewater Internal Oversizing Subsidy (2019-2023)	1,066,453	0	1,066,453	0	23,826	Annual Program to provide a subsidy to developers who are installing oversized sanitary sewers to service external lands.
ES514819	DC19WW1003	Wastewater Strategic Links (2019-2023)	7,271,200	874,355	6,396,845	0	654,098	Annual program to fund sewers which serve growth areas; are within or cross significant roads, parks, or abut natural areas; and/or within an existing right-of-way.
ES540419	DC19GS0003	Built Area Specific Studies	181,440	0	181,440	0	0	Assignment to evaluate sanitary servicing in specific areas in the core.
ID1057	DC19WW1000	Industrial Wastewater Servicing Works	8,400,100	0	1,000,100	7,400,000	0	Sanitary servicing of future light and general industrial land to provide an adequate inventory of large block 'shovel ready' land in strategic locations.
ID2058	Pre-2014 DC	Innovation Park - Swr Oversizing Works	8,265,000	7,594,400	670,600	0	35,272	To construct trunk sanitary sewers and stormwater management facilities for Innovation Park (formerly Airport Road South) Industrial Subdivision and related external works.
ID2058-3A	Pre-2014 DC	Innovation Park - Sewer	315,000	287,620	27,380	0	7,540	To design and construct an extension to the sanitary sewer for Innovation Park.
<b>Totals</b>			<b>\$157,919,953</b>	<b>\$32,933,118</b>	<b>\$47,258,664</b>	<b>\$77,728,171</b>	<b>\$2,419,628</b>	

\*Amounts Subject to Rounding

## Appendix A - Statement of Development Charge (DC) Reserve Fund Activity for the year ending December 31, 2021

Table 4: Summary of Issued Debt For Approved Projects Funded From Wastewater Levies

Capital Project Number	DC ID Number	Capital Project Title	Debt By-law #	Original Debt Issued for Growth Share	Year of Debt Issue/Retired	Principal outstanding as at December 31, 2021	CSRF debt payment (P&I) on issued debt
ES5013	Pre-2014 DC	Oxford PCP Expansion & Upgrade	D-764-015A	6,997,251	2011/2021	0	714,721
ES5246	Pre-2014 DC	White Oaks Area Servicing	D-767-265	1,700,000	2012/2022	189,501	196,590
ES5236	DC 2009	Foxhollow Trunk Sanitary Sewer	D.-769-178	1,440,530	2014/2024	470,333	165,234
ES2095	DC 2009	Biosolids Disposal & Optimization Plan	D.-770-84	1,707,100	2015/2025	712,219	187,492
ES5247	DC14-WW00003	Wonderland Rd South Trunk Sanitary (SS14A)	D.-773-81	2,300,000	2017/2027	1,432,563	258,732
ES2685	DC14-WW01001	Greenway PCC Expansion	D.-774-91	14,000,000	2018/2028	10,159,927	1,612,823
ES5256	DC14-WW00007	Exeter Rd Trunk Sanitary Sewer	D.-775-80	2,166,646	2019/2029	1,771,358	245,583
ES2685	DC14-WW01001	Greenway PCC Expansion	D.-775-80	8,300,000	2019/2029	6,785,729	940,780
ID1057	DC19WW1000	Industrial Wastewater Servicing Works	D.-776-135	3,500,000	2020/2030	3,167,694	379,381
ES5263	DC14-WW01008	Southwest Capacity Improvement	D.-776-135	2,300,000	2020/2030	2,081,628	249,308
ES2685	DC14-WW01001	Greenway PCC Expansion	D.-776-135	1,000,000	2020/2030	905,056	108,395
ES2204	DC14-WW01006	Colonel Talbot Pumping Station	D.-776-135	6,500,000	2020/2030	5,882,261	704,565
ES2204	DC14-WW01006	Colonel Talbot Pumping Station	D.-777-124	4,291,000	2021/2031	4,291,000	29,179
ES5253	DC14-WW00002	RB1B Riverbend Growth Area Oxford PCP Sewershed	D.-777-124	1,047,000	2021/2031	1,047,000	7,120
ES5263	DC14-WW01008	Southwest Capacity Improvement	D.-777-124	2,000,000	2021/2031	2,000,000	13,600
ID1057	DC19WW1000	Industrial Wastewater Servicing Works	D.-777-124	1,600,000	2021/2031	1,600,000	10,880
		Debt Discount General					32,598
		Accrued Interest					5,583
<b>Totals</b>				<b>\$60,849,527</b>		<b>\$42,496,269</b>	<b>\$5,862,563</b>

\*Amounts Subject to Rounding

## Appendix A - Statement of Development Charge (DC) Reserve Fund Activity for the year ending December 31, 2021

**Table 5: Summary of Authorized Unissued Debt For Approved Projects Funded From Wastewater Levies**

Capital Project Number	DC ID Number	Capital Project Title	Authorized but not Issued	Expected Year of Debt Issue
ES2204	DC14-WW01006	Colonel Talbot Pumping Station	373,556	2023
ES2205	DC19WW0006	Byron PS Upgrades	1,050,000	2024
ES2494	DC14WW0005	SS15A Lambeth Growth Area	2,234,300	2026
ES5132	DC14WW1005	East Park PS Upgrade	1,856,328	2025
ES5133	DC19WW0005	Pottersburg/Vauxhall Transfer PSs	2,500,000	2023
ES5233	DC14WW1002	Vauxhall Expansion Capacity Upgrades	3,072,000	2024
ES5253	DC14-WW00002	RB1B Riverbend Growth Area Oxford PCP Sewershed	165,000	2023
ES5263	DC14-WW01008	Southwest Capacity Improvement	14,638,987	2022
ES5264	DC14-WW01011	Wonderland Pumping Station Upgrades	5,000,000	2022
ID1057	DC19WW1000	ILDS Sanitary Servicing Trunk	2,300,000	2022
<b>Totals</b>			<b>\$33,190,171</b>	

\*Amounts Subject to Rounding

**Appendix A - Statement of Development Charge (DC) Reserve Fund Activity for the year ending December 31, 2021**

**Table 6: Summary of Approved Projects Funded From Stormwater Levies**

Capital Project Number	DC ID Number	Capital Project Title	Total Project Life to date Budget	Tax/Rate Supported plus Other Sources of Financing	City Services Reserve Fund (CSRF) Commitment	Debt (DC Rate Supported)	CSRF Amount Transferred to (from) Capital Fund in 2021	Project Description
ES2681	DC14-MS00013	Mud Creek East Br Stormwater Servicing and Improvements	9,259,800	355,067	7,674,212	1,230,521	4,500,000	To undertake remediation works to minimize and eliminate the existing erosion, conveyance and flooding deficiencies of the Mud Creek system, all within the Mud Creek East subwatershed.
ES2682	DC 2009	Dingman Erosion Control & Wetland Remediation Works	9,344,333	8,280,833	1,063,500	0	0	To undertake remediation works to minimize and eliminate existing flood, erosion and conveyance (capacity) deficiencies for the Dingman Creek Tributary and Dingman Creek main channel within the Dingman Drive Planning Area Study and construct a wetland water resources remediation system. This project is now closed.
ES3021	DC14-MS00064	Land (Expropriation Negotiations)	900,000	0	900,000	0	573,253	To undertake all necessary engineering, economic and legal assessment to proceed with land expropriation for the identified stormwater management facilities.
ES3022	DC19MS0005	Old Oak 2 SWM Facility	890,044	0	890,044	0	0	To undertake the required Municipal Class Environmental Assessment to study, design and construct the Old Oak stormwater management facility and associated works to service proposed development growth in the vicinity of the White Oak and Dingman Drive area.
ES3023	DC14MS00023 & DC14MS00024	North Lambeth Tributary 12	6,914,260	0	4,400,000	2,514,260	8,005	Design and construction of stormwater management Pond.
ES3201	DC14-MS00002	Dingman #1 Remediation SWM Flood Control Facility	7,455,000	6,713,400	741,600	0	-7,830	To undertake remediation works to minimize and eliminate existing flooding, erosion and conveyance capacity deficiencies of the Dingman Creek system and construct water resources/stormwater management remediation works.
ES3203	DC14-MS00007	Hyde Park-Stanton Drain Phase 2	287,500	0	287,500	0	0	To design and construct Hyde Park/Stanton Drain Remediation works in accordance with the accepted stormwater management facilities Municipal Class Environmental Assessment.
ES3221	DC21MS0012	Thornicroft Drain Natural Channel Improvements	400,000	232,000	168,000	0	0	Systemwide Channel improvement project to support sustainable neighbourhood growth along the Thornicroft Drain from Southdale Road to Hamlyn Road. Includes system-wide erosion, hydrogeological, and flow conveyance studies to inform neighbourhood growth.
ES5425	DC14-MS00063	Interim Works as Identified in Environmental Assessment	1,200,000	0	1,200,000	0	0	To undertake the required preliminary of storm/drainage and stormwater management water resources evaluation of existing and future conditions to assess the requirement for the Interim Works identified in Environmental Assessment Studies.
ES5427	DC14-MS00065	Pre-Assumption Monitoring	1,000,000	0	1,000,000	0	48,627	To undertake the required stormwater management water quality monitoring to proceed with the city's assumption of stormwater management facilities.
ES5428	DC14-MS01002	Infill & Intensification Nodes Storm Sewer Servicing	2,756,580	192,980	2,563,600	0	0	To provide a contingency amount for the provision of growth triggered storm sewer infrastructure. Future budget amounts to be verified through detailed engineering studies - Core Area Servicing Study (CASS).
ES5429	DC14-MS01001	Storm Sewer Internal Oversizing Subsidy	5,920,674	25,300	5,895,374	0	-40,102	To provide funding source for storm sewer oversizing claims by land developers.

**Appendix A - Statement of Development Charge (DC) Reserve Fund Activity for the year ending December 31, 2021**

**Table 6: Summary of Approved Projects Funded From Stormwater Levies**

Capital Project Number	DC ID Number	Capital Project Title	Total Project Life to date Budget	Tax/Rate Supported plus Other Sources of Financing	City Services Reserve Fund (CSRF) Commitment	Debt (DC Rate Supported)	CSRF Amount Transferred to (from) Capital Fund in 2021	Project Description
ES5520	DC14-MS00201	Community Growth Trunk Storm Sewer Works	3,030,480	0	3,030,480	0	0	To provide a contingency amount for the provision of major trunk storm sewers along arterial roadways to support growth triggered storm sewer infrastructure. Future budget amounts to be verified through detailed engineering studies.
ES6610	UWRF	UWRF Transition to CSRF-SWM	7,514,300	0	7,514,300	0	166,101	Under the 2019 Development Charges By-law, Urban Works Reserve Fund projects were transferred to the City Services Reserve Funds.
ES2681-2	DC19MS0001	Mud Creek East Br Phase 2 (CN to Oxford)	7,169,600	4,524,017	2,645,583	0	1,481,819	To undertake remediation works to minimize and eliminate the existing erosion, conveyance and flooding deficiencies of the Mud Creek system, all within the Mud Creek East subwatershed. Works include natural channel reconstruction and new triple culvert at Oxford Street.
ES320919	DC19GS1001	Stormwater Unidentified EA Addendums (2019-2023)	362,880	0	362,880	0	0	To undertake Addendum(s) to the existing accepted Municipal Class environmental assessment studies for storm/drainage and stormwater management servicing works that need to be changed/modified.
ES542519	DC19MS0063	Interim Works as Identified in EAs (2019-2023)	604,800	0	604,800	0	0	To undertake the required preliminary storm/drainage and stormwater management water resources evaluation of existing and future conditions to assess the requirement for the Interim Works identified in environmental assessment studies.
ES542719	DC19MS0065	Pre-Assumption Monitoring (2019-2023)	604,800	0	604,800	0	0	To undertake the required stormwater management water quality monitoring to proceed with the city's assumption of stormwater management facilities.
ES542919	DC19MS1001	Storm Swr Internal Oversizing Subsidy (2019-2023)	7,777,079	0	7,777,079	0	827,925	To provide funding source for storm sewer oversizing claims by land developers.
ES543519	DC19MS0003	Subwatershed Impact Monitoring (2019-2023)	756,000	0	756,000	0	5,282	To conduct water quality and quantity monitoring in sub watersheds that will experience significant growth in the next 20 years, all to support requirements of comprehensive Stormwater Management Environmental Compliance Approvals that will be issued by the Ministry of Environment, Conservation and Parks.
ES543619	DC19MS1002	Storm Sewer Built Area Works (2019-2023)	15,298,491	6,807,829	8,490,662	0	758,027	To fund growth-triggered storm sewer infrastructure within the Built Area Works limits.
ES543819	DC19MS1003	Low Impact Development (2019-2023)	8,487,668	0	8,487,668	0	108,970	This project supports the installation of linear low impact development features within the municipal right of way for new single family residential subdivisions, all in accordance with the local servicing policies of the 2019 Development Charges Study. Linear low impact developments include third pipe systems, rain gardens, or infiltration swales. These systems support groundwater recharge and reduce the volume and peak flow of Stormwater runoff.

**Appendix A - Statement of Development Charge (DC) Reserve Fund Activity for the year ending December 31, 2021**

**Table 6: Summary of Approved Projects Funded From Stormwater Levies**

Capital Project Number	DC ID Number	Capital Project Title	Total Project Life to date Budget	Tax/Rate Supported plus Other Sources of Financing	City Services Reserve Fund (CSRF) Commitment	Debt (DC Rate Supported)	CSRF Amount Transferred to (from) Capital Fund in 2021	Project Description
ES552019	DC19MS1000	Community Growth Trunk Storm Sewer Works (2019-2023)	1,603,367	0	1,603,367	0	28,483	To provide a fund for the provision of major trunk storm sewers along arterial roadways to support growth triggered storm sewer infrastructure. Future budget amounts to be verified through detailed engineering studies.
ES3020-FH3	Pre-2014 DC	SWM Facility - Fox Hollow 3	7,945,996	237,604	2,052,436	5,655,956	102,532	Design and construction of stormwater management Pond. This project is now closed.
ES3020-HP6	DC 2009	SWM Facility - Hyde Park 6	2,416,700	99,306	2,317,394	0	976	Design and construction of stormwater management Pond.
ES3020-PD2	DC 2009	SWM Facility - Pincombe Drain 2	2,456,700	101,039	0	2,355,661	0	Design and construction of stormwater management Pond.
ES3020-RVBTC	DC14-MS00032	SWM Facility - River Bend Tributary C	13,906,700	89,900	2,596,800	11,220,000	0	Design and construction of stormwater management Pond.
ESSWM-FH1	DC14MS0006	SWM Facility - Fox Hollow	3,700,000	0	3,700,000	0	8,849	Design and construction of stormwater management Pond.
ESSWM-DCB4	DC14-MS00005	SWM Facility - Dingman Creek No. B4	3,638,342	0	1,849,206	1,789,136	323,752	Design and construction of stormwater management Pond. This project is now closed.
ESSWM-HP5	DC14-MS00008	SWM Facility - Hyde Park #5	6,517,700	289,667	1,916,557	4,311,476	16,628	Design and construction of stormwater management Pond.
ESSWM-LPH	DC14MS0011	SWM Facility - London Psychiatric Hospital	3,954,100	0	1,954,100	2,000,000	0	Design and construction of stormwater management Pond.
ESSWM-MM2	DC14-MS00015	SWM Facility - Murray Marr #2	4,400,000	0	0	4,400,000	0	Design and construction of stormwater management Pond.
ESSWM-MM4	DC14-MS00016	SWM Facility - Murray Marr #4	2,100,000	94,600	2,005,400	0	49,174	Design and construction of stormwater management Pond.
ESSWM-OV1	DC14-MS00026	SWM Facility - Old Victoria #1	3,085,061	10,700	3,074,361	0	2,951	Design and construction of stormwater management Pond.
ESSWM-PD3	DC14-MS00029	SWM Facility - Pincombe Drain No. 3	3,502,200	0	3,026,201	475,999	33,790	Design and construction of stormwater management Pond.
ESSWM-PD4	DC14MS0030	SWM Facility - Pincombe Drain No. 4	1,500,000	0	354,000	1,146,000	0	Design and construction of stormwater management Pond.
ESSWM-PDR	DC14-MS00028	SWM Facility - Pincombe Drain Remediation	4,300,000	787,500	937,500	2,575,000	0	Design and construction of stormwater management Pond.
ESSWM-PKR	DC14-MS00027	SWM Facility - Parker	6,055,000	0	5,351,924	703,076	40,686	Design and construction of stormwater management Pond.
ESSWM-SC2	DC14-MS00035	SWM Facility - Stoney Creek No. 2	1,599,000	0	1,000,000	599,000	0	Design and construction of stormwater management Pond.
ESSWM-WO3	DC14MS0039	SWM Facility - White Oaks #3	425,000	0	425,000	0	0	Design and construction of stormwater management Pond.
ESSWM-KILSE	DC14MS0009	SWM Facility - Kilally SE	1,043,800	0	250,000	793,800	930	Design and construction of stormwater management Pond.
ESSWM-DCNLP9	DC14-MS00025	SWM Facility - North Lambeth No. P9	7,226,927	0	2,187,185	5,039,742	0	Design and construction of stormwater management Pond.
ESSWM-SD6A	DC14-MS00037	SWM Facility - Sunningdale 6A	477,024	0	477,024	0	0	Design and construction of oil and grit separator to replace stormwater management Pond. Owner led works.
ESSWMNLP2S	DC14MS0020	SWM Facility - North Lambeth P2 South	500,000	0	500,000	0	0	Design and construction of stormwater management Pond.
ESSWMNLT12	DC21MS0003	SWM Facility - North Lambeth Tributary 12	4,244,344	3,692,579	551,765	0	250,205	Design and construction of stormwater management Pond.



**Appendix A - Statement of Development Charge (DC) Reserve Fund Activity for the year ending December 31, 2021**

**Table 6: Summary of Approved Projects Funded From Stormwater Levies**

Capital Project Number	DC ID Number	Capital Project Title	Total Project Life to date Budget	Tax/Rate Supported plus Other Sources of Financing	City Services Reserve Fund (CSRF) Commitment	Debt (DC Rate Supported)	CSRF Amount Transferred to (from) Capital Fund in 2021	Project Description
ESSWMPDP6	MC21MS0006	SWM Facility - Pincombe Drain P6	2,250,900	0	0	2,250,900	0	Design and construction of stormwater management Pond.
ESSWMSDE1	DC14MS0038	SWM Facility - Sunningdale E1	420,000	0	0	420,000	0	Design and construction of stormwater management Pond.
ID1090	DC19MS0200	Industrial Storm Trunk Sewer Works	2,883,400	0	1,750,000	1,133,400	105,706	Storm servicing of future light and general industrial land to provide an adequate inventory of large block "shovel ready" land in strategic locations.
ID2095	DC19MS0100	Industrial SWM Ponds	6,078,523	0	2,267,314	3,811,209	793,467	Stormwater management servicing of future light and general industrial land to provide an adequate inventory of large block 'shovel ready' land in strategic locations.
ID2095FCS	DC14-MS00053 to MS00060	Forest City South Industrial Servicing	264,861	0	264,861	0	14,861	Storm servicing of future light and general industrial land to provide an adequate inventory of large block "shovel ready" land in strategic locations. This project is now closed.
ID2095OXF	DC14-MS00053 to MS00060	Oxford Business Park Servicing	325,872	0	325,872	0	0	Storm servicing of future light and general industrial land to provide an adequate inventory of large block "shovel ready" land in strategic locations.
<b>Totals</b>			<b>\$196,755,806</b>	<b>\$32,534,321</b>	<b>\$109,796,349</b>	<b>\$54,425,136</b>	<b>\$10,203,067</b>	

\*Amounts Subject to Rounding

**Appendix A - Statement of Development Charge (DC) Reserve Fund Activity for the year ending December 31, 2021**

**Table 7: Summary of Issued Debt For Approved Projects Funded From Stormwater Levies**

Capital Project Number	DC ID Number	Capital Project Title	Debt By-law #	Original Debt Issued for Growth Share	Year of Debt Issue/Retired	Principal outstanding as at December 31, 2021	CSRF debt payment (P&I) on issued debt
ES3020	Pre-2014 DC	SWM Ponds-Sunningdale #4, Foxhollow E2	D-0765-016	5,000,000	2011/2021	0	580,183
ES3020-FHE2	Pre-2014 DC	SWM Ponds-Foxhollow E2	D.767-265	943,000	2012/2022	105,118	109,050
ES3020-HP1B1	Pre-2014 DC	SWM Ponds-Hyde Park 1B1	D-0768-283	2,100,000	2013/2023	464,982	248,604
ES3020-UPNB2	DC 2009	SWM Ponds-Uplands North	D-0768-283	1,600,000	2013/2023	354,272	189,413
ES3020-HD	DC 2009	SWM Facility - Heard Drain	D-0769-178	4,391,635	2014/2024	1,433,869	503,736
ES3020-FH1	DC14-MS00006	SWM Facility - Fox Hollow #1	D-770-84	2,402,000	2015/2025	1,731,796	455,896
ES3020-HP4	DC14-MS00007	SWM Facility - Hyde Park #4	D-770-84	4,150,900	2015/2025	1,002,138	263,813
ES2477	DC 2009	Stoney Creek Remediation	D-771-79	2,331,500	2016/2026	1,224,901	261,344
ESSWM-SB	DC14-MS00041	SWM Facility - Wickerson No. S-B	D-774-91	1,946,000	2018/2028	1,412,230	224,182
ES3020-RVBTC	DC14-MS00032	SWM Facility - River Bend Tributary C	D-775-80	6,027,795	2019/2029	4,928,070	683,233
ES3020-FH3	Pre-2014 DC	SWM Facility - Fox Hollow #3	D-775-80	4,705,559	2019/2029	3,847,066	533,361
ESSWM-DCNLP9	DC14-MS00025	SWM Facility - North Lambeth No. P9	D776-135	3,000,000	2020/2030	2,715,167	325,184
		Debt Discount					25,978
		Accrued Interest					-18,638
<b>Totals</b>				<b>\$38,598,389</b>		<b>\$19,219,609</b>	<b>\$4,385,340</b>

\*Amounts Subject to Rounding

**Appendix A - Statement of Development Charge (DC) Reserve Fund Activity for the year ending December 31, 2021**

**Table 8: Summary of Authorized Unissued Debt For Approved Projects Funded From Stormwater Levies**

Capital Project Number	DC ID Number	Capital Project Title	Authorized but not Issued	Expected Year of Debt Issue
ES2681	DC14-MS00013	Mud Creek Erosion	1,230,521	2022
ES3023	DC14MS00023 & DC14MS00024	North Lambeth Tributary 12	2,514,260	2023
ID1090	DC19MS0200	ILDS Storm Servicing	1,133,400	2024
ID2095	DC19MS0100	ILDS Stormwater Management Servicing	3,811,209	2022
ESSWM-HP5	DC14-MS00008	SWM Facility- Hyde Park 5	4,311,476	2024
ESSWM-LPH	DC14MS0011	SWM Facility - London Psychiatric Hospital	2,000,000	2025
ESSWM-MM2	DC14-MS00015	SWM Facility - Murray Marr 2	4,400,000	2025
ESSWM-PD3	DC14-MS00029	SWM Facility - Pincombe Drain No. 3	475,999	2023
ESSWM-PD4	DC14MS0030	SWM Facility - Pincombe Drain No. 4	1,146,000	2025
ESSWM-PDR	DC14-MS00028	SWM Facility - Pincombe Drain Remediation	2,575,000	2025
ESSWM-PKR	DC14-MS00027	SWM Facility - Parker	703,076	2023
ESSWM-SC2	DC14-MS00035	SWM Facility - Stoney Creek No. 2	599,000	2023
ES3020-FH3 <sup>(note 1)</sup>	Pre-2014 DC	SWM Facility - Fox Hollow 3	950,397	N/A
ES3020-PD2	DC 2009	SWM Facility - Pincombe Drain	2,355,661	2023

**Appendix A - Statement of Development Charge (DC) Reserve Fund Activity for the year ending December 31, 2021**

**Table 8: Summary of Authorized Unissued Debt For Approved Projects Funded From Stormwater Levies**

Capital Project Number	DC ID Number	Capital Project Title	Authorized but not Issued	Expected Year of Debt Issue
ESSWM-DCB4 <sup>(note 1)</sup>	DC14-MS00005	SWM Facility - Dingman Creek No. B-4	1,789,136	N/A
ESSWMPDP6	MC21MS0006	SWM Facility - Pincombe Drain P6	2,250,990	2024
ESSWMSDE1	DC14MS0038	SWM Facility - Sunningdale E1	420,000	2026
ESSWM-KILSE	DC14MS0009	SWM Facility - Kilally SE	793,800	2024
ES3020-RVBTC	DC14-MS00032	SWM Facility - Riverbend Tributary C	5,192,205	2023
ESSWM-DCNLP9	DC14-MS00025	SWM Facility - Dingman Creek North Lambeth No. P9	2,039,742	2023
<b>Totals</b>			<b>\$40,691,872</b>	

\*Amounts Subject to Rounding

Note 1: These projects are now closed and the authorized but unissued debt will be released.

**Appendix A - Statement of Development Charge (DC) Reserve Fund Activity for the year ending December 31, 2021**

**Table 9: Summary of Approved Projects Funded From Roads and Related Levies**

Capital Project Number	DC ID Number	Capital Project Title	Total Project Life to date Budget	Tax/Rate Supported plus Other Sources of Financing	City Services Reserve Fund (CSRF) Commitment	Debt (DC Rate Supported)	CSRF Amount Transferred to (from) Capital Fund in 2021	Project Description
GG1035	DC19GS0028	DC Process Consultant 2024	90,000	0	90,000	0	5,276	Continue development charges policy development over time. Also, for use in developing development charge rates and development charges background study production.
PD1036	DC19GS0027	Post Development EIS	81,000	0	81,000	0	63,786	Undertake monitoring and studies to assess the efficacy of growth-related environmental impact statement recommendations and the City's environmental procedures.
PD2155	DC19GS0014	Growth Related Secondary Plans	450,000	90,000	360,000	0	0	Ongoing capital project for the creation of growth related secondary plans. Future secondary plans will set the context for new development.
PD2156	DC19GS0015	Rapid Transit Village Secondary Plan (2019-2023)	187,500	37,500	150,000	0	23,174	The preparation of a Secondary Plan for the Masonville Transit Village will provide the basis for the consideration of future planning applications for the redevelopment of this Transit Village.
PD2161	DC19GS0016	Rapid Transit Corridor Plan	256,000	51,200	204,800	0	0	These plans will establish a detailed framework for infill and intensification along the rapid transit and urban corridors. They will identify developable lands and anticipated timing of growth for use in servicing studies.
PD2175	DC19GS0013	Planning Community Improvement Plans	200,000	100,000	100,000	0	0	These plans set the context for revitalization and growth by evaluating economic barriers and establishing projects and incentives aimed at stimulating development and revitalization.
PD2176	DC19GS0017	Urban Design Guidelines	153,600	15,360	138,240	0	0	These guidelines will provide planning and design guidance for greenfield development and sensitive and appropriate infill and intensification within existing neighbourhoods. They will also include engagement and education strategies to address neighbour and community issues.
TS1044	DC19GS0006	Cycling Master Plan	200,000	100,000	100,000	0	0	This plan will assess future bicycle infrastructure needs and cycling networks across the City and linkages for new subdivisions.
TS1134	DC14RS0077	Intersection - Richmond St & Fanshawe Park Rd	11,250,000	1,307,500	9,942,500	0	4,294,072	Geometric design improvements required to improve traffic capacity and levels of service. Project coordinated with Rapid Transit. Construction in 2022 subject to approvals and land acquisition.
TS1306	DC14RS0056	Adelaide Street Grade Separation CPR Tracks	58,275,200	45,678,588	12,596,612	0	1,749,543	Introduction of a grade separation for Adelaide Street traffic to continue to flow while the operations for the railway may continue; railway company cost apportionment is approximately 15%.
TS1308	DC14RS0013	Hwy 401 Interchange Projects	20,000,000	7,192,000	7,808,000	5,000,000	0	Project represents City's contribution to agreement with Province to reconstruct four interchanges at the 401 and major City arteries: Wonderland Road, Veterans Memorial Parkway, Highbury Ave, and Colonel Talbot Road.
TS1309	DC14RS0075	Intersection - Hamilton Road & Highbury Ave.	600,000	103,750	496,250	0	0	Geometric design improvements required to improve traffic capacity and levels of service. Environmental assessment accepted by Council on June 12, 2018. Preliminary solution requires additional property and construction funds.
TS1328	DC14RS0051	Intersection - Hamilton Rd & Egerton St (Optimization)	1,718,800	214,850	1,503,950	0	184,187	Intersection improvements at Hamilton and Egerton Roads, including a left turn lane. Constructing 2 lane urban arterial cross section in 2023.
TS1329	DC14RS0212	Colonel Talbot Rd - 300M South of Southdale to James Street	700,000	100,100	599,900	0	0	To reconstruct Colonel Talbot Rd-300m south of Southdale to James Street to resolve structural and alignment deficiencies.
TS1331	DC19RS0009	Intersection - Hamilton - Gore (Roundabout)	800,000	100,000	700,000	0	1,370	New Roundabout - Intersection improvements at Hamilton and Gore Roads.

**Appendix A - Statement of Development Charge (DC) Reserve Fund Activity for the year ending December 31, 2021**

**Table 9: Summary of Approved Projects Funded From Roads and Related Levies**

Capital Project Number	DC ID Number	Capital Project Title	Total Project Life to date Budget	Tax/Rate Supported plus Other Sources of Financing	City Services Reserve Fund (CSRF) Commitment	Debt (DC Rate Supported)	CSRF Amount Transferred to (from) Capital Fund in 2021	Project Description
TS1332	DC19RS0010	Intersection - Oxford - Gideon (Roundabout)	177,541	22,193	155,348	0	126,459	The construction of a roundabout at Oxford and Gideon to accommodate growing development along Oxford.
TS1334	DC19RS0017	Intersection - Pack to Colonel Talbot	2,406,250	300,781	2,105,469	0	152,856	Intersection improvements at Pack and Colonel Talbot Road. Improvements within existing right-of-way including new traffic signal installation.
TS1335	DC19RS0015	Intersection - Sunningdale - Hyde Park	4,037,500	504,688	3,532,812	0	2,564,607	To improve the intersection of Sunningdale and Hyde Park. The work includes installing a two lane roundabout in 2021, based on the Environmental Assessment preferred alternative.
TS1359	DC19RS0005	Windemere Road - Western Rd to Richmond St	556,957	59,594	497,363	0	319,672	To upgrade Windemere Road from Western Road to 150m east of Richmond Street from 2 to 4 through lanes and associated channelization.
TS1364	DC19RS0204	Sunningdale - Highbury Ave to Clarke Rd	500,000	75,500	424,500	0	0	To reconstruct Sunningdale Road from Highbury to Clarke Road as a rural cross section.
TS1366	DC19RS0206	White Oak Road - Exeter Rd to 400m South	382,400	37,858	344,542	0	110,592	2 lane upgrade including creating bike lanes on White Oak Road from Exeter Road to 400m south.
TS1371	DC14-RS00063	Road Class Oversizing	500,000	14,800	485,200	0	-2,313	At times new development is required to construct a roadway to a larger capacity than required for the local development. This project makes provisions for such works.
TS1408	DC14RS0206	Wickerson-Southdale to 650M N of Southdale	2,633,076	355,070	2,278,006	0	0	Reconstruct Wickerson to resolve structural and alignment deficiencies.
TS1409	DC14-RS00215	Kilally Upgrades at Webster - Phase 1	2,695,000	350,400	2,344,600	0	0	To reconstruct Kilally and Webster to resolve alignment deficiencies at intersection. This project is now closed.
TS1410	DC14RS0221	Huron Street Upgrades VMP Easterly to Railway	1,794,400	246,232	1,548,168	0	77,453	To reconstruct Huron Street - Veterans Memorial Parkway easterly to railway to resolve structural deficiencies and support industrial development. Constructing 2 lane rural arterial cross section in 2019. To be coordinated with Veterans Memorial Parkway Extension (TS1621-1) and development needs.
TS1476	DC14RS0025	Clarke Rd Widening VMP Extension to Fanshawe Park Rd	243,063	2,463	240,600	0	15,400	To widen Clarke Road from 2 to 4 through lanes from Veterans Memorial Parkway Extension to Fanshawe Park Road.
TS1484	DC14-RS00008	Sarnia Rd Widening-Wonderland Road to Sleightholme	10,209,820	942,526	9,267,294	0	2,887	Widen Sarnia Road from 3 to 4 lanes from Wonderland Road to Sleightholme.
TS1486	Pre-2014 DC	Southdale Rd Widening - Wonderland to Wharnclyffe	8,732,394	1,813,794	6,918,600	0	12,831	Widen Southdale Road from 2 to 4 lanes from Wonderland Road to Wharnclyffe Rd. This project is now closed.
TS1487	DC14-RS00205	Wonderland Rd Two Lane Upgrade Hwy 401 to Hwy 402	10,395,000	1,351,300	9,043,700	0	-39,470	To improve Wonderland Rd from Highway 401 to Highway 402. Improvements are 2 lane rural arterial cross section.
TS1489	DC14-RS00011	Western Road Widening - Platts Lane to Oxford St.	27,792,018	6,154,118	15,637,900	6,000,000	0	Widen Western Road from Platts Lane to Oxford Street from 2 lanes to 4 lanes including a continuous left turn lane as well as widening the Canadian Pacific railway subway.
TS1490	DC14RS0220	Wilton Grove Upgrades	12,551,000	2,547,216	10,003,784	0	1,069,747	To reconstruct Wilton Grove Road - Commerce to City limits to resolve structural deficiencies and support industrial growth.
TS1522	DC19RS0006	Intersection- Dingman - White Oak Rd (Roundabout)	113,760	14,220	99,540	0	0	Dingman Drive and White Oak Road intersection is currently an all-way stop controlled intersection. The Environmental Assessment assignment will identify and confirm the roundabout conceptual design and the appropriate right-of-way and property requirements to accommodate the geometric design of the intersection.

**Appendix A - Statement of Development Charge (DC) Reserve Fund Activity for the year ending December 31, 2021**

**Table 9: Summary of Approved Projects Funded From Roads and Related Levies**

Capital Project Number	DC ID Number	Capital Project Title	Total Project Life to date Budget	Tax/Rate Supported plus Other Sources of Financing	City Services Reserve Fund (CSRF) Commitment	Debt (DC Rate Supported)	CSRF Amount Transferred to (from) Capital Fund in 2021	Project Description
TS1576	DC19RS0007	Intersection-Exeter-Wellington Improvements	3,590,000	448,750	3,141,250	0	29,529	This project is for improvements to the Wellington Road/ Exeter Road intersection and replacement of underground services.
TS1627	DC14RS076a	Philip Aziz - Western Rd to Thames River	2,490,000	249,000	2,241,000	0	19,943	Philip Aziz improvement project including new storm sewer system driven by growth and redevelopment in the area.
TS1633	DC14-RS00066	Veterans Memorial Parkway	1,640,000	112,800	1,527,200	0	0	Land acquisition for long term future construction of interchanges on Veterans Memorial Parkway.
TS1636	DC19RS1008	Advanced Purchase of Land (2019-2023)	1,320,000	0	1,320,000	0	0	Land acquisition and protection of growth projects predominantly for long term future construction along arterials.
TS1651	DC14-RS00067	Minor Roadworks - Channelization	3,477,525	214,730	3,262,795	0	66,431	Funding for minor roadwork projects that are constructed as part of a major road project that is triggered by growth.
TS1652	DC14-RS00068	Minor Roadworks - Miscellaneous Works	89,100	0	89,100	0	0	Funding for minor roadwork projects that are constructed as part of a major road project that is triggered by growth.
TS1653	DC14-RS00069	Minor Roadworks - Sidewalks	925,847	0	925,847	0	66,660	Funding for minor roadwork projects that are constructed as part of a major road project that is triggered by growth.
TS1654	DC14-RS00070	Minor Roadworks - Streetlights	1,767,171	0	1,767,171	0	0	Funding for minor roadwork projects that are constructed as part of a major road project that is triggered by growth.
TS1655	DC14-RS00071	Minor Roadworks - New Traffic Signals	1,546,880	0	1,546,880	0	52,618	Funding for minor roadwork projects that are constructed as part of a major road project that is triggered by growth.
TS1656	DC14-RS00072	Minor Roadworks - Roundabouts	450,000	0	450,000	0	119,704	Funding for minor roadwork projects that are constructed as part of a major road project that is triggered by growth.
TS1745	DC19RS0004	Victoria Bridge Bike Lanes	3,300,000	1,650,000	1,650,000	0	0	Addition of cycling facilities coordinated with the replacement of Victoria Bridge.
TS1746	DC19RS0001	Dingman Dr - Hwy 401 Bridge to Wellington Rd	10,966,250	888,266	3,077,984	7,000,000	680,665	To widen Dingman Drive from just east of the Highway 401 overpass to 150m east of Wellington Road from two to four through lanes.
TS1747	DC19RS0002	Dingman Dr - Hwy 401 Bridge (City Share)	4,000,000	2,200,000	1,800,000	0	0	City's share of new wider bridge over Highway 401. Bridge replacement is a cost-effective opportunity to add capacity to Dingman Drive.
TS2170	2009 DC	Bradley from Old Victoria to City Limits	2,350,000	1,504,800	845,200	0	0	Upgrade Bradley Ave from Old Victoria Road to city limits to a 2 lane rural arterial cross section.
TS2171	2009 DC	Old Victoria from Hamilton to Hwy 401	2,110,000	283,300	1,826,700	0	0	Upgrade Old Victoria Road from Hamilton to Highway 401 to a 2 lane rural arterial cross section. Roadway improvements on roadways adjacent to the Veterans Memorial Parkway Area Industrial Park to accommodate the increased traffic and structural/alignment deficiencies. This project is now closed.
TS4078	DC19OC1002	Traffic Management Centre Ph 1	830,000	157,700	672,300	0	185,830	The Transportation Management Centre (TMC), Phase 1 establishes the City's ability to deliver active management of the City's transportation network (e.g. transit, bicycle lanes, roadways, etc.)
TS4160	2009 DC Study	Urban Intersections Growth	1,259,000	187,700	1,071,300	0	0	This project is for the installation of new traffic signals, pedestrian signals and street lights to improve safety and mobility of both vehicles and pedestrians. This project is now closed.
TS4165	DC14RS0074	Traffic Signals & Street Light Growth Urban Intersections	1,616,000	0	1,616,000	0	47,921	Installation of new traffic signals, pedestrian signals and street lights to improve safety and mobility of both vehicles and pedestrians.
TS5910	UWRF	UWRF Transition to CSRF - Roads	1,668,000	0	1,668,000	0	0	Under the 2019 Development Charges By-law, Urban Works Reserve Fund projects were transferred to the City Services Reserve Funds.
TS103119	DC19GS1002	Long Term Corridor Protection EA Studies (2019-2023)	544,444	0	544,444	0	7,884	Project required for Environmental Assessments and technical studies to protect major transportation corridors in and around the City.



**Appendix A - Statement of Development Charge (DC) Reserve Fund Activity for the year ending December 31, 2021**

**Table 9: Summary of Approved Projects Funded From Roads and Related Levies**

Capital Project Number	DC ID Number	Capital Project Title	Total Project Life to date Budget	Tax/Rate Supported plus Other Sources of Financing	City Services Reserve Fund (CSRF) Commitment	Debt (DC Rate Supported)	CSRF Amount Transferred to (from) Capital Fund in 2021	Project Description
TS104119	DC19GS1003	Traffic Impact Studies (2019-2023)	300,000	0	300,000	0	0	Area traffic impact studies to identify and optimize the timing of roadway capacity, channelization, signalization needs on a development or area basis as well as parking strategies.
TS104219	DC19GS1004	Transportation Master Plan Monitoring Program (2019-2023)	105,000	0	105,000	0	0	The monitoring program will be primarily based upon the need to measure modal shares by time of day and for various trip purposes.
TS126417	DC14-RS00063	2017 Rural Intersection	508,470	0	508,470	0	0	To improve selected rural intersections throughout the City to ensure adequate capacity and levels of safety.
TS126419	DC19RS1006	Rural Intersection (2019-2023)	628,790	0	628,790	0	353,379	To improve selected rural intersections throughout the City to ensure adequate capacity and levels of safety.
TS1348-1	DC14RS0023	Wonderland Road Widening Riverside Dr to Springbank Dr	1,009,500	70,700	938,800	0	0	To widen Wonderland Road from Commissioners Rd. to Sarnia Rd.
TS1348-9	DC19RS0013	Intersection - Riverside to Wonderland	720,000	90,000	630,000	0	0	Intersection improvements to accommodate the widening of Wonderland Road.
TS1349-2	DC14-RS00202	Sarnia Rd. Widening - Hyde Park Road to Wonderland Rd.	7,910,000	1,348,800	6,561,200	0	0	To improve Sarnia Road from Wonderland Road to Hyde Park Road including replacement of Canadian Pacific Railway Bridge. This remaining phase includes the improvement of Sarnia Rd to a 2 lane urban cross section from Canadian Pacific Railway Bridge to Hyde Park Road in 2017.
TS1353-2	DC14RS0019	Adelaide Street North - Fanshawe Park Rd to Sunningdale Rd	357,647	32,188	325,459	0	1,883	Phase 1, 2-lane urbanization, completed previously - Phase 2 is a four-lane widening. Construction in 2021. The construction project would also coordinate with the proposed roundabout at Sunningdale & Adelaide as recommended in the Sunningdale Rd Environmental Assessment.
TS1355-1	DC14RS0018	Wharncliffe Road Widening - Becher Street to Springbank Drive	41,396,250	16,936,233	21,286,842	3,173,175	709,230	To improve operational movement of Wharncliffe Road from Becher Street to Springbank Drive 3 to 4 lanes including reconstruction of CNR Grade Separation. EA approval occurred February 2018. Construction and property acquisition began in 2020.
TS1355-2	DC14-RS00014	Wharncliffe Road Improvements	6,563,750	2,200,750	4,363,000	0	0	To provide operational improvements to Wharncliffe Road South - Becher Street to Commissioners Rd to improve safety and implement the visions provided by the Official Plan.
TS137119	DC19RS1009	Road Class Oversizing City Share (2019-2023)	600,000	0	600,000	0	0	At times new development is required to construct a roadway to a larger capacity than required for the local development. This project makes provisions for such works.
TS1407-2	DC19RS0207	Southdale Road - Wickerson Rd to Byronhills Dr	7,492,500	879,830	6,612,670	0	947,644	To reconstruct Southdale Road - Wickerson Road to Byronhills to resolve structural and alignment deficiencies.
TS1430-1	DC19RS0304	RT 1: Wellington Gateway (PTIF) Wellington Rd - Bradley to Horton	5,830,045	2,745,007	3,085,038	0	673,416	Road widening of Wellington Road from Bradley Avenue to Horton Street for Rapid Transit.
TS1430-2	DC14RS0102	RT 2: North Connection (PTIF) Fanshawe Park Road to Raymond Ave	4,636,249	2,084,296	2,551,953	0	220,663	Road widening of Richmond Street from Fanshawe Park Road to Raymond Avenue for Rapid Transit.
TS1430-3	DC14RS0103	RT 3: East London Link (PTIF) Highbury Ave - Dundas St to Oxford St	4,203,601	2,058,121	2,145,480	0	712,267	Road widening of Highbury Ave from Dundas Street to Oxford Street for Rapid Transit.
TS1430-4	DC14RS0104	RT 4: East London Link (PTIF) Dundas St - Adelaide St to Highbury Ave	311,943	140,343	171,600	0	96	Road widening of Dundas Street from Adelaide to Highbury Ave for Rapid Transit. This project is now closed.
TS1430-5	DC14RS0105	RT 5: East London Link (PTIF) Oxford St - Highbury Ave to Clarke Rd	232,916	100,225	132,691	0	0	Road widening of Oxford St from Highbury Ave to Clarke Road for Rapid Transit. This project is now closed.

**Appendix A - Statement of Development Charge (DC) Reserve Fund Activity for the year ending December 31, 2021**

**Table 9: Summary of Approved Projects Funded From Roads and Related Levies**

Capital Project Number	DC ID Number	Capital Project Title	Total Project Life to date Budget	Tax/Rate Supported plus Other Sources of Financing	City Services Reserve Fund (CSRF) Commitment	Debt (DC Rate Supported)	CSRF Amount Transferred to (from) Capital Fund in 2021	Project Description
TS1430-6	DC14RS0106	RT 6: West Connection (PTIF) Oxford St W - Hyde Park Rd to Richmond St	1,518,401	751,506	766,895	0	57,320	Road widening of Oxford St W. from Hyde Park Road to Richmond Street for Rapid Transit.
TS1430-7	DC14RS0107	RT 7: Downtown Loop (PTIF) Richmond St - Raymond Ave to York St	2,891,016	1,489,550	1,401,466	0	402,328	Road widening of Richmond Street from Raymond Ave to York Street for Rapid Transit.
TS1430-8	DC14RS0108	RT 8: East London Link (PTIF) York St - Richmond St to Colborne St	76,833	18,924	57,909	0	0	Road optimizations on York Street from Richmond Street to Colborne Street for Rapid Transit. This project is now closed.
TS1430-9	DC14RS0109	RT 9: East London Link (PTIF) Colborne St - York St to Dundas St	61,569	17,855	43,714	0	0	Road optimizations on Colborne Street from York Street to Dundas Street for Rapid Transit. This project is now closed.
TS1430-10	DC14-RS00110	RT 10: East London Link (PTIF) Dundas St - Colborne St to Adelaide St	61,569	17,855	43,714	0	0	Road optimizations on Dundas Street from Colborne to Adelaide Street for Rapid Transit. This project is now closed.
TS1430-11	DC14RS0111	RT 11: Wellington Gateway (PTIF) Wellington Rd - Horton St to York St	36,644	10,770	25,874	0	0	Road optimizations on Wellington Road from Horton Street to York Street for Rapid Transit. This project is now closed.
TS1430-12	DC14TS0001	RT 12: Downtown Loop (PTIF)	55,604	29,333	26,271	0	0	Downtown terminal serving rapid transit. Project concept, location and phasing to be developed through Environmental Assessment and related studies. This project is now closed.
TS1475-2	DC14-RS00007	Fanshawe Park Road E. Widening-Ph 2 Adelaide to Highbury	13,360,000	1,225,000	3,135,000	9,000,000	-54,629	Widen Fanshawe Park Road East from two lanes to 4 lanes from Adelaide Street North to McLean Drive.
TS1477-2	DC14RS0015	Hyde Park Road Widening - Phase 2 CP Rail Crossing to Fanshawe Park Rd.	15,575,802	1,741,002	13,834,800	0	0	To widen Hyde Park Road from 2 to 4 lanes from Canadian Pacific Rail Crossing to Fanshawe Park Road.
TS1496-2	DC14-RS00002 & DC14-RS00016	Sunningdale Road Widening - Phase 2 Intersection Upgrades	4,294,260	964,360	3,329,900	0	38,638	Widen and upgrade Sunningdale Road from Wonderland to Adelaide. Phase 2 consists of 2 intersection upgrades, Richmond/Sunningdale and Wonderland/Sunningdale in 2014.
TS1496-3	DC14RS0017	Sunningdale Road - Wonderland Rd 150m W of Richmond St	2,328,425	148,705	2,179,720	0	615,782	Widen and upgrade Sunningdale Road from Wonderland to 150 metres west of Richmond from 2 lanes to 4 lanes.
TS1523-1	DC14-RS00012	Bradley Ave Extension, Phase 1 Wharncliffe Rd to Wonderland Rd.	12,264,375	0	4,633,651	7,630,724	183,112	Extension of Bradley Avenue from White Oak Road to Bostwick Road.
TS1523-2	DC14RS0022	Bradley Ave Extension, Phase 2 Jalna to Wharncliffe	3,211,106	0	3,211,106	0	846,900	Extension of Bradley Avenue from Jalna Boulevard to Wharncliffe Road.
TS1621-1	DC14RS0009	Veterans Memorial Parkway - Huron St to Clarke Rd	12,376,900	768,380	11,608,520	0	369,471	Construct a new 4 lane road - Veterans Memorial Parkway from Huron Street to Clarke Road.
TS1629-1	DC14RS0030	Southdale Road West - Bostwick to Pine Valley	1,240,399	107,147	1,133,252	0	535,548	To widen Southdale Road West from Bostwick to Pine Valley from 2 to 4 lanes with center turn lane in 2022.
TS1629-2	DC14RS0038	Southdale Road West - Bostwick to Colonel Talbot	111,222	8,898	102,324	0	0	To widen Southdale Road West from Bostwick to Colonel Talbot from 2 to 4 lanes.
TS165119	DC19RS1001	Minor Roadworks - Channelization (2019-2023)	2,519,610	0	2,519,610	0	124,308	Funding for minor roadwork projects that are constructed as part of a major road project that is triggered by growth.
TS165319	DC19RS1002	Minor Roadworks - Sidewalks (2019-2023)	1,333,200	0	1,333,200	0	0	Funding for minor roadwork projects that are constructed as part of a major road project that is triggered by growth.
TS165419	DC19RS1003	Minor Roadworks - Streetlights (2019-2023)	1,858,755	0	1,858,755	0	3,939	Funding for minor roadwork projects that are constructed as part of a major road project that is triggered by growth.
TS165519	DC19RS1004	Minor Roadworks - Traffic Signals (2019-2023)	2,827,500	0	2,827,500	0	0	Funding for minor roadwork projects that are constructed as part of a major road project that is triggered by growth.
TS173917	DC14-RS00073	2017 Cycling Facilities Program	790,170	395,085	395,085	0	33,839	To introduce bike lanes to roadways and other cycling facilities in accordance with the City's Bicycle Master Plan.

**Appendix A - Statement of Development Charge (DC) Reserve Fund Activity for the year ending December 31, 2021**

**Table 9: Summary of Approved Projects Funded From Roads and Related Levies**

Capital Project Number	DC ID Number	Capital Project Title	Total Project Life to date Budget	Tax/Rate Supported plus Other Sources of Financing	City Services Reserve Fund (CSRF) Commitment	Debt (DC Rate Supported)	CSRF Amount Transferred to (from) Capital Fund in 2021	Project Description
TS173918	DC14-RS00073	2018 Cycling Facilities Program	642,800	321,400	321,400	0	0	To introduce bike lanes to roadways and other cycling facilities in accordance with the City's Bicycle Master Plan.
TS173919	DC19RS1007	Active Transportation (2019-2023)	8,076,652	4,061,113	4,015,539	0	1,218,944	To introduce bike lanes to roadways and other cycling facilities in accordance with the City's Bicycle Master Plan.
TS180219	DC19RS1010	Strategic Links (2019-2023)	4,014,000	0	4,014,000	0	24,935	Staff identified road connections that are strategically important to link to the transportation collector and arterial network in the City.
TS180519	DC19RS1011	TIMMS - PTIS - Transportation Intelligent Mobility Mgmt. System	7,068,600	5,371,923	1,696,677	0	-48,021	To provide an integrated solution to support the growth of the City and the development of Rapid Transit (RT) through improved management and operation of the transportation network.
TS416519	DC19RS1005	Urban Intersections (2019-2023)	6,000,000	0	6,000,000	0	383,246	Installation of new traffic signals, pedestrian signals and street lights to improve safety and mobility of both vehicles and pedestrians.
RT1430-1	DC19RS0304	Wellington Gateway (South) Rapid Transit	16,413,447	5,231,785	11,181,662	0	4,380,102	Widening and reconstruction of 6.8 kilometres of existing arterial roads to incorporate continuous transit lanes along Wellington from Downtown to White Oaks for the implementation of Rapid Transit.
RT1430-2	DC19RS0303	North Connection Rapid Transit	400,000	30,800	369,200	0	328	Widening and reconstruction of 6.4 kilometres of existing arterial roads to incorporate continuous transit lanes along Clarence Street, Richmond Street, across Western University, and Western Road to Masonville Mall for implementation of Rapid Transit.
RT1430-3	DC19RS0302	East London Link Rapid Transit	26,367,231	11,408,464	14,958,767	0	-216,498	Widening and reconstruction of 6.3 kilometres of existing arterial roads to incorporate continuous transit lanes from Downtown to Fanshawe College including King Street, Ontario Street, Dundas Street, Highbury Avenue, and Oxford Street for the implementation of Rapid Transit.
RT1430-6	DC19RS0305	West Connection Rapid Transit	2,050,000	200,900	1,849,100	0	4,345	Widening and reconstruction of 4.4 kilometres of existing arterial roads to incorporate transit lanes from Downtown on Riverside Drive with mixed traffic on Wharncliffe Road North and transit lanes again on Oxford Street to Wonderland Road for implementation of Rapid Transit.
RT1430-7	DC19RS0301	Downtown Loop Rapid Transit	24,451,748	17,733,071	6,718,677	0	1,663,895	Widening and reconstruction of 2.0 kilometres of existing arterial roads to incorporate continuous transit lanes along Ridout, King, Wellington and Queen for the implementation of Rapid Transit.
<b>Totals</b>			<b>\$483,706,995</b>	<b>\$158,520,966</b>	<b>\$287,382,130</b>	<b>\$37,803,899</b>	<b>\$26,195,724</b>	

\*Amounts Subject to Rounding

## Appendix A - Statement of Development Charge (DC) Reserve Fund Activity for the year ending December 31, 2021

**Table 10: Summary of Issued Debt For Approved Projects Funded From Roads and Related Levies**

Capital Project Number	DC ID Number	Capital Project Title	Debt By-law #	Original Debt Issued for Growth Share	Year of Debt Issue/Retired	Principal outstanding as at December 31, 2021	CSRF debt payment (P&I) on issued debt
TS1308	DC14RS0013	Highway 401 Interchange Projects	D-771-79	5,000,000	2016/2026	2,626,852	560,464
TS1475-2	DC14-RS00007	Fanshawe Rd East Widening - Phase 2	D-773-81	9,000,000	2017/2027	5,605,683	1,012,429
TS1523-1	DC14-RS00012	Bradley Ave Extension, Phase 1 Wharncliffe Rd to Wonderland Rd.	D-775-80	3,000,000	2019/2029	2,452,673	340,041
TS1489	DC14-RS00011	Western Road Widening - Platts Lane to Oxford St.	D-776-135	2,000,000	2020/2030	1,810,111	216,789
		Debt Discount					12,684
		Accrued Interest					-9,099
<b>Totals</b>				<b>\$19,000,000</b>		<b>\$12,495,319</b>	<b>\$2,133,308</b>

\*Amounts Subject to Rounding

**Table 11: Summary of Authorized Unissued Debt For Approved Projects Funded From Roads and Related Levies**

Capital Project Number	DC ID Number	Capital Project Title	Authorized but not Issued	Expected Year of Debt Issue
TS1489	DC14-RS00011	Western Widening	4,000,000	2022
TS1746	DC19RS0001	Dingman Dr - Hwy 401 Bridge to Wellington Rd	7,000,000	2026
TS1355-1	DC14RS0018	Wharncliffe Road Widening - Becher Street to Springbank Drive	3,173,175	2025
TS1523-1	DC14-RS00012	Bradley Ave Extension, Phase 1 Wharncliffe Rd to Wonderland Rd.	4,630,724	2022
<b>Totals</b>			<b>\$18,803,899</b>	

\*Amounts Subject to Rounding

**Appendix A - Statement of Development Charge (DC) Reserve Fund Activity for the year ending December 31, 2021**

**Table 12: Summary of Approved Projects Funded From Water Levies**

Capital Project Number	DC ID Number	Capital Project Title	Total Project Life to date Budget	Tax/Rate Supported plus Other Sources of Financing	City Services Reserve Fund (CSRF) Commitment	Debt (DC Rate Supported)	CSRF Amount Transferred to (from) Capital Fund in 2021	Project Description
EW2310	DC14-WD00008 & WD00034	Western Road Watermain Replacement - Oxford Street to Sarnia Road	2,079,419	1,871,419	208,000	0	171	To replace the watermain on Western Road from Oxford Street to Sarnia Road.
EW3314	DC19GS0009	Trunk Watermain and Pumping Station	512,000	0	512,000	0	25,075	Study to examine growth needs in the low level and some high level areas of the City and make recommendations to the timing and need of multiple future growth projects.
EW3551	DC14-WD00038 & WD00039	Hyde Park-Sarnia Rd High Level Watermain- Phase 2	2,068,660	0	2,068,660	0	0	Construction of 400, 450 and 600 millimetre watermains in the high level area of North West London. Watermain installation required to service customers in the Hyde Park High Level area.
EW3581	DC14WD020a	Pond Mills 401 Crossing (New 5A)	637,317	36,417	600,900	0	0	To replace and upgrade the existing 300 millimetre watermain to a 400 millimetre watermain between Wilton Grove Road and Southdale Road. This project is now closed.
EW3592	DC14-WD01002	Infill and Intensification Nodes Water Servicing	2,198,080	110,080	2,088,000	0	0	To provide for growth triggered infill and intensification projects in major development nodes.
EW3593	DC14WD2003	Hyde Park Pumping Station	816,800	0	816,800	0	3,541	To upgrade the Hyde Park Pumping Station to serve future growth in northwest London.
EW3614	DC2009	Southeast Pumping Station-Reservoir	55,728,118	49,648,318	6,079,800	0	1,375	Construction of a 113 million litre (25 million gallon) reservoir and pumping station on Highbury Avenue for storage and balancing of water supply from the Elgin/Middlesex system based on Valve Engineering Study.
EW3625	DC14WD010a	Wonderland Rd Watermain - Exeter to Hamlyn (A21a)	1,744,362	87,218	1,657,144	0	104,295	To construct a new 400 millimetre watermain on Wonderland between Hamlyn and Exeter Rd.
EW3628	DC14WD02005	Expansion of Southeast Pressure Zone	2,700,000	1,931,900	768,100	0	0	To install pressure regulating valves and associated piping to service portions of SE London with the Southeast Pumping Station.
EW3654	DC14WD2006	Arva Pumping Station Upgrade	339,968	169,984	169,984	0	0	Upgrades to the Arva Pumping Station, including pump replacements will be required as water demand increases.
EW3658	DC14WD0026	Wonderland Rd Watermain - Commissioners to Viscount (3000)	307,774	0	307,774	0	0	To replace and upsize the existing 300 millimetre and 400 millimetre watermain on Wonderland Road (Westmount Pumping Station to Viscount Road) with 600 millimetre watermain. Project required to upgrade high level water supply.
EW3675	DC14WD0021	Southdale Rd Watermain - Boler to Wickerson (2004)	2,257,581	0	2,257,581	0	0	The construction of 400 millimetre watermains in the high level area of southwest London on Southdale Road between Wickerson Road and Bramblewood Place.
EW3694	DC14WD0040	Kilally Road Watermain (A30) Ph 2 (Webster to Clarke Rd)	1,450,115	0	1,450,115	0	0	Installation of a new 400 millimetre watermain on Kilally Road from Highbury Avenue to Clarke Road.
EW3709	DC14WD0037	Green Valley Rd Watermain - Hubrey Rd Intersection (New-3)	151,000	0	151,000	0	12,093	Installation of a 600 millimetre watermain at the intersection of Green Valley Road and Hubrey Road.
EW3788	DC19WD0001	Western Road Watermain Upsizing (Platt's Lane to Sarnia Rd)	1,893,311	1,703,980	189,331	0	0	Upgrading of existing watermain on Western Road from Platt's Lane to Sarnia Road to 400 millimetre.

**Appendix A - Statement of Development Charge (DC) Reserve Fund Activity for the year ending December 31, 2021**

**Table 12: Summary of Approved Projects Funded From Water Levies**

Capital Project Number	DC ID Number	Capital Project Title	Total Project Life to date Budget	Tax/Rate Supported plus Other Sources of Financing	City Services Reserve Fund (CSRF) Commitment	Debt (DC Rate Supported)	CSRF Amount Transferred to (from) Capital Fund in 2021	Project Description
EW3818	DC14-WD01001	Watermain Internal Oversizing Subsidy	785,562	1,700	783,862	0	0	Funding source for watermain oversizing claims by land developers. Claims are to be paid in accordance with the current Development Charges By-law.
ID2195	DC19WD1000	Watermain Industrial	4,934,053	0	4,934,053	0	129,075	Water servicing of future light and general industrial land to provide an adequate inventory of large block "shovel ready" land in strategic locations.
EW3652-2	DC14-WD00022	Wickerson High Level Watermain Phase 2 Wickerson Road	1,361,030	0	1,361,030	0	609	Construction of 400 millimetre watermain in the high level area of southwest London on Wickerson Rd between Wickerson Gate and Southdale Road. Watermain installation required to service future customers in the Wickerson area.
EW377219	DC19GS0011	2019 Water Efficiency Program	1,874,880	1,724,890	149,990	0	16,291	To undertake a water efficiency strategy to promote awareness of water issues. Water efficiency/conservation program will be a requirement of the new Municipal Water Licensing Plan. Water efficiency preserves system capacity for future growth.
EW381819	DC19WD1001	Watermain Internal Oversizing Subsidy (2019-2023)	268,619	0	268,619	0	27,256	Funding source for watermain oversizing claims by land developers. Claims are to be paid in accordance with the current Development Charges By-law.
EW382319	DC19WD1002	Watermain - Built Area Works (2019-2023)	534,492	235,176	299,316	0	0	Program to build watermains to accommodate growth/intensification in the built area of the City.
EW382519	DC19WD1003	Watermain - Strategic Links (2019-2023)	1,273,098	127,310	1,145,788	0	0	Annual program to fund watermains which serve growth areas; are within or cross significant roads, parks, or abut natural areas; and/or within an existing right-of-way
<b>Totals</b>			<b>\$85,916,239</b>	<b>\$57,648,392</b>	<b>\$28,267,847</b>	<b>\$0</b>	<b>\$319,782</b>	

\*Amounts Subject to Rounding

**Appendix A - Statement of Development Charge (DC) Reserve Fund Activity for the year ending December 31, 2021**

**Table 14: Summary of Approved Projects Funded From Police Levies**

Capital Project Number	DC ID Number	Capital Project Title	Total Project Life to date Budget	Tax/Rate Supported plus Other Sources of Financing	City Services Reserve Fund (CSRF) Commitment	Debt (DC Rate Supported)	CSRF Amount Transferred to (from) Capital Fund in 2021	Project Description
PP4462	DC19PS1001	Police Headquarters Expansion	10,000,000	8,837,260	0	1,162,740	0	Following the facility needs analysis in 2018, the majority of the expansion of LPS facilities has been confirmed as necessary.
PP446519	DC19PS2001	Officer Outfitting Due to Growth (2019-2023)	154,406	0	154,406	0	9,136	To provide for outfitting costs for new officers.
<b>Totals</b>			<b>\$10,154,406</b>	<b>\$8,837,260</b>	<b>\$154,406</b>	<b>\$1,162,740</b>	<b>\$9,136</b>	

\*Amounts Subject to Rounding



**Appendix A - Statement of Development Charge (DC) Reserve Fund Activity for the year ending December 31, 2021**

**Table 15: Summary of Issued Debt For Approved Projects Funded From Police Levies**

Capital Project Number	DC ID Number	Capital Project Title	Debt By-law #	Original Debt Issued for Growth Share	Year of Debt Issue/Retired	Principal outstanding as at December 31, 2021	CSRF debt payment (P&I) on issued debt
PP4460	Pre-2014 DC	Police Facilities	D-762-86	3,500,000	2010/2030	1,487,500	246,857
PP4460	Pre-2014 DC	Police Facilities	D.-768-283	3,719,400	2013/2023	823,550	440,314
		Debt Discount					2,553
		Accrued Interest					-6,769
<b>Totals</b>				<b>\$7,219,400</b>		<b>\$2,311,050</b>	<b>\$682,954</b>

\*Amounts Subject to Rounding

**Table 16: Summary of Authorized Unissued Debt For Approved Projects Funded From Police Levies**

Capital Project Number	DC ID Number	Capital Project Title	Authorized but not Issued	Expected Year of Debt Issue
PP4462	DC19PS1001	Police Headquarters Expansion	1,162,740	2026
<b>Totals</b>			<b>\$1,162,740</b>	

\*Amounts Subject to Rounding

Appendix A - Statement of Development Charge (DC) Reserve Fund Activity for the year ending December 31, 2021

Table 13: Summary of Approved Projects Funded From Growth Studies Levies

Capital Project Number	DC ID Number	Capital Project Title	Total Project Life to date Budget	Tax/Rate Supported plus Other Sources of Financing	City Services Reserve Fund (CSRF) Commitment	Debt (DC Rate Supported)	CSRF Amount Transferred to (from) Capital Fund in 2021	Project Description
GG1034	DC14-GS00038	Development Charges Consulting	850,000	150,100	699,900	0	17,839	Continue development charges policy development over time. Also, for use in developing Development Charge rates and Development Charges background study production.
PD2082	DC14-PR00026,81,89,109	Meadowilly Area Planning Study	520,000	132,500	387,500	0	0	To provide an assessment of the Meadowilly Area for planning and development of this area.
PD2152	DC19GS0012	Planning Comprehensive Zoning By-law	1,000,000	500,000	500,000	0	0	To update the Official Plan as required by the Planning Act. This project will set the framework for positive and sustainable growth, economic development and conservation in London over the next 20 years.
PP4480	DC14-GS00047	Police Facility Needs Analysis	500,000	202,500	297,500	0	58,731	Considering the growth of the City of London and increasing service demands combined with the useful life of the existing facilities, a comprehensive needs analysis to meet these demands will be required. It is necessary to quantify future facility requirements. Following the facility needs analysis, it is anticipated that an expansion of London Police Services facilities may be the recommended outcome. This project is now closed.
RC2011	DC14-GS00041	Update Master Plan-Parks & Rec.	400,000	152,500	247,500	0	13,688	To continue to develop and review the Master Plan for Recreation Services. This project is now closed.
RC2021	DC19GS0021	Master Plan Substudies Parks & Recreation	150,000	37,500	112,500	0	40,558	The 2019 Parks and Recreation Master Plan identifies several sub-studies required over the next 5 years.
TS1031	DC14-GS00024	Long Term Corridor Protection EA Studies	500,000	0	500,000	0	48,267	Required for Environmental Assessments to protect major transportation corridors in and around the City.
TS1038	DC14-GS00016	Transportation Development Charge Studies 2019	250,000	0	250,000	0	0	Consulting services to update transportation project costs and schedules for the 2019 Development Charge By-law updates.
TS1039	DC14-GS00050	Transportation Master Plan Update	100,000	0	100,000	0	0	The Transportation Master Plan Update will build upon the London 2030 Transportation Master Plan. The Transportation Master Plan is a long term transportation strategy for the City to help guide the City's transportation and land use decisions to provide sustainable transportation infrastructure.
TS1040	DC14GS0017	Transportation Master Plan Update 2022	750,000	0	750,000	0	67	The Transportation Master Plan will provide the City with a vision and implementation plan to pro-actively respond to the way the City's future population move, live, work and play and to help guide the City's transportation and land use decisions through to year 2042.
TS1041	DC14-GS00025	Transportation Impact Studies	300,000	0	300,000	0	5,450	Area traffic impact studies to identify and optimize the timing of roadway capacity, channelization, signalization needs on a development or area basis as well as parking strategies.
ES3209	DC14-GS00007	Stormwater Unidentified Municipal Class Environmental Assessment Addendums	500,000	0	500,000	0	0	To undertake addendums to the existing accepted Municipal Class Environmental Assessment Studies for storm/drainage and stormwater management servicing works that need to be changed/modified.
ES3212	DC19GS0001	Stormwater Dingman Creek Floodplain Corridor EA	200,000	0	200,000	0	0	Stage 2 of the Dingman Creek Environmental Assessment to assess options within the Dingman Creek corridor to mitigate the anticipated increased flooding determined by the Upper Thames River Conservation Authority's Regulatory Floodplain Update.
ES4418	DC19GS0004	Inflow and Infiltration Reduction Study	300,000	0	300,000	0	0	Funding to undertake Inflow and Infiltration (I&I) Reduction Studies to find ways to reduce I&I and reduce the amount of water being sent to Wastewater Treatment Plant's, reduce basement flooding, and reduce the effects of wet weather.
ES5402	DC14GS0027	Biosolids Master Plan	400,000	332,400	67,600	0	28,469	Evaluation of alternatives for handling biosolids generated at City Wastewater Treatment Plants.
EW3313	DC19GS0008	South London Water Servicing	500,000	0	500,000	0	169,783	To examine growth needs in the high level areas of the City and make recommendations to the timing and need of multiple future growth projects.
EW377218	DC14-GS00022	2018 Water Efficiency Program	330,570	305,080	25,490	0	8,287	To undertake a water efficiency strategy to promote awareness of water issues. Water efficiency/conservation program will be a requirement of the new Municipal Water Licensing Plan. Water efficiency preserves system capacity for future growth.
<b>Totals</b>			<b>\$7,550,570</b>	<b>\$1,812,580</b>	<b>\$5,737,990</b>	<b>\$0</b>	<b>\$391,139</b>	

\*Amounts Subject to Rounding

**Appendix A - Statement of Development Charge (DC) Reserve Fund Activity for the year ending December 31, 2021**

**Table 17: Summary of Approved Projects Funded From Fire Levies**

Capital Project Number	DC ID Number	Capital Project Title	Total Project Life to date Budget	Tax/Rate Supported plus Other Sources of Financing	City Services Reserve Fund (CSRF) Commitment	Debt (DC Rate Supported)	CSRF Amount Transferred to (from) Capital Fund in 2021	Project Description
FS1087	DC14FS0001	New Fire Station #15	700,000	247,100	452,900	0	9,667	To acquire land, design & construct a fire station to achieve specified response time to southeast portion of city.
<b>Totals</b>			<b>\$700,000</b>	<b>\$247,100</b>	<b>\$452,900</b>	<b>\$0</b>	<b>\$9,667</b>	

\*Amounts Subject to Rounding

**Appendix A - Statement of Development Charge (DC) Reserve Fund Activity for the year ending December 31, 2021**

**Table 18: Summary of Approved Projects Funded From Parks and Recreation Levies**

Capital Project Number	DC ID Number	Capital Project Title	Total Project Life to date Budget	Tax/Rate Supported plus Other Sources of Financing	City Services Reserve Fund (CSRF) Commitment	Debt (DC Rate Supported)	CSRF Amount Transferred to (from) Capital Fund in 2021	Project Description
PD2042	2009 DC	2009 New Open Space Network	484,734	207,701	277,033	0	0	Annual program to provide linkages and passive recreation opportunities in new Community Areas along creeks, valleys and upland corridors. To implement recommendations from the sub watershed planning process and Parks & Recreation Master Plan. This project is now closed.
PD2125	DC19PR5064	New Thames Valley Pathway - North Branch	1,500,000	635,426	864,574	0	17,839	To provide a City-wide continuous multi-use pathway through the Thames Valley for public use and enjoyment. To implement recommendations of the Parks and Recreation Master Plan. Planned works are in areas of "Growth".
PD2162	DC14-PR00045	New Urban Civic Spaces	2,106,436	1,702,000	404,436	0	6,106	Create unique urban spaces within the city's urban core neighbourhoods and the downtown.
PD2174	DC19GS0025	Subwatershed Studies (2019-2023)	120,000	24,000	96,000	0	0	To review subwatershed study recommendations and targets more comprehensively and document successes/challenges in meeting established targets.
PD2179	DC19GS0024	New ESA Conservation Master Plan	358,400	118,272	240,128	0	0	These studies are completed for the management of Environmentally Significant Area lands acquired by the City due to growth, and were previously included within the cost of Parks and Recreation Environmentally Significant Area park projects.
PD2253	Pre-2014 DC	2010 Environmental Significant Areas	243,230	119,744	123,486	0	855	Develop and implement conservation master plans and site plans for all new Environmentally Significant Areas to ensure long-term conservation integrity and access for appropriate recreation opportunities.
RC2012	DC19GS0022	Master Plan Update (2021)	150,000	37,500	112,500	0	0	To continue to develop and review Master Plan for Recreation Services.
RC2755	DC14-PR00001	Multi-purpose Recreation Centre - Southwest	54,588,465	42,822,265	4,766,200	7,000,000	-1,695	The Master Plan recognized a need for new or enhanced facilities in the south west. This project is planned to improve the supply, distribution and quality of community facilities. This centre will address the need for community space, gymnasias, pools and ice pads in the south west.
RC2756	DC14-PR00003	Multi-purpose Recreation Centre - East	23,384,735	17,281,335	111,200	5,992,200	111,200	A Multipurpose recreation centre to be constructed in the east area of the City in East Lions Park to commence in 2016. This facility will house gymnasiums, activity rooms, indoor pool and outdoor amenities complete with parking and public outdoor spaces.
RC2757	DC19PR2001	Multi-purpose Recreation Centre - Northwest	4,000,000	2,848,000	0	1,152,000	0	A multipurpose recreation centre to be constructed in the North West area of the City. Project to commence in 2023 and be completed in 2025. This facility will house a pool, gymnasiums, activity rooms and outdoor amenities complete with parking and public outdoor spaces.
RC2758	DC14PR0002	Multi-Purpose Recreation Centre - Southeast	25,955,716	23,044,802	2,082,514	828,400	0	The Master Plan recognized a need for new or enhanced facilities in the east south east. This project is planned to improve the supply, distribution and quality of community facilities. This centre will address the need for community space, gymnasiums, activity rooms, twin pad arena and outdoor amenities.
RC2782	DC14PR0011	New Spray Pad Riverbend	398,800	42,586	356,214	0	760	To respond to existing demand in accordance with the Parks and Recreation Strategic Masterplan and the Aquatic Services Review. This project is now closed.
RC2783	DC19PR1200	New Spray Pad (2019-2023)	500,000	50,000	450,000	0	0	To respond to existing demand in accordance with the Parks and Recreation Strategic Masterplan and the Aquatic Services Review.
PD103318	DC14-PR00033 DC14-PR00034	2018 New District Parks	54,846	23,639	31,207	0	0	To develop new district parks in "Growth Areas" on a priority basis to provide "drive to" district recreation facilities such as upgraded sports fields, path systems and accessible play structures, skate board parks, tennis courts, spray pads, and other unique park amenities.

**Appendix A - Statement of Development Charge (DC) Reserve Fund Activity for the year ending December 31, 2021**

**Table 18: Summary of Approved Projects Funded From Parks and Recreation Levies**

Capital Project Number	DC ID Number	Capital Project Title	Total Project Life to date Budget	Tax/Rate Supported plus Other Sources of Financing	City Services Reserve Fund (CSRF) Commitment	Debt (DC Rate Supported)	CSRF Amount Transferred to (from) Capital Fund in 2021	Project Description
PD1382-14	DC14-PR00014 DC14-PR00015	2014 New Neighbourhood Parks	608,590	325,672	282,918	0	-32,405	To develop new neighbourhood parks in "Growth Areas" as subdivision are constructed.
PD1382-15	DC14-PR00016 to DC14-PR00018	2015 New Neighbourhood Parks	260,000	60,200	199,800	0	0	To develop new neighbourhood parks in "Growth Areas" as subdivision are constructed.
PD138216	DC14-PR00019	2016 New Neighbourhood Parks	220,000	50,900	169,100	0	724	To develop new neighbourhood parks in "Growth Areas" as subdivision are constructed.
PD138218	DC14-PR00014 to DC14-PR00032	2018 New Neighbourhood Parks	150,000	34,700	115,300	0	0	To develop new neighbourhood parks in "Growth Areas" as subdivision are constructed.
PD2043-11	Pre-2014 DC	2011 New Open Space Network	482,047	141,747	340,300	0	754	Annual program to provide linkages and passive recreation opportunities in new Community Areas along creeks, valleys and upland corridors. To implement recommendations from the sub watershed planning process and Parks & Recreation Master Plan.
PD2043-15	DC14-PR00057 to PR00086	2015 New Open Space Network	700,000	296,500	403,500	0	15,663	Annual program to provide linkages and passive recreation opportunities in new Community Areas along creeks, valleys and upland corridors. To implement recommendations from the sub watershed planning process and Parks & Recreation Master Plan.
PD204316	DC14-PR00057 to PR00086	2016 New Major Open Space Network	1,730,000	732,700	997,300	0	81,611	Annual program to provide linkages and passive recreation opportunities in new Community Areas along creeks, valleys and upland corridors. To implement recommendations from the sub watershed planning process and Parks & Recreation Master Plan.
PD204317	Pre-2014 DC	2017 New Major Open Space Network	915,000	387,600	527,400	0	126,997	Annual program to provide linkages and passive recreation opportunities in new Community Areas along creeks, valleys and upland corridors. To implement recommendations from the sub watershed planning process and Parks & Recreation Master Plan.
PD204318	Pre-2014 DC	2018 New Major Open Space Network	996,403	425,242	571,161	0	-24,722	Annual program to provide linkages and passive recreation opportunities in new Community Areas along creeks, valleys and upland corridors. To implement recommendations from the sub watershed planning process and Parks & Recreation Master Plan.
PD2124-12	Pre-2014 DC	2012 New Thames Valley Parkway	50,000	12,800	37,200	0	0	To provide a City-wide continuous multi-use pathway through the Thames Valley for public use and enjoyment. To implement recommendations of the Parks and Recreation Master Plan. Planned works are in areas of "Growth".
PD2124-13	Pre-2014 DC	2013 New Thames Valley Parkway	500,000	102,700	397,300	0	0	To provide a City-wide continuous multi-use pathway through the Thames Valley for public use and enjoyment. To implement recommendations of the Parks and Recreation Master Plan. Planned works are in areas of "Growth".
PD2124-15	DC14-PR00092 to PR00102	2015 New Thames Valley Pathway	1,175,000	497,700	677,300	0	1,250	To provide a City-wide continuous multi-use pathway through the Thames Valley for public use and enjoyment. To implement recommendations of the Parks and Recreation Master Plan. Planned works are in areas of "Growth".
PD212416	DC14-PR00092 to PR00102	2016 New Thames Valley Pathway	9,668	4,095	5,573	0	0	To provide a City-wide continuous multi-use pathway through the Thames Valley for public use and enjoyment. To implement recommendations of the Parks and Recreation Master Plan. Planned works are in areas of "Growth". This project is now closed.

**Appendix A - Statement of Development Charge (DC) Reserve Fund Activity for the year ending December 31, 2021**

**Table 18: Summary of Approved Projects Funded From Parks and Recreation Levies**

Capital Project Number	DC ID Number	Capital Project Title	Total Project Life to date Budget	Tax/Rate Supported plus Other Sources of Financing	City Services Reserve Fund (CSRF) Commitment	Debt (DC Rate Supported)	CSRF Amount Transferred to (from) Capital Fund in 2021	Project Description
PD212418	DC14-PR00092 TO PR00102	2018 New Thames Valley Pathway	2,645,332	1,120,405	1,524,927	0	39,166	To provide a City-wide continuous multi-use pathway through the Thames Valley for public use and enjoyment. To implement recommendations of the Parks and Recreation Master Plan. Planned works are in areas of "Growth".
PD216219	DC19PR0400	New Civic Spaces (2019-2023)	1,570,100	1,209,762	360,338	0	0	For the creation of unique urban spaces within the city's urban core neighbourhoods and the downtown. This program will assist in implementing the forthcoming Urban Spaces Master Plan, along with many of the Downtown Master Plan initiatives.
PD2181-15	DC14-PR00087 to PR00090	2015 New Sportspark	150,000	63,500	86,500	0	18,957	To develop new major infrastructure to support major recreational facilities in order to support competitive and tournament level play.
PD218116	DC14-PR00087 to PR00090	2016 New Sportspark	600,000	258,000	342,000	0	0	To develop new major infrastructure to support major recreational facilities in order to support competitive and tournament level play.
PD218117	DC14-PR00087 to PR00090	2017 New Sportspark	800,000	361,900	438,100	0	31,246	To develop new major infrastructure to support major recreational facilities in order to support competitive and tournament level play.
PD218118	DC14-PR00087 to PR00090	2018 New Sportspark	3,411,183	1,456,137	1,955,046	0	0	To develop new major infrastructure to support major recreational facilities in order to support competitive and tournament level play.
PD2230-15	DC14-PR00004 to PR00116	2015 New Field Houses	150,000	15,000	135,000	0	9,156	To support the design and implementation of washroom and change room facilities in new district parks and new sport parks.
PD223016	DC14-PR00004 to PR00116	2016 New Field Houses	600,000	195,000	405,000	0	112,757	To support the design and implementation of washroom and change room facilities in new district parks and new sport parks.
PD2253-12	Pre-2014 DC	2012 Environmentally Significant Areas	170,000	85,235	84,765	0	0	Develop and implement conservation master plans and site plans for all new Environmentally Significant Areas to ensure long-term conservation integrity and access for appropriate recreation opportunities. This project is now closed.
PD225317	DC14-PR00103 to PR00113	2017 Environmentally Significant Areas	80,000	38,800	41,200	0	0	Develop and implement conservation master plans and site plans for all new Environmentally Significant Areas to ensure long-term conservation integrity and access for appropriate recreation opportunities.
PD225318	DC14-PR00103 to PR00113	2018 Environmentally Significant Areas	286,770	141,121	145,649	0	0	Develop and implement conservation master plans and site plans for all new Environmentally Significant Areas to ensure long-term conservation integrity and access for appropriate recreation opportunities.
PD225319	DC19PR0900	New Environmentally Significant Areas (2019-2023)	317,000	137,403	179,597	0	0	Develop and implement conservation master plans and site plans for all new Environmentally Significant Areas to ensure long-term conservation integrity and access for appropriate recreation opportunities.
PD276517	DC14-PR000050 to PR000056	2017 New Woodland Parks	157,302	36,362	120,940	0	0	Initial management and setup of newly acquired woodland parks.
PD3019-15	DC14-PR00039 to PR00044	2015 New Urban Parks	350,000	81,000	269,000	0	0	To construct new urban parks, plazas and civic spaces in growth areas to reflect new design.
PD301917	DC14-PR00039 to PR00044	2017 New Urban Parks	160,000	37,000	123,000	0	0	To construct new urban parks, plazas and civic spaces in growth areas to reflect new design.
PD301918	DC14-PR00039 to PR00044	2018 New Urban Parks	600,000	138,800	461,200	0	0	To construct new urban parks, plazas and civic spaces in growth areas to reflect new design.
PK103319	DC19PR0200	New District Parks (2019-2023)	1,598,500	696,543	901,957	0	187,847	To develop new district parks in "Growth Areas" on a priority basis to provide drive to district recreation facilities such as upgraded sports fields, path systems and accessible play structures, skate board parks, tennis courts, spray pads, and other unique park amenities.

**Appendix A - Statement of Development Charge (DC) Reserve Fund Activity for the year ending December 31, 2021**

**Table 18: Summary of Approved Projects Funded From Parks and Recreation Levies**

Capital Project Number	DC ID Number	Capital Project Title	Total Project Life to date Budget	Tax/Rate Supported plus Other Sources of Financing	City Services Reserve Fund (CSRF) Commitment	Debt (DC Rate Supported)	CSRF Amount Transferred to (from) Capital Fund in 2021	Project Description
PK138219	DC19PR0100	Neighbourhood Parks (2019-2023)	800,600	124,947	675,653	0	459	To develop new neighbourhood parks in the "Growth Areas" as subdivisions are constructed. Includes; play equip., pathways, tree planting, benches, parking, drainage & recreation amenities.
PK204319	DC19PR0600	New Major Open Space (2019-2023)	3,212,000	1,157,653	2,054,347	0	117,402	Provide linkages & passive recreation opportunities in new Community Areas along creeks, valleys and upland corridors. To implement recommendations from the subwatershed planning process & Parks & Recreation Master Plan.
PK212419	DC19PR0800	New Thames Valley Parkway	4,676,100	1,714,994	2,961,106	0	94,453	To provide a City-wide continuous multi-use pathway through the Thames Valley for public use and enjoyment. To implement recommendations of the Parks & Recreation Master Plan and Thames Valley Corridor Plan.
PK218119	DC19PR0700	New Sportspark (2019-2023)	3,598,800	1,280,746	2,318,054	0	0	To develop major infrastructure to support major recreational facilities in order to support expanded competitive and tournament level play. To also develop lands in new 'growth' areas to meet sports field deficiencies.
PK218519	DC19PR1000	New Pedestrian Bridges	2,850,000	680,213	509,807	1,659,980	66,149	This program implements pedestrian bridges and tunnels along the recreational pathway system in order to fully connect new growth areas to the City's broader recreational pathway system.
PK223019	DC19PR1100	New Field House (2019-2023)	1,400,000	394,724	1,005,276	0	0	The 'new field house' capital budget supports the design and implementation of washroom and change room facilities in new district parks and new sport parks. These field houses are implemented in growth areas and supports organized sport programs such as soccer, football and baseball, etc. in keeping with the City's current level of service.
PK301919	DC19PR0300	New Urban Parks (2019-2023)	4,456,700	723,391	3,733,309	0	39,677	To construct new urban parks in growth areas to reflect new design standards for smaller spaces in neighbourhoods.
UF2080	DC19GS0026	Urban Forestry Studies	50,000	36,000	14,000	0	0	Several Urban Forestry Studies will be completed during the years identified. The studies will evaluate growth impacts and best management practices for new initiatives and updates of existing plans.
UF276519	DC19PR0500	Woodland Parks (2019-2023)	697,000	112,418	584,582	0	0	Initial management and setup of newly acquired woodland parks. These have been identified through the Development Charges study as a distinct type of park.
<b>Totals</b>			<b>\$157,029,457</b>	<b>\$104,326,880</b>	<b>\$36,069,997</b>	<b>\$16,632,580</b>	<b>\$1,022,206</b>	

\*Amounts Subject to Rounding



## Appendix A - Statement of Development Charge (DC) Reserve Fund Activity for the year ending December 31, 2021

**Table 19: Summary of Issued Debt For Approved Projects Funded From Parks and Recreation Levies**

Capital Project Number	DC ID Number	Capital Project Title	Debt By-law #	Original Debt Issued for Growth Share	Year of Debt Issue/Retired	Principal outstanding as at December 31, 2021	CSRF debt payment (P&I) on issued debt
RC2762	Pre-2014 DC	Multi-Purpose Rec Centre #1 (North)	D-767-265	3,400,000	2012/2022	379,003	393,180
RC2755	DC14-PR00001	Multi-purpose Recreation Centre - Southwest	D-774-91	7,000,000	2018/2028	5,079,964	806,412
RC2756	DC14-PR00003	Multi-purpose Recreation Centre - East	D-775-80	2,365,000	2019/2029	1,933,524	268,066
RC2756	DC14-PR00003	Multi-purpose Recreation Centre - East	D776-135	2,700,000	2020/2030	2,443,650	292,665
		Debt Discount					10,369
		Accrued Interest					-8,898
<b>Totals</b>				<b>\$15,465,000</b>		<b>\$9,836,141</b>	<b>\$1,761,794</b>

\*Amounts Subject to Rounding

**Table 20: Summary of Authorized Unissued Debt For Approved Projects Funded From Parks and Recreation Levies**

Capital Project Number	DC ID Number	Capital Project Title	Authorized but not Issued	Expected Year of Debt Issue
RC2756	DC14-PR00003	Multi-purpose Recreation Centre - East (Aquatics)	927,200	2022
RC2757	DC19PR2001	Multi-Purpose Recreation Centre - Northwest	1,152,000	2022
RC2758	DC14PR0002	Multi-Purpose Recreation Centre - Southeast	828,400	2024
PK218519	DC19PR1000	New Pedestrian Bridges and Tunnels (2019-2023)	1,659,980	2024
<b>Totals</b>			<b>\$4,567,580</b>	

\*Amounts Subject to Rounding

**Appendix A - Statement of Development Charge (DC) Reserve Fund Activity for the year ending December 31, 2021**

**Table 21: Summary of Approved Projects Funded From Transit Levies**

Capital Project Number	DC ID Number	Capital Project Title	Total Project Life to date Budget	Tax/Rate Supported plus Other Sources of Financing	City Services Reserve Fund (CSRF) Commitment	Debt (DC Rate Supported)	CSRF Amount Transferred to (from) Capital Fund in 2021	Project Description
MU1176	DC19TS2002	Conventional Transit (Growth) PTIS	7,316,100	6,535,620	780,480	0	143,843	Ongoing program of expanding the transit fleet supporting growth in service in new service areas.
RT1430-7	DC19RS0301	Downtown Loop - Stops	4,443,000	3,933,472	509,528	0	0	Construction of 5 Transit stop platforms along the Downtown Loop route.
<b>Totals</b>			<b>\$11,759,100</b>	<b>\$10,469,092</b>	<b>\$1,290,008</b>	<b>\$0</b>	<b>\$143,843</b>	

\*Amounts Subject to Rounding

**Appendix A - Statement of Development Charge (DC) Reserve Fund Activity for the year ending December 31, 2021**

**Table 22: Summary of Approved Projects Funded From Library Levies**

Capital Project Number	DC ID Number	Capital Project Title	Total Project Life to date Budget	Tax/Rate Supported plus Other Sources of Financing	City Services Reserve Fund (CSRF) Commitment	Debt (DC Rate Supported)	CSRF Amount Transferred to (from) Capital Fund in 2021	Project Description
RC3464	DC14LS0002	Northwest Branch Library	6,686,000	4,149,586	367,400	2,169,014	0	To acquire land, design and construct a new full service branch library to accommodate population growth.
RC3466	DC14LS0001	Southeast Branch Library	5,118,000	1,468,200	500,900	3,148,900	0	To acquire land, design and construct a new full service branch library to accommodate population growth.
RC3467	DC14LS0003	LSA 13 - Southeast Collections	250,000	25,000	225,000	0	0	The collection at a new Southeast branch requires expansion to maintain service standards and provide adequate choices and variety to an increasing number of patrons accessing the new branch.
RC3468	DC14LS0004	LSA 13 -Northwest Collections	250,000	25,000	225,000	0	0	The collection at a new Northwest branch requires expansion to maintain service standards and provide adequate choices and variety to an increasing number of patrons accessing the new branch.
<b>Totals</b>			<b>\$12,304,000</b>	<b>\$5,667,786</b>	<b>\$1,318,300</b>	<b>\$5,317,914</b>	<b>\$0</b>	

\*Amounts Subject to Rounding

**Appendix A - Statement of Development Charge (DC) Reserve Fund Activity for the year ending December 31, 2021**

**Table 23: Summary of Authorized Unissued Debt For Approved Projects Funded From Library Levies**

Capital Project Number	DC ID Number	Capital Project Title	Authorized but not Issued	Expected Year of Debt Issue
RC3464	DC14LS0002	Northwest Branch Library	2,169,014	2025
RC3466	DC14LS0001	Southeast Branch Library	3,148,900	2025
<b>Total</b>			<b>\$5,317,914</b>	

\*Amounts Subject to Rounding

**Appendix B - Noteworthy Growth Capital Projects with 2021 Budget Adjustments**

Project #	DC ID #	Project Description / Explanation	Service	Growth Budget at Jan 1, 2021	Growth Budget Adjustment during 2021	Comments
ES5263	DC14-WW01008	Southwest Capacity Improvement	Wastewater	\$20,000,000	\$4,082,600	Dingman Creek Pumping Station RFT21-19 required \$7.58 million in additional funding, \$4.08 million related to growth and the remainder was associated with non-growth capital budgets.
RT1430-7A	DC19RS0301	Downtown Loop - Construction	Roads and Related	\$19,176,209	\$1,846,122	RFT21-01 and RFT21-98 - Downtown Loop and Municipal Infrastructure Improvements Ph. 1 and Ph. 2 - Adjustments to reflect additional contributions for utilities.
RT1430-7B	DC19RS0301	Downtown Loop - Land RT	Roads and Related	\$300,000	\$1,399,472	Property Acquisitions - Downtown Loop and Municipal Infrastructure Improvements.
ESSWMNLT12	DC21MS0003	SWM Facility - North Lambeth Trib 12	Stormwater	\$3,606,600	\$637,744	RFT21-88 - Dingman Creek Southwinds Natural Channel Reconstruction and Flood Mitigation tender result.
TS1332	DC19RS0010	Intersection-Oxford/Gideon Roundabout	Roads and Related	\$0	\$177,541	Appointment of consulting engineer - Budget required in 2021; available approved funding moved up from 2022.
ESSWM-SD6A	DC14-MS00037	SWM Facility - Sunningdale No 6	Stormwater	\$300,000	\$177,024	Subdivision Special Provisions - Sunningdale Court Phase 1 (39T-18501_1). Detailed design added downstream outlet works for the oil grit separator to the scope.