



London Road Safety Strategy LRSS

CSCP – January 24, 2013

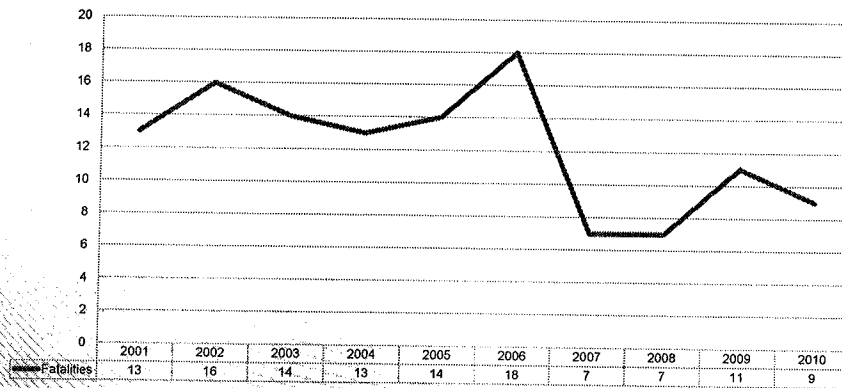


The Problem

- Motor vehicle collisions and associated injury and death
- Over \$18 billion transportation incidents social costs in Ontario
- **In Canada 2009:** over 2200 fatalities & 11,000 plus serious injuries
- **In London 2005-2010:**
- 50,000+ Reported Collisions
- 7,500+ persons injured; 339 severely injured
- 47 deaths



London Road Fatalities




What Can Be Done?

- Closing information gaps
- Quantifying the safety issues
- Identify effective countermeasures for programs



What is a Strategic Road Safety Program?



- review road safety information;
- establish emphasis area goals;
- develop objectives, strategies, and preliminary action plans to address the emphasis areas;



What is a Strategic Road Safety Program?



- determine the appropriate combination of strategies for identified emphasis areas;
- develop detailed action plans; and
- implement the action plans and evaluate performance.



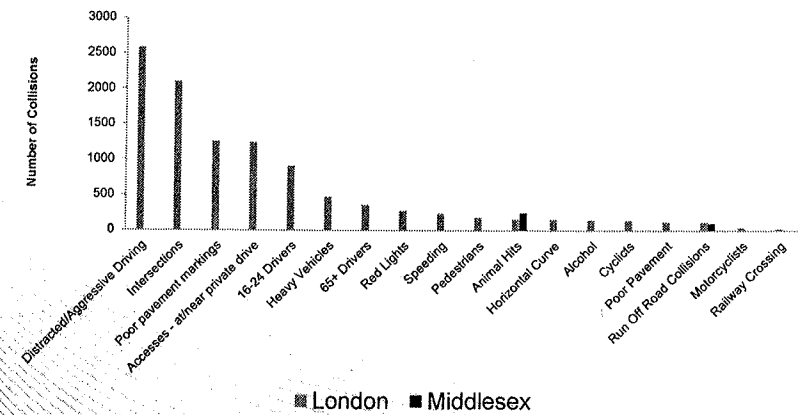
Identified Emphasis Areas to be Reviewed

- Speeding/aggressive driving
- Impaired driving
- Red light running
- Driveway access management
- Seat belt usage
- Education campaigns, and
- Vulnerable road users



Issues Identified

(This raw data still requires significant interpretation and analyses)





Steering Committee Roles and Responsibilities

- Promote and support the LRSS goals.
- Contribute to developing mission, vision and goals for the LRSS.
- Provide comments on the information about the state of road safety.
- Provide technical information and advice.
- Review the final short- and long-term plans for the LRSS.



Steering Committee Roles and Responsibilities

- Act as the final decision-making body for the Strategy.
- Ensure decisions are aligned with the member's agency goals.
- Assess the internal capabilities of the member's own agency.
- Commit to delivering the agreed upon programs supporting the LRSS in a timely and effective manner.




Steering Committee Roles and Responsibilities

- Agree to work co-operatively in shared projects.
- Agree to share information.
- Commit to attendance at all meetings.



Next Steps – Short Term

- Refine data analysis and calculate severity indices
- Undertake consultation with the public
- Consult with Steering Committee members over current programs, capacity to deliver new programs
- Define Mission, Vision and Goal(s)



Road Safety Strategy

7



MONTHLY REPORT TO THE COMMUNITY SAFETY & CRIME PREVENTION ADVISORY COMMITTEE

Julianne Wever, Public Fire & Life Safety Educator

Statistical Information

December 2012	Current Year		Previous Year	
	Month	Year-To-Date	Month	Year-To-Date
Burn Complaint	11	636	11	477
Carbon Monoxide Alarm	89	830	99	989
Defibrillator Call	147	1713	123	1628
Extrication	23	272	32	307
<i>False Alarms (see Mech.)</i>	0	0	0	0
Negligent False Alarms	2	52	8	61
Malicious False Alarms	13	221	14	205
Mechanical & Accidental False Alarms	127	1785	169	2184
General Alarm	4	124	13	145
Level 1 Hazmat	7	146	12	159
Level 2 Hazmat	0	30	2	22
Monitor Alarm	101	1461	140	1678
Natural Gas Incident	10	107	12	136
Public Service Response	0	12	10	44
Single Pump Alarm	54	950	72	959
Structure Fire	37	513	41	525
UWO Monitor Alarm	5	125	7	144
Motor Vehicle Accident	83	826	79	880
Water Rescue	0	6	0	15
Technical Rescue	0	13	0	7
Suspected Arson Fires	3	52	2	37
TOTAL	716	9822	846	10602

Fire Prevention

December 2012	Current Year		December
	Month	Year-To-Date	31, 2011
Routine Inspection	345	4072	3665
Recalls	75	2420	2225
General Complaint	48	729	872
Fire Investigation	7	48	48
Request Business License	22	280	250
Public Education	38	761	926
Safety Village	11	218	241
TOTAL	546	8528	8227

Personnel Distribution

Total Year	2012	2011	Change
Safety Village	1	1	0
Suppression	365	365	0
Fire Prevention	19	19	0
Administration	10	10	0
Training	5	5	0
Apparatus	7	7	0
Communications	14	14	0
TOTAL	421	421	0