

# Accessibility Advisory Committee

## Report

The 11th Meeting of the Accessibility Advisory Committee  
November 28, 2019  
Committee Room #4

Attendance                   PRESENT: J. Menard (Acting Chair), M. Dawthorne, T. Eadinger, N. Judges, G. LaHay, P. Moore, D. Ruston and K. Steinmann and J. Bunn (Clerk)

ABSENT: A. Bueschleb, J. Madden and P. Quesnel

ALSO PRESENT: K. Husain, H. Klausnitzer, J. Michaud and M. Stone

The meeting was called to order at 3:00 PM.

### 1. Call to Order

#### 1.1 Disclosures of Pecuniary Interest

That it BE NOTED that no pecuniary interests were disclosed.

### 2. Scheduled Items

#### 2.1 East Lions Park/Community Centre Construction and Reconstruction of Churchill Avenue and Winnipeg Boulevard

That it BE NOTED that the attached presentation from S. Shannon, Dillon Consulting Limited and J. Michaud, Landscape Architect, with respect to the East Lions Park and Community Centre construction and the reconstruction of Churchill Avenue and Winnipeg Boulevard, was received.

#### 2.2 Emergency Management for Persons with Disabilities

That it BE NOTED that the attached presentation from H. Klausnitzer, Manager, Emergency Operations Centre, with respect to emergency management for persons with disabilities, was received.

### 3. Consent

#### 3.1 10th Report of the Accessibility Advisory Committee

That it BE NOTED that the 10th Report of the Accessibility Advisory Committee, from its meeting held on October 24, 2019, was received.

#### 3.2 Public Meeting Notice - Zoning By-law Amendment - 1395 Riverbend Road

That it BE NOTED that the Public Meeting Notice, dated November 13, 2019, from L. Mottram, Senior Planner, with respect to a Zoning By-law Amendment related to the property located at 1395 Riverbend Road, was received.

3.3 Letter of Resignation - J. Wilson

That it BE NOTED that the letter of resignation, as appended to the agenda, from J. Wilson, was received.

3.4 Letter of Resignation - G. Ashford-Smith

That it BE NOTED that the letter of resignation, dated October 24, 2019, from G. Ashford-Smith, was received.

3.5 (ADDED) Notice of Planning Application - Official Plan Amendment - City-Wide Urban Design Guidelines

That the Notice of Planning Application, dated November 21, 2019, from A. Lockwood, Urban Designer, with respect to an Official Plan Amendment related to City-Wide Urban Design Guidelines, BE REFERRED to the next meeting of the Accessibility Advisory Committee Sub-Committee meeting for review.

**4. Sub-Committees and Working Groups**

None.

**5. Items for Discussion**

5.1 Barrier Free Sidewalks/Petition Update

That it BE NOTED that the communication dated November 20, 2019, from G. LaHay, with respect to barrier free sidewalks, was received.

5.2 Accessibility Advisory Committee 2020 Work Plan - Draft

That the draft Accessibility Advisory Committee (ACCAC) 2019 Work Plan, as appended to the agenda, BE REFERRED to the ACCAC Sub-Committee for review and a report back to the January 2020 meeting of the ACCAC.

5.3 ACCAC Brochures

That it BE NOTED that the Accessibility Advisory Committee (ACCAC) held a general discussion with respect to the distribution of various ACCAC brochures.

5.4 City of London Budget

That delegation status for the Chair of the Accessibility Advisory Committee, or designate, to speak at the January 23, 2020 Strategic Priorities and Policy Committee meeting with respect to the City of London Budget, BE REQUESTED.

5.5 Next Meeting Date and Time

That the start time of the January 23, 2020 Accessibility Advisory Committee meeting BE MOVED to 2:00 PM.

5.6 (ADDED) Community Diversity and Inclusion Strategy - Alternate Representative

That the Civic Administration BE ADVISED that if the current Accessibility Advisory Committee (ACCAC) representative at the Community Diversity and Inclusion Strategy Leadership Table cannot attend a meeting, the Chair or Vice-Chair of the ACCAC will attend in their place.

**6. Adjournment**

The meeting adjourned at 4:30 PM.





# Churchill Avenue and Winnipeg Boulevard Reconstruction

Accessibility Advisory Committee Presentation  
November 28, 2019



London  
CANADA

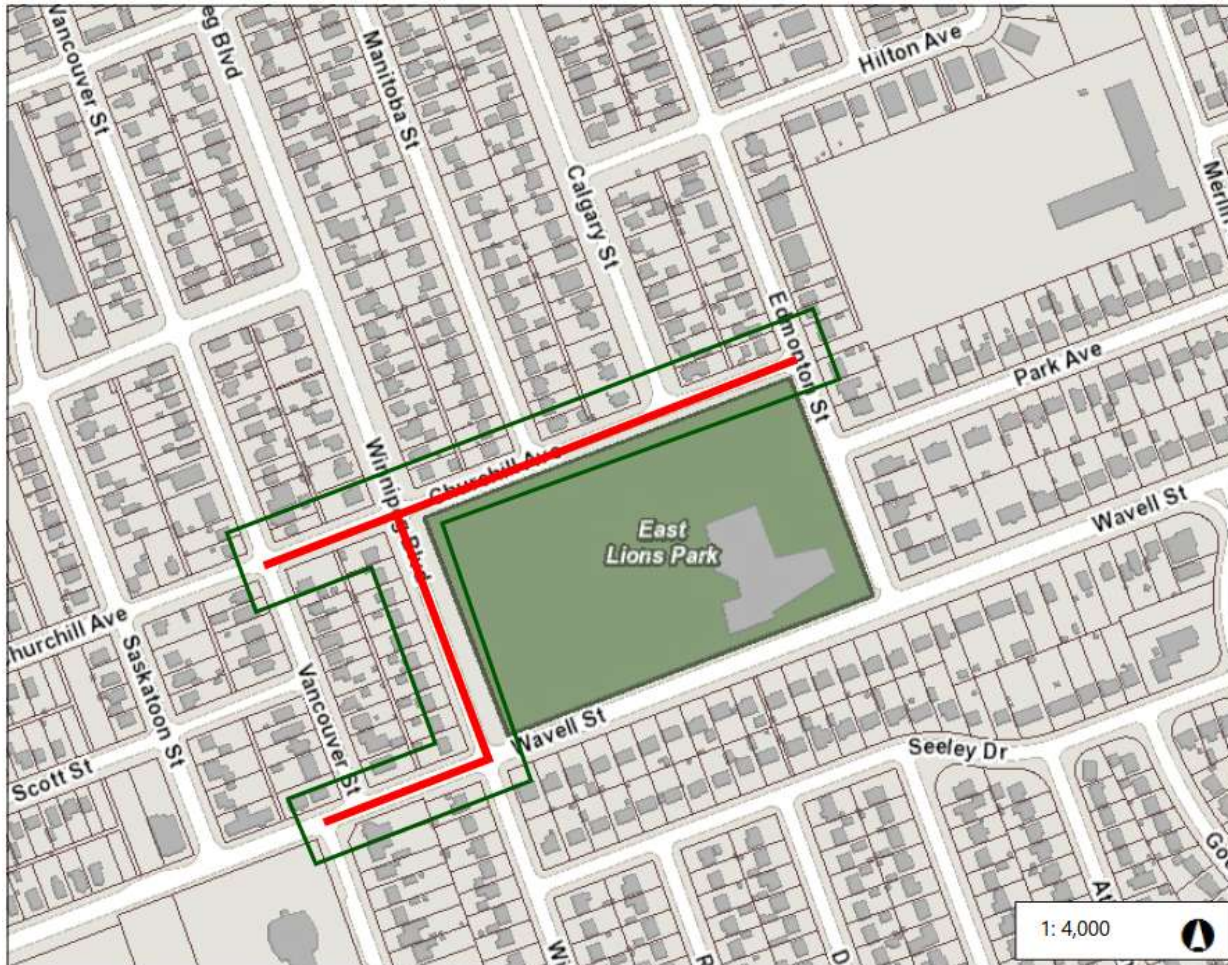


# AGENDA



- 1. EAST LIONS PARK PROJECT UPDATE**
- 2. ROAD PROJECT OVERVIEW**
- 3. RECOMMENDED DESIGN**
- 4. NEXT STEPS**
- 5. QUESTIONS**

# PROJECT OVERVIEW



## Legend

-  Project Extents
-  Street Limits

The Project Extents includes the following:

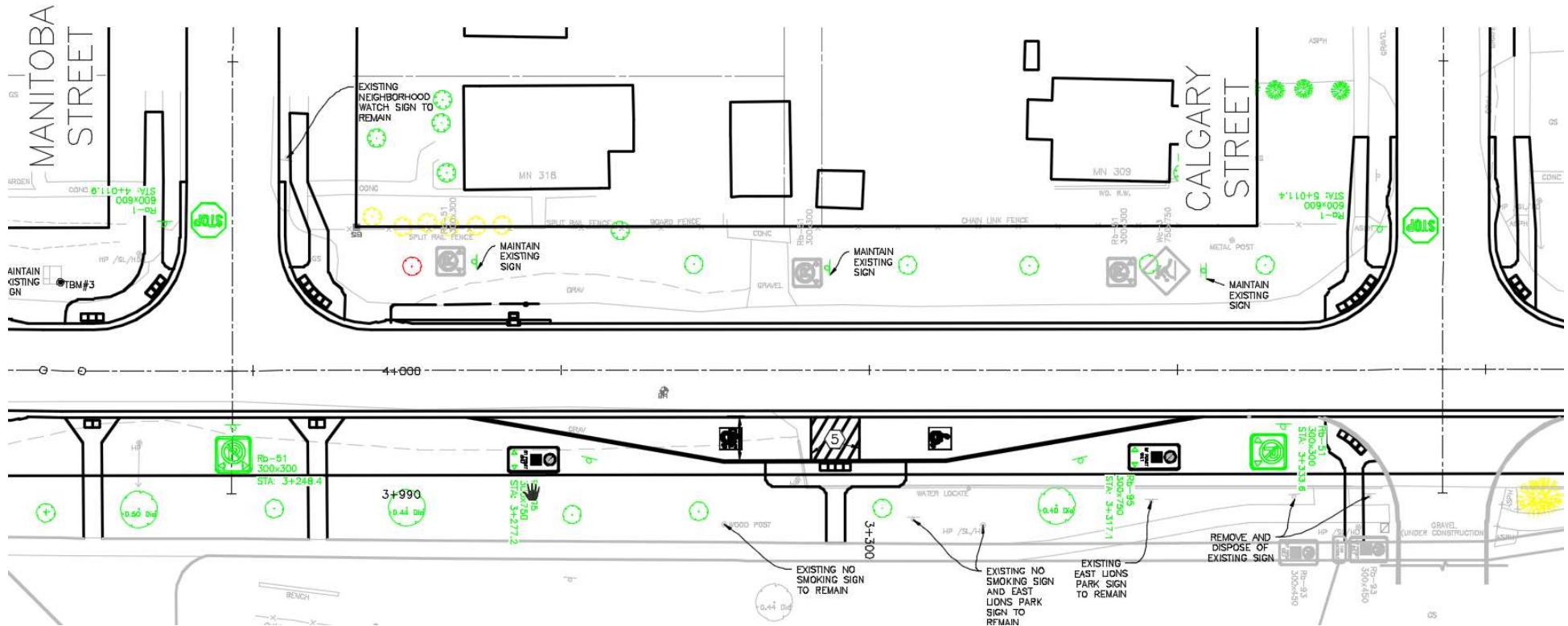
- Wavell Street – Vancouver Street to Winnipeg Boulevard
- Winnipeg Boulevard – Churchill Avenue to Wavell Street
- Churchill Avenue – Vancouver Street to Edmonton Street

Intersections included are:

- Wavell @ Vancouver, Winnipeg
- Winnipeg @ Churchill
- Churchill @ Vancouver, Manitoba, Calgary, Edmonton



# ACCESSIBILITY DROP OFF AREA/PARKING



November 28, 2019



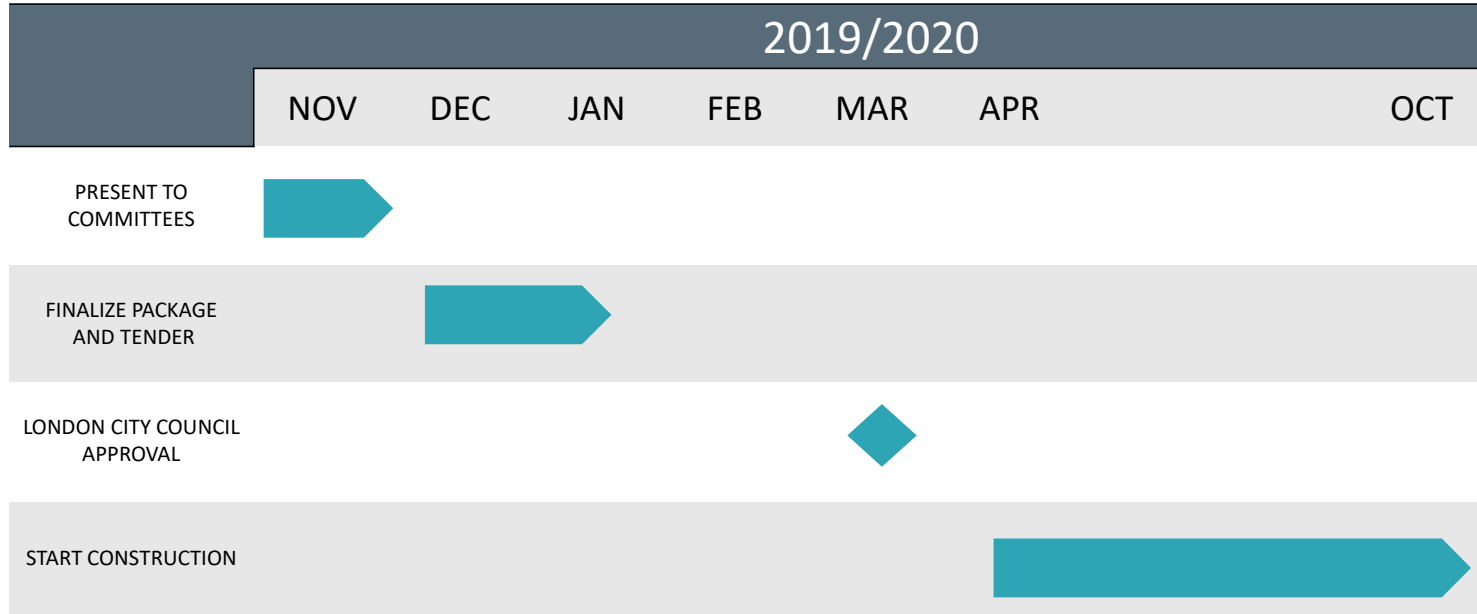


# ACCESSIBILITY DROP OFF AREA/PARKING



November 28, 2019

# NEXT STEPS



**THANK YOU FOR  
THE  
OPPORTUNITY TO  
PRESENT**



# Questions?

November 28, 2019



# EAST LIONS PARK



## LEGEND

1. TENNIS COURT
2. PICKLEBALL COURTS
3. BASKETBALL & ICE RINK
4. SOCCER FIELD
5. PING PONG TABLE
6. RAIN GARDEN
7. LOUNGE CHAIRS
8. BOARDWALK & LOOKOUT
9. BERM
10. TERRACED SEATING
11. PLAYER BENCHES
12. PICNIC TABLES
13. PLAYGROUND
14. ART SCULPTURE
15. BUS STOP
16. PEDESTRIAN CROSSING
17. FIELD LIGHTING

*Lights to be turned off by 11pm  
Please note: this is a conceptual design.  
Final locations may vary.*

### CONTACT INFORMATION

Eric Conway, Project Coordinator  
519-661-2489 ext. 4288  
elconway@london.ca

CONCEPTUAL DESIGN BY:

**MJMA &** **a+LINK**  
architecture inc.  
preserve • create • sustain

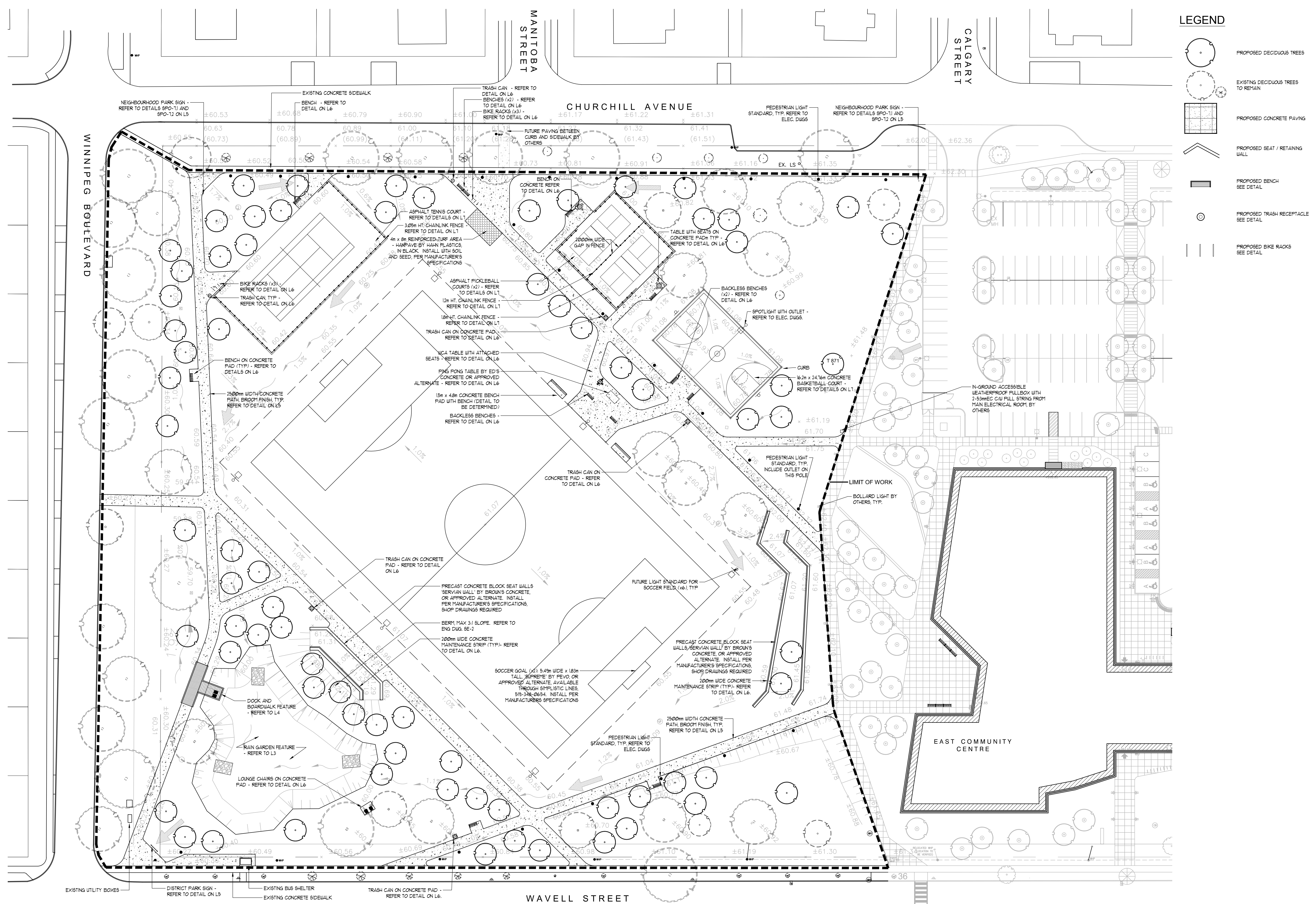
DETAILED DESIGN BY:

RON KOUDYS  
LANDSCAPE  
ARCHITECTS



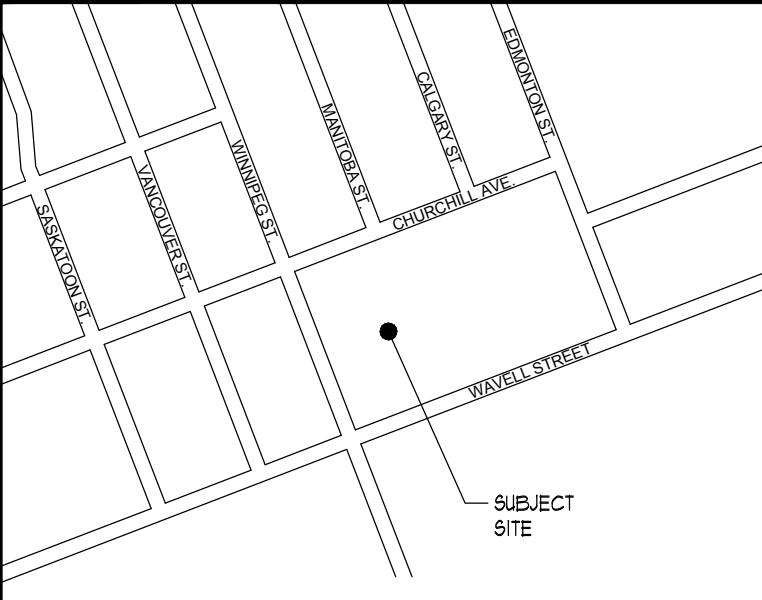
London  
CANADA





**LEGEND**

- PROPOSED DECIDUOUS TREES
- EXISTING DECIDUOUS TREES TO REMAIN
- PROPOSED CONCRETE PAVING
- PROPOSED SEAT / RETAINING WALL
- PROPOSED BENCH SEE DETAIL
- PROPOSED TRASH RECEPTACLE SEE DETAIL
- PROPOSED BIKE RACKS SEE DETAIL




ALL DRAWINGS REMAIN THE PROPERTY OF THE LANDSCAPE ARCHITECT AND SHALL NOT BE REPRODUCED OR REUSED WITHOUT THE LANDSCAPE ARCHITECTS WRITTEN PERMISSION.

THIS DRAWING SHALL NOT BE USED FOR CONSTRUCTION OR TENDER PURPOSES UNLESS SIGNED AND DATED BY RONALD H. KOUDYS, O.A.L.A. C.S.L.A., LANDSCAPE ARCHITECT, LONDON, ONTARIO (519) 667-3322.

Ronald H. Koudys, O.A.L.A. C.S.L.A. SEPT. 24, 2019  
DATE

| DATE           | DESCRIPTION             | No. |
|----------------|-------------------------|-----|
| SEPT. 24, 2019 | ISSUED FOR CONSTRUCTION | 10. |
| JUNE 5, 2019   | ISSUED FOR TENDER       | 9.  |
| MAY 23, 2019   | ISSUED FOR REVIEW       | 8.  |
| MAY 2, 2019    | 30% DD SUBMISSION       | 7.  |
| MAR. 14, 2019  | ISSUED FOR REVIEW       | 6.  |
| MAR. 5, 2019   | ISSUED FOR REVIEW       | 5.  |
| FEB. 21, 2019  | 60% SUBMISSION - FINAL  | 4.  |
| FEB. 11, 2019  | 60% SUBMISSION          | 3.  |
| JAN. 18, 2019  | ISSUED FOR REVIEW       | 2.  |
| DEC. 19, 2018  | ISSUED FOR REVIEW       | 1.  |

PLOTTING INFORMATION:  
 PLOTTED DATE - JUNE 5, 2019  
 PLOTTED SCALE - 1/1



PROJECT TITLE:  
**EAST LIONS PARK**  
 1731 CHURCHILL AVENUE  
 LONDON, ONTARIO

DRAWING TITLE:  
**SITE PLAN**

|                          |                    |                           |
|--------------------------|--------------------|---------------------------|
| DATE:<br>NOVEMBER 2018   | SCALE:<br>AS NOTED | DRAWING No.<br><b>L-1</b> |
| DRAWN:<br>RKL/A Inc.     | CHECKED BY:<br>RHK |                           |
| PROJECT No.<br>18-249 LT |                    |                           |

**SITE PLAN**  
SCALE = 1:400





## London's Emergency Management Program




Special Needs




## Presentation Overview

- The City of London Emergency Response Plan
- The top Hazards for the City of London
- Personal Preparedness
- Alert London (Emergency Notification System)
- Getting Prepared



## City of London Emergency Response Plan

- Authority (approved by By-law A.-7495-21)
- All hazard approach
- Levels of emergency (1 to 3)
- Process for declaring/terminating an emergency
- Notification and activation of the Plan
- Roles and Responsibilities of the Policy Group/EOC staff and the Incident Commander
- Responsibilities of EOC Advisors
- Response structure (the Incident Management System)



## Are You Prepared?

Have you ever thought about how to prepare for an emergency?

How would you:

- Look after your family for 72 hours
- Cope without power or water
- Contact your family and receive information





## Getting Prepared

Learn the three steps to getting prepared:

- Know the risks
- Make a plan
- Make an emergency kit



## Common Misconceptions

- Most emergencies are short lived
- I won't ever have to deal with an emergency where I live
- There are lots of emergencies I just can't prepare for
- Preparing takes too much time



## The Top Hazards

Can anyone guess what the top hazards are for the City of London?



## The Top Hazards

- Tornado (severe summer storm)
- Hazardous material incident (transportation incident)
- Critical infrastructure failure (e.g. extended power outage, phone system failures)
- Explosion/fire
- Freezing rain/ice storm (severe winter storm)
- Hazardous material incident (fixed site)
- Transportation emergency (rail)
- Transportation emergency (road)
- Flood (urban)





## Your Family's Emergency Preparedness

- Have a family meeting
- Consider everyone's needs including yourself
- Utilize the City of London Emergency Preparedness Guide as a tool
- Create a 72 hour emergency kit
- Rehearse your plan
- Ensure that you have copies of important documents and your plan
- Choose an out-of-town contact person
- Become familiar with the City of London's emergency management program



## A Home Escape Plan

- Create an home escape plan
- Identify a primary and alternate meeting places away from your home
- Record your emergency contact information
- Select an out-of-area contact person to relay messages
- Take an inventory of household possessions and place it in a safety deposit box
- Make plans for your pets (e.g. boarding)



## Prepare an Evacuation Plan

- Make arrangements ahead of time with relatives/friends who would be willing to provide you with temporary lodging in the event of an evacuation
- If you are directed to evacuate, take your emergency kit with you if safe to do so
- Carefully follow the instructions given by emergency authorities
- Stick to the evacuation route you have been told to follow and report to the reception centre
- When you arrive, register with the reception centre staff



## Shelter-in-Place

Depending on the emergency, you may be directed by public safety officials to shelter-in-place in your home or workplace

Be Prepared:

- Identify a room that will be your safe room
- Prepare a 72 hour kit. You may want to keep the kit in your safe room
- Include materials that will keep you safe room air tight (duct tape, towels, pre-cut pieces of plastic sheeting)



## Fast Fact

- Although the majority of Canadians believe that having an emergency plan and emergency kit are important, only a small minority have actually created them



## 72 Hour Emergency Kit

- 4 litres per person per day
- Non-perishable food
- Manual can opener
- First aid kit
- Flashlight, radio and spare batteries
- Personal hygiene supplies (e.g. tooth brush)
- Money (include small bills and change)
- Copies of important documents
- Emergency contact information
- Grab and go bag with medication, prescriptions, medical documents
- **At Work, Facility emergency kits**



## Vehicle Emergency Kit

- Water
- Emergency food supply (e.g. energy bars)
- Seat belt cutter and window breaking tool
- First aid kit
- Flashlight
- Seasonal clothing (mitts, scarf, boots, socks)
- Seasonal supplies (e.g. scrapper, snowbrush, shovel, anti-freeze)
- Small bills and change
- Fire extinguisher



## Pet Emergency Kit

- Food, water bowls, paper towels, can opener
- Blanket, small toy and treats, Leash
- Pet carrier for transportation
- Current photo of your pet (in the event that your pet gets lost)
- Up-to-date ID tags with your contact number
- Copy of pet license
- Medication
- Copies of vaccination and vital records
- Location of pet friendly hotels
- **Service Animals**







## Plan for High-rise Residents

- Evacuation Plan
- Know your exits
- Extra water and food in case of a power outage (e.g. no access to the elevators)
- Furniture on balconies and high winds
- Does your high-rise have a contingency plan for a back-up generator in the event of a prolonged loss of power

*Talk to your superintendent, building manager*



## Alert London



Register online at:  
[London.ca/AlertLondon](http://London.ca/AlertLondon)



## Alert London

- The City's new Emergency Notification System
- Residents can register online or by mail
- Register various contact paths (e.g. home phone, work phone, cell phone, text, and/or email addresses)
- Alert London will notify residents of a large scale emergency and provide public safety messages (e.g. community wide evacuation, shelter-in-place)



## Special Needs

- Mobility Considerations
- Vision, Hearing Loss
- Medications, special needs equipment
- Non-visible Disabilities
- Seniors
- Travel
- Do's and Don'ts

*Be Aware and Be Prepared*



## London Community Emergency Management Program Committee

Members include:

- City of London: CSEM, EES (Water, Roads), ESS, NCFS, Community Services, Corporate Communications
- London Fire Department
- London Police Service
- Middlesex-London Emergency Medical Services
- Middlesex London Health Unit
- London Health Sciences Centre and St Joseph's
- London Hydro
- London Transit
- Middlesex County



## Get Prepared

- City of London: [London.ca/Emergency](http://London.ca/Emergency)
- Middlesex County: [Middlesex.ca](http://Middlesex.ca)
- Office of the Fire Marshall and Emergency Management: [Ontario.ca/emo](http://Ontario.ca/emo)
- Environment Canada Weather: [weather.gc.ca](http://weather.gc.ca)
- Public Safety Canada: [publicsafety.gc.ca](http://publicsafety.gc.ca)