

1ST REPORT OF THE

TREES AND FORESTS ADVISORY COMMITTEE

Meeting held on September 26, 2012, commencing at 12:15 p.m..

PRESENT: B. Shiell (Chair), A. Cantel, S. Curtis-Norcross, I. Kalsi, C. Linton, C. McCallum, C. Neilans, B. Porchuk, B. Sandler and J. Winkler and B. Mercier, Committee Secretary.

ALSO PRESENT: A. Beaton, I. Listar, S. Rowland and B. Williamson.

REGRETS: D. Clark.

I YOUR COMMITTEE RECOMMENDS:

TFAC
Appointments

1. (3) That the following actions be taken with respect to the Trees and Forests Advisory Committee (TFAC) Terms of Reference:
 - (a) the TFAC Terms of Reference **BE AMENDED** to add a representative from the London Development Institute/London Home Builders Association (jointly) as a voting member of the TFAC; and,
 - (b) subject to the approval of (a), above, C. Linton, who is currently a Member-at-Large with the TFAC, **BE APPOINTED** as the representative of the London Development Institute/London Home Builders Association, resulting in a vacancy for the Member-at-Large position;

it being noted that the TFAC reviewed and received a Municipal Council resolution adopted at its meeting held on June 12, 2012 with respect to the TFAC appointments for the term ending February 28, 2015.

II YOUR COMMITTEE REPORTS:

Election of
Chair and
Vice Chair

2. That the Trees and Forests Advisory Committee (TFAC) elected B. Shiell as its Chair and J. Winkler as its Vice Chair.

Committee
Orientation

3. That the Trees and Forests Advisory Committee (TFAC) received material relating to the TFAC orientation, from its Committee Secretary.

Urban
Forestry
Operations

4. That the Trees and Forests Advisory Committee (TFAC) heard a verbal presentation from I. Listar, Manager, Urban Forestry, with respect to the City's urban forestry operations.

Urban Forest
Strategy

5. (6) That the Trees and Forests Advisory Committee (TFAC) heard a verbal presentation and received copies of the City of London Urban Forestry Strategy, Project Summary and Survey, from S. Rowland, Urban Forestry Planner. The TFAC asked A. Cantel, S. Curtis-Norcross, C. Linton, C. McCallum, B. Sandler and J. Winkler to meet as a Working Group to review the Urban Forest Strategy and report back at its October meeting with respect to this matter.

ReForest
London 2011
Annual
Report

6. (7) That the Trees and Forests Advisory Committee (TFAC) reviewed and received a communication dated July 19, 2012, from D. Sheppard, Executive Director, ReForest London, with respect to the ReForest London 2011 Annual Report; it being noted that the report will be provided at the TFAC's October meeting.

TFAC -
Glossary of
Terms

7. (8) That the Trees and Forests Advisory Committee (TFAC) reviewed and received its Glossary of Terms dated March 2, 2011; it being noted that the Glossary of Terms will be revised periodically as new definitions arise; it being further noted that the TFAC asked its Members to provide definitions for evasive species and heritage trees, to be included on the list.

Deferred
Matters List

8. (9) That the Trees and Forests Advisory Committee (TFAC) reviewed and received its Deferred Matters List as at May 23, 2012; it being noted that the TFAC asked that Urban Forest Effect (UFORE) Report be added, as a pending item to its Deferred Matters List.

9. That the Trees and Forests Advisory Committee (TFAC) noted and filed the following:

4th Report of the TFAC

(a) (1) the 4th Report of the Trees and Forests Advisory Committee from its meeting held on May 23, 2012;

Appointment of J. Winkler

(b) (2) a Municipal Council resolution adopted at its meeting held on July 24 and 25, 2012 with respect to the appointment of Jack Winkler to the Trees and Forests Advisory Committee;

EAB Strategy and the Advisory Committee Review

(c) (4) a Municipal Council resolution adopted at its meeting held on May 22, and 23, 2012 with respect to the Emerald Ash Borer (EAB) Strategy and the advisory committee review; and,

Forestry Services Strategic Review and Heritage Trees

(d) (5) a Municipal Council resolution adopted at its meeting held on April 10 and 11, 2012 with respect to the Forestry Services Strategic Review and the development of a Heritage Tree Program.

Next Meeting

10. That the Trees and Forests Advisory Committee (TFAC) will hold its next meeting on October 24, 2012.

The meeting adjourned at 1:40 p.m.

--	--

City of London Urban Forestry Strategy – Project Summary for TFAC

Introduction

The City of London Urban Forest Strategy was initiated in April of 2012 as a progression from the UFORE Study, and was awarded to B.A. Blackwell and Associates Ltd. through a competitive bid. In order to develop an Urban Forest Strategy, we have reviewed the Official Plan, relevant by-laws, guideline documents, relevant studies and reports to develop a comprehensive picture of the policies and processes that are driving urban forest management in London. We consulted with City staff, the general public, and external stakeholders, and reviewed best practices in other jurisdictions to compile the background information that will be used to develop the Urban Forest Strategy.

The Urban Forest Strategy for London will provide the vision and strategic direction for long-term planning, planting, protection and maintenance of trees, woodlands, green space and related resources in the City of London. The approach outlined in the strategy will provide for the protection and enhancement of London's treescape, recognising that it is integral to building an attractive, well designed and functional urban environment.

This report is a summary of the background document that has been presented to the Project Steering Committee. The draft Urban Forest Strategy is being prepared from this background report and will be available for the next (October 2012) meeting of TFAC.

1 Definition of the Urban Forest

The urban forest is a collective term that refers to all trees within an urban area, regardless of land use type, whether public or private. Trees in private yards, street boulevards, parks, woodlands, plantations, wetlands, riparian areas, ravines and fields in various stages of succession are included in this term.

2 Guiding Principles

Protect	1) Protect and maintain London's urban forest on public and private land where it is providing the benefits of the 'right tree in the right place' and is supporting the integrity of, and connectivity between, natural features.
Enhance	2) Expand and manage the urban forest strategically to maximise the social, environmental and economic returns realised for every dollar invested.
Measure	3) Foster continual improvement through adaptive management based on research and

Agenda Item # **Page #**

--	--

measurement of the urban forest.

Engage 4) Partner with the community to achieve urban forest targets.

3 Methodology

The development of the Urban Forest Strategic Plan for the City of London has consisted of the following steps:

3.1 Phase I – Background Review (complete)

Teleconference meeting with City staff to discuss project parameters and to obtain relevant documentation;

Compile a “*Summary of Findings*” from the background review of materials; and

Develop a City urban forest performance assessment.

3.2 Phase II – Stakeholder Consultation (complete)

Conduct interviews of City departmental stakeholders; and design and implement a community and external stakeholder consultation and communication strategy including:

An online public survey to identify issues and concerns of the public and increase the opportunity for community engagement;

Interview key external stakeholders identified by City staff and through review of background materials and research; and

Circulate a questionnaire to a broad group of stakeholders where target organizations have some interest and/or contact with the Urban Forest.

3.3 Phase III – Background Reporting (complete)

Develop the Background Report which provides research findings and stakeholder consultation input to support the development of the Urban Forest Strategic Plan

Present a draft of potential recommendations for consideration by the project Steering Committee;

3.4 Phase IV – Development of the City of London Urban Forest Strategy and Implementation Plan (underway)

Present findings and draft Urban Forest Strategy to the community and receive community feedback;

Present the draft Urban Forest Strategy and Implementation Plan to City Council in December, 2012; and

Agenda Item #	Page #

Final report incorporating input from Council and staff on the Urban Forest Strategy and Implementation Plan.

4 Results to Date

4.1 Consultations

4.1.1 City Staff

B.A. Blackwell & Associates Ltd. interviewed 30 City staff in person between April 24th and 27th, 2012. Two additional staff were interviewed by phone in May. Staff reflected a cross section of departments and included Land Use Planning; City Managers; Planning, Environmental, and Engineering Services; Community Services; and Finance. Selected staff represented a range of personnel from senior management through to technical support staff. The following summarizes the major themes that arose during the interviews:

- Staff are supportive of the urban forest and recognize the need for appropriate policies, regulations and incentives to support protection and enhancement of the urban forest resource.
- There is general recognition that in spite of best intentions, trees are often the last thing to be considered in planning and through the construction process which results in limited or poor quality plantable space that compromises a healthy urban forest.
- On private land, education and partnerships are preferred by most staff rather than tree ordinances or regulations.
- Policy does exist to protect trees; however, processes often do not work effectively to protect trees.
- There is recognition and support for changes to development policy to require tree retention and to require more planting on development sites.
- Community engagement is healthy in London and there are good opportunities to build partnerships with the public to enhance the urban forest. Community support and engagement is essential to the success of the strategy.
- The integration of trees and good plantable space (above and below ground) into City infrastructure projects adds cost but trees are beginning to be viewed as an asset with an amenity value similar to other infrastructure.
- Woodlands do have a limited budget attached for their management but it is not sufficient for proactive restoration; unimproved woodlands are more prone to vandalism or becoming degraded remnants.

4.1.2 External Stakeholders (Summary of Interviews and Questionnaire)

External stakeholder consultation consisted of two main components 1) initial contact with external stakeholder groups and 2) follow-up with a written questionnaire and or phone interview with key stakeholders. Some key themes that emerged include:

--	--

- The City needs to demonstrate a commitment to the “Forest City” brand through greater financing and support. The focus should be on maintaining the existing resource.
- There is a concern with the gradual erosion of woodland edges from housing. There is also a concern that local woodlands outside ESA’s are often in relatively poor condition.
- Current City bylaws are generally not a strong deterrent to removing City trees, and there is no protection for large significant trees on private property.
- Volunteer tree planting is a valuable program and a number of suggestions were made on improvements such as better (longer term) planning of planting opportunities, and improved planting quality combined with follow-up monitoring of planting performance.
- Canopy targets are an important part of an urban forest strategy and the City should commit to meeting a canopy target. The target should be realistic and achievable.
- The success of urban forest management in the City should be based on the quality, survival, and contribution of the right trees in the right place, rather than just numbers of trees planted.

4.1.3 Public

Public consultation was conducted using an online survey (available to the general public and distributed to identified stakeholders). In May 2012, the online survey (Survey Monkey) was developed in consultation with the City of London. Links to the survey were posted on the City’s *Focus on Our Forest* web page. This page also included an email link allowing individuals to join the conversation and send messages to focusonourforest@london.ca.

A total of **1,758** persons completed the on-line survey. The online survey was open from May 3, 2012 – September 7, 2012.

- Total started survey: 1,955
- Total finished survey: 1,758 (90% completion)

The results of the survey are summarized in the accompanying document (*Complete Public Survey*).

A large number of respondents (592) provided additional comments with concerns, ideas and suggestions for London’s urban forest. A summary of some of the key themes that emerged include:

- Protect and incorporate trees in areas under (re)development
- Regarding a private tree bylaw....must be reasonable or don’t have one at all
- Incentives – tax breaks a possible tool to support trees on private land
- If London deserves the nickname The Forest City it has to do better than this. One person commented the undeserved nickname does nothing for tourism or business growth - you expect it to be something special, but first impressions disappoint.
- Poor pruning standards, particularly Hydro-hacking of trees for utilities

Agenda Item #	Page #

- Lack of aftercare and maintenance especially watering. Cannot understand why the City asks Joe Public to water trees haphazardly in a drought, basically leaving new trees to languish on a whim and a prayer
- Give away or discount more trees more equitably and more often! (people want instant appeal of a large new tree, not a seedling)
- Shade trees for soccer fields and greenway cycle paths, etc

4.2 Review of Urban Forest Strategies and Best Practices from Other Communities

The project team undertook a review of urban forest strategies from other Municipalities in Canada to identify current practices and approaches to the management of the urban forest. Additionally we compared methods applied to the guiding principles developed for the City of London (*Protect, Enhance, Measure and Engage*). Urban Forest Strategies from the Town of Oakville, City of Calgary, City of Burlington, City of Guelph were reviewed and compared for common elements. Other plans from across Canada and around the world were reviewed for best practices and these have been summarized and compared in the background document.

Members of TFAC may request a full .pdf copy of the 129-page Background Report through the Project Manager, Sara Rowland, Urban Forestry Planner.

srowland@london.ca

519 661 2500 x 4490

Agenda Item # Page #

--	--

City of London Urban Forest Strategy



1. If you would like to receive email notifications about upcoming urban forest consultation workshops and other urban forestry events in the future, please enter your email address.

Response
Count

627

answered question 627

skipped question 1,328

2. Do you think that London has enough trees to be called "The Forest City"?

Response
Percent Response
Count

Yes  25.9% 495

No  74.5% 1,424

answered question 1,911

skipped question 44

3. Do you think that London should continue to be called "The Forest City"?

Response
Percent Response
Count

Yes  84.1% 1,604

No  16.0% 306



answered question 1,908

skipped question 47

Agenda Item # Page #

--	--














4. Please select whether you think the urban forest includes:

	Response Percent	Response Count
All trees in London on both public and private land 	87.9%	1,672
Only trees on public land in London 	12.1%	230
Other (please specify)		48
answered question		1,902
skipped question		53

Agenda Item # Page #




















--	--

5. Which London neighbourhood do you live in?

	Response Percent	Response Count
Airport	0.2%	4
Argyle 	2.7%	52
Bostwick	0.0%	0
Byron 	5.3%	104
Carling 	1.8%	35
Central London 	8.2%	161
Crumlin	0.2%	3
Downtown 	2.6%	50
East London 	3.9%	76
Fanshawe	0.4%	8
Fox Hollow	0.5%	9
Glanworth	0.2%	4
Glen Cairn 	1.3%	25
Hamilton Road 	2.0%	39
Highbury	0.3%	5
Highland 	2.3%	45
Huron Heights 	3.1%	60
Hyde Park 	1.9%	38
Jackson	0.5%	10
Lambeth	0.9%	18
Longwoods	0.1%	2
Masonville 	2.6%	51
Medway 	6.9%	135







Agenda Item # Page #

--	--




North London		7.0%	136
Oakridge		6.4%	126
Old Victoria		0.2%	3
River Bend		0.4%	8
Sharon Creek		0.1%	2
Southcrest		3.4%	67
South London		10.9%	214
Stoneybrook		2.1%	42
Stoney Creek		1.4%	28
Sunningdale		0.7%	13
Talbot		0.6%	12
Tempo		0.2%	4
Uplands		0.9%	17
West London		5.8%	113
Westminster		2.0%	40
Westmount		5.1%	100
White Oaks		2.0%	39
Woodhull		0.2%	3
I do not live in London		2.8%	54
		answered question	1,955
		skipped question	0

--	--

6. What type of dwelling do you live in?

	Response Percent	Response Count
Single family home 	70.7%	1,302
Duplex 	4.1%	75
Townhouse 	5.4%	100
Condominium 	4.8%	89
Apartment 	14.1%	260
Prefer not to answer 	1.4%	26
Other (please specify)		37
answered question		1,842
skipped question		113

7. Do you own or rent your property?













	Response Percent	Response Count
Own 	74.4%	1,377
Rent 	22.3%	413
Prefer not to answer 	3.2%	60
Other (please specify)		15
answered question		1,850
skipped question		105

--	--

8. In what year were you born?

	Response Count
	1,755
answered question	1,755
skipped question	200

9. What language do you usually speak at home?

	Response Percent	Response Count
English 	97.3%	1,793
Arabic 	0.7%	13
Spanish 	1.4%	26
Polish 	0.6%	11
Portuguese 	0.4%	8
French 	2.7%	50
Chinese 	0.5%	10
German 	0.9%	16
Italian 	0.6%	11
Dutch 	0.2%	4
Vietnamese 	0.2%	3
Prefer not to answer 	0.5%	9
Other (please specify)		30
answered question		1,843
skipped question		112

--	--

10. Does your residential neighbourhood in [Q5] have:

	Response Percent	Response Count
Fewer trees than you prefer	60.8%	1,127
The right amount of trees	38.3%	710
Too many trees	0.9%	17
answered question		1,854
skipped question		101

11. Would you plant a tree on your property?

	Response Percent	Response Count
Yes	62.3%	1,149
Maybe	9.1%	167
No, I don't have a suitable space	25.6%	471
No, I would not want to for other reasons	3.0%	56
answered question		1,843
skipped question		112

12. Can you provide an example of a local neighbourhood, street or place in London that you think has the right balance of trees integrated into the landscape?

	Response Count
	1,244
answered question	1,244
skipped question	711

--	--

13. How much do you like the residential street scene below?



	Not at all	It's okay		Very much	Rating Average	Response Count
Rating	86.4% (1,591)	8.7% (161)	4.2% (77)	0.3% (5)	0.4% (8)	1,842
	answered question					1,842
	skipped question					113

14. How much do you like the residential street scene below?



	Not at all	It's okay		Very much	Rating Average	Response Count
Rating	0.5% (9)	1.0% (18)	3.5% (65)	12.0% (219)	83.0% (1,521)	1,832
	answered question					1,832
	skipped question					123

Agenda Item # Page #

--	--

15. How much do you like the residential street scene below?



	Not at all		It's okay		Very much	Rating Average	Response Count
Rating	32.2% (593)	43.0% (791)	22.2% (409)	2.0% (37)	0.5% (9)	1.95	1,839
							answered question 1,839
							skipped question 116

Agenda Item # Page #

--	--

16. How much do you like the residential street scene below?



	Not at all	It's okay		Very much	Rating Average	Response Count
Rating	3.1% (57)	15.8% (291)	44.7% (825)	27.0% (498)	9.4% (174)	3.24 1,845
					answered question	1,845
					skipped question	110

Agenda Item # Page #

--	--

17. How important do you think each of these reasons are for having trees in your community?

	Not important	Somewhat important	Very important	Don't know	Response Count
Increased property values	8.2% (148)	39.0% (700)	49.4% (887)	3.3% (60)	1,795
Shade	1.1% (20)	9.9% (178)	88.6% (1,596)	0.4% (7)	1,801
Create a unique community character	1.9% (34)	15.8% (285)	81.1% (1,460)	1.2% (22)	1,801
Aesthetics/beauty	0.9% (17)	9.6% (173)	88.3% (1,587)	1.2% (21)	1,798
Enhancing community appeal to attract new businesses	14.1% (253)	41.4% (742)	40.1% (719)	4.5% (80)	1,794
Enhancing community appeal to attract new residents	4.2% (75)	26.5% (477)	67.7% (1,218)	1.6% (29)	1,799
Enhance recreation areas	1.4% (25)	16.2% (292)	80.3% (1,447)	2.1% (37)	1,801
Buffer sound	5.0% (90)	20.5% (370)	72.1% (1,300)	2.4% (43)	1,803
Education	11.8% (212)	40.1% (720)	42.7% (766)	5.4% (97)	1,795
Places for community to meet socially	10.0% (180)	36.2% (650)	50.8% (912)	2.9% (52)	1,794
Provide food for inhabitants	19.0% (341)	31.7% (568)	43.7% (783)	5.5% (99)	1,791
Air quality improvement	1.3% (24)	7.4% (134)	88.9% (1,603)	2.3% (42)	1,803
Reduce wind speed	5.2% (93)	25.5% (457)	65.1% (1,169)	4.2% (76)	1,795
Prevent soil erosion	2.2% (40)	15.8% (283)	78.4% (1,408)	3.6% (64)	1,795
Provide wildlife habitat	2.9% (53)	13.4% (242)	81.4% (1,466)	2.2% (40)	1,801
Absorb stormwater runoff	2.3% (42)	16.9% (303)	77.1% (1,382)	3.6% (65)	1,792
				answered question	1,806
				skipped question	149

--	--

18. Rate the importance to you of the following Municipal services:

	Not important	Somewhat important	Very important	Don't know	Response Count
Road maintenance (such as upkeep and drive-ability)	1.1% (19)	24.1% (433)	74.6% (1,343)	0.3% (5)	1,800
Police and fire services	1.2% (21)	13.9% (250)	84.4% (1,517)	0.5% (9)	1,797
Supporting continued commercial and residential development	16.1% (289)	50.1% (897)	32.0% (573)	1.8% (32)	1,791
Sewage services	0.6% (10)	15.8% (284)	82.8% (1,488)	0.9% (16)	1,798
City trees and their establishment, maintenance, replacement	1.2% (21)	15.1% (272)	83.0% (1,495)	0.7% (13)	1,801
Water services	0.4% (8)	9.5% (171)	89.2% (1,606)	0.8% (15)	1,800
Garbage services	0.9% (17)	20.8% (374)	77.6% (1,395)	0.7% (12)	1,798
Parks for recreation	1.1% (20)	19.9% (357)	78.6% (1,413)	0.4% (8)	1,798
Parks for the protection of natural areas	1.7% (30)	12.3% (222)	85.1% (1,530)	0.9% (16)	1,798
				answered question	1,807
				skipped question	148

19. How much do you like the commercial/industrial scene below?

	Not at all	It's okay	Very much	Rating Average	Response Count		
Rating	69.4% (1,240)	19.3% (345)	10.7% (191)	0.5% (9)	0.1% (2)	1.43	1,787
					answered question	1,787	
					skipped question	168	

Agenda Item # Page #

--	--

19. How much do you like the commercial/industrial scene below?



	Not at all		It's okay		Very much	Rating Average	Response Count
Rating	69.4% (1,240)		19.3% (345)		10.7% (191)		
				0.5% (9)	0.1% (2)	1.43	1,787
							answered question
							1,787
							skipped question
							168

Agenda Item # Page #

--	--

20. How much do you like the commercial/industrial scene below?



	Not at all		It's okay		Very much	Rating Average	Response Count
Rating	7.8% (139)	26.2% (469)	47.5% (850)	14.6% (262)	4.0% (71)	2.81	1,791
	answered question						1,791
	skipped question						164

21. How much do you like the commercial/industrial scene below?



	Not at all		It's okay		Very much	Rating Average	Response Count
Rating	0.9% (16)	2.7% (48)	12.2% (218)	27.6% (496)	56.6% (1,016)	4.36	1,794
	answered question						1,794
	skipped question						161

Agenda Item # Page #

--	--

22. How much do you like the commercial/industrial scene below?



	Not at all		It's okay		Very much	Rating Average	Response Count
Rating	56.5% (1,016)	26.3% (473)	15.6% (281)	1.2% (22)	0.3% (6)	1.63	1,798
answered question							1,798
skipped question							157

Agenda Item # Page #

--	--

23. Rate the condition of the following items in London:

	Not enough	Just right	Too many	Response Count
The number of trees in parking lots	85.4% (1,489)	13.7% (239)	0.9% (15)	1,743
The number of trees on shopping streets	86.3% (1,504)	13.1% (229)	0.5% (9)	1,742
The number of trees on older residential streets	23.4% (411)	74.8% (1,313)	1.8% (32)	1,756
The number of trees in recently developed residential streets	92.1% (1,613)	7.6% (133)	0.3% (6)	1,752
The number of trees in commercial and industrial areas	91.9% (1,605)	7.7% (134)	0.5% (8)	1,747
The number of trees being preserved on newly developed land	91.5% (1,594)	7.6% (133)	0.9% (16)	1,743
The number of trees being preserved in areas being redeveloped	88.7% (1,533)	10.2% (176)	1.2% (20)	1,729
			answered question	1,766
			skipped question	189

Agenda Item # Page #

--	--

24. Of the following tree related issues, which three are the most important concerns to you in your city? (Choose 3)

	Response Percent	Response Count
Hazard trees	20.5%	359
Tree preservation or protection	75.1%	1,316
Heritage or historic trees	41.2%	722
Topped or poorly pruned trees	24.4%	427
Vandalism	11.4%	200
Root conflicts or problems	16.6%	290
Insects and disease problems	42.0%	736
Lack of tree cover	64.8%	1,135
Other (please specify)		179
answered question		1,752
skipped question		203

--	--

25. How important to you are these characteristics of the urban forest?

	Not important	Somewhat important	Very important	Don't know	Response Count
Pleasant / attractive streets	1.1% (19)	15.5% (274)	83.2% (1,470)	0.2% (3)	1,766
Amount of shade along streets / sidewalks	2.0% (35)	17.8% (314)	80.2% (1,414)	0.1% (1)	1,764
Pleasant appearance of the trees (good condition)	1.4% (24)	22.4% (395)	76.0% (1,338)	0.2% (4)	1,761
Diversity of species / characteristics	5.6% (99)	31.6% (556)	62.0% (1,090)	0.8% (14)	1,759
Amount of shade in parks	1.3% (22)	18.3% (321)	80.1% (1,409)	0.3% (6)	1,758
Being able to see into the forest from walking paths or streets for safety	18.2% (319)	39.4% (691)	40.1% (702)	2.3% (40)	1,752
				answered question	1,769
				skipped question	186

--	--






26. Please indicate how much you agree with the following statements:

	Strongly disagree	Disagree	Agree	Strongly agree	Don't know	Response Count
The community needs to do more to enhance/improve our urban forest	1.9% (33)	2.0% (35)	36.3% (632)	58.8% (1,024)	1.0% (18)	1,742
Trees in our community are an annoyance	80.6% (1,407)	16.4% (287)	1.0% (18)	1.7% (29)	0.3% (5)	1,746
Trees in our community are in poor condition (unattractive)	11.7% (202)	62.0% (1,075)	18.9% (328)	2.3% (40)	5.1% (88)	1,733
I worry about my safety (personal or property damage from trees) during wind or ice storms	31.3% (544)	48.1% (837)	15.6% (272)	2.9% (51)	2.1% (36)	1,740
The public should be more involved in decisions affecting the management of our community's urban forest	2.5% (43)	7.6% (133)	53.6% (934)	28.6% (499)	7.6% (133)	1,742
					answered question	1,749
					skipped question	206

Agenda Item # Page #

--	--







27. If you have removed an older tree from your property in the last five years, what was the reason?

	Response Percent	Response Count
The tree was dead or almost dead 	29.2%	448
The tree was unattractive 	2.5%	38
The tree roots were damaging something (e.g., the house foundation, fence, driveway, sidewalk or sewer) 	5.9%	90
The tree was dropping leaves and debris 	2.5%	39
Not applicable 	65.8%	1,009
Other (please specify)		207
answered question		1,533
skipped question		422






Agenda Item # Page #

--	--

28. Would you support a tree protection by-law for trees on private property for the City of London?




	Response Percent	Response Count
Strongly support 	34.8%	612
Support 	30.1%	529
Neither support nor oppose 	13.7%	240
Oppose 	7.3%	128
Strongly oppose 	6.3%	111
Don't know 	7.8%	138
	answered question	1,758
	skipped question	197

29. Which of the following criteria do you think should be used to determine when a tree cutting permit is required? (Select all that apply)

	Response Percent	Response Count
Protect trees of a certain size 	61.4%	833
Protect rare or unusual specimens 	74.0%	1,004
Specify a minimum canopy coverage for each property 	43.1%	585
Protect old or "heritage" trees 	71.8%	975
Protect all trees regardless of species, size, quality or visibility 	28.9%	392
	answered question	1,357
	skipped question	598

--	--

30. Do you support spending increased funds/resources and therefore paying an additional amount in taxes for increased administration and by-law enforcement associated with a tree protection by-law?

		Response Percent	Response Count
Yes		64.3%	883
No		14.4%	198
Don't Know		21.3%	292
answered question			1,373
skipped question			582

31. How much do you like the car park scene below?

	Not at all		It's okay		Very much	Rating Average	Response Count
Rating	78.8% (1,368)	13.3% (230)	7.5% (130)	0.2% (4)	0.2% (3)	1.30	1,735
answered question							1,735
skipped question							220

32. How much do you like the car park scene below?

	Not at all		It's okay		Very much	Rating Average	Response Count
Rating	4.7% (82)	21.6% (374)	45.8% (793)	20.8% (361)	7.1% (123)	3.04	1,733
answered question							1,733
skipped question							222

--	--

31. How much do you like the car park scene below?



	Not at all		It's okay		Very much	Rating Average	Response Count
Rating	78.8% (1,368)	13.3% (230)	7.5% (130)	0.2% (4)	0.2% (3)	1.30	1,735
							answered question 1,735
							skipped question 220


32. How much do you like the car park scene below?



	Not at all		It's okay		Very much	Rating Average	Response Count
Rating	4.7% (82)	21.6% (374)	45.8% (793)	20.8% (361)	7.1% (123)	3.04	1,733
							answered question 1,733
							skipped question 222

--	--

33. How much do you like the car park scene below?



	Not at all	It's okay	Very much	Rating Average	Response Count
Rating	15.3% (264)	32.9% (570)	42.5% (736)	8.1% (141)	1.2% (20)
				2.47	1,731
					answered question
					1,731
					skipped question
					224

34. How much do you like the car park scene below?



	Not at all	It's okay	Very much	Rating Average	Response Count
Rating	2.3% (40)	3.5% (61)	16.7% (290)	37.2% (645)	40.3% (698)
				4.10	1,734
					answered question
					1,734
					skipped question
					221