



Civic Works Committee

September 25, 2018

60% Waste Diversion Action Plan

What's in the garbage?




Single Family Homes

Apartments

Waste Management Working Group: July 13, 2018
 Civic Works Committee: July 17, 2018
 Municipal Council: July 24, 2018
 Community Engagement: July 25 - September 27, 2018




getinvolved.london.ca

60% Action Plan Summary


# of Actions	Cost Range (per Hhld)	Diversion Range (Total Diversion)
21	\$5 M to \$7.45 M (\$28 - \$41)	11% to 21% (56% to 66%)

Program Category	# of Actions	Likely Cost (per Hhld)	Likely Diversion
Blue Box/Cart Recycling	1	\$0	2%
New Recycling Initiatives	7	\$450,000 (\$2.50)	0.6%
Curbside Organics Program	2	\$5,000,000 (\$27.75)	10%



60% Action Plan Summary

Program Category	# of Actions	Likely Cost (per Hhld)	Likely Diversion
Multi-Res Organics Pilot	1	\$500,000 (\$2.75)	0.6%
Other Organic Programs	3	\$300,000 (\$1.75)	0.4%
Waste Reduction, Reuse, Policy Initiatives	7	\$250,000 (\$1.50)	1.4%
Total	21	\$6,500,000 (\$36.00)	15%



Estimated Capital Costs

Program Category	Items	Estimated Cost
New Recycling Programs and Initiatives	• EnviroDepot Improvements	\$500,000 to \$2,700,000
Curbside Organics Management Program	• Green Bin Carts • Kitchen Catchers • Collection Vehicles	\$12,000,000
Other Organic Management Programs	• Community composting	\$100,000
Waste Reduction, Reuse Initiatives and Policies	• Reuse facilities	\$200,000
Total		\$12.5 - \$15 million

Why Waste? **Potential Funding Sources**

Source	Potential Amount
Full EPR for Blue Box	\$1.5 M to \$1.8 M
Full EPR for Other Programs	\$50,000 to \$150,000
W12A Landfill Levy	\$250,000 to \$1 M
Total	\$1.8 - \$3 million (\$2 million likely)

Why Waste? **Benefits - examples**

Environmental ✓


- reduced GHG gas emissions (equivalent of removing 4,200 to 6,800 cars)

Social ✓

- creation of jobs (between 125 and 170, direct & indirect)

Financial ✓


- Short term landfill savings; avoid long term waste export costs (\$5 to \$7 million/year)



Why Waste? **Ipsos Survey June 2018**


Parameters

- 301 respondents; Single family and apartments
- +/- 6.4%, 19 times out of 20



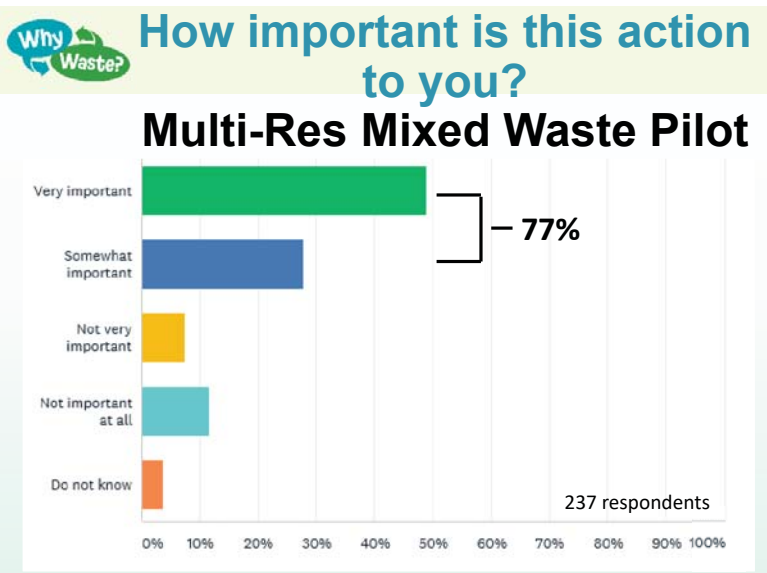
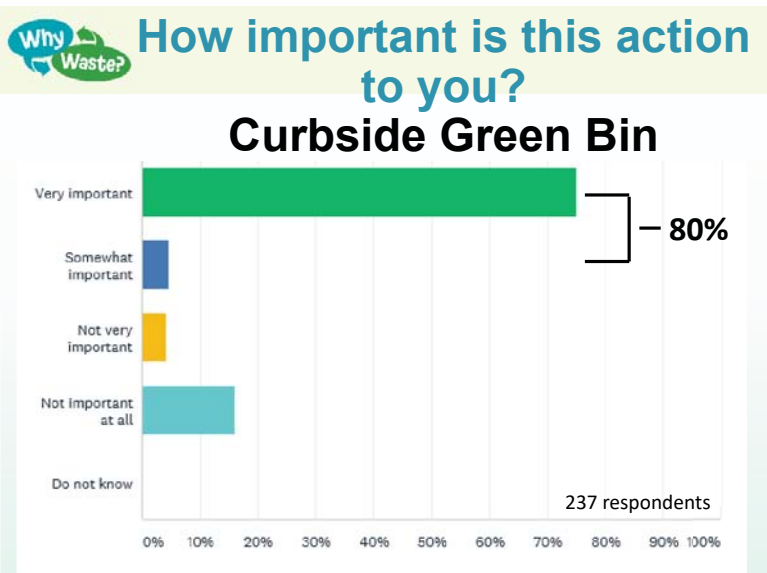
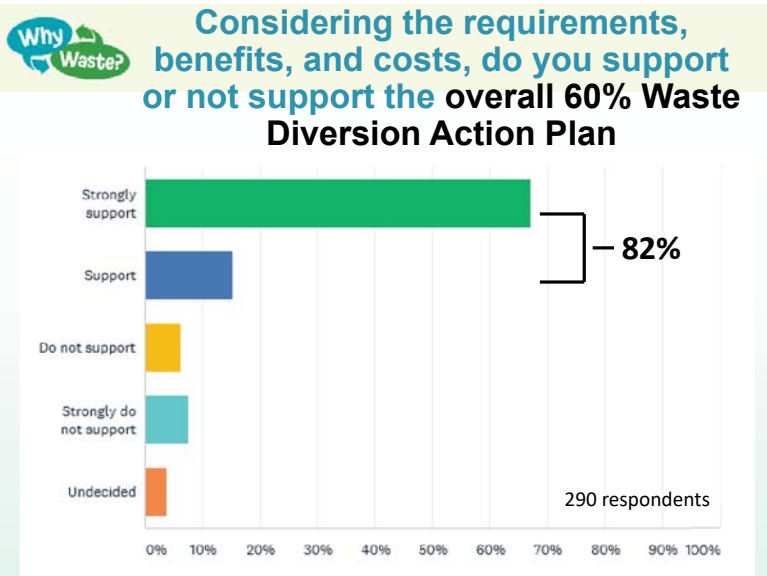
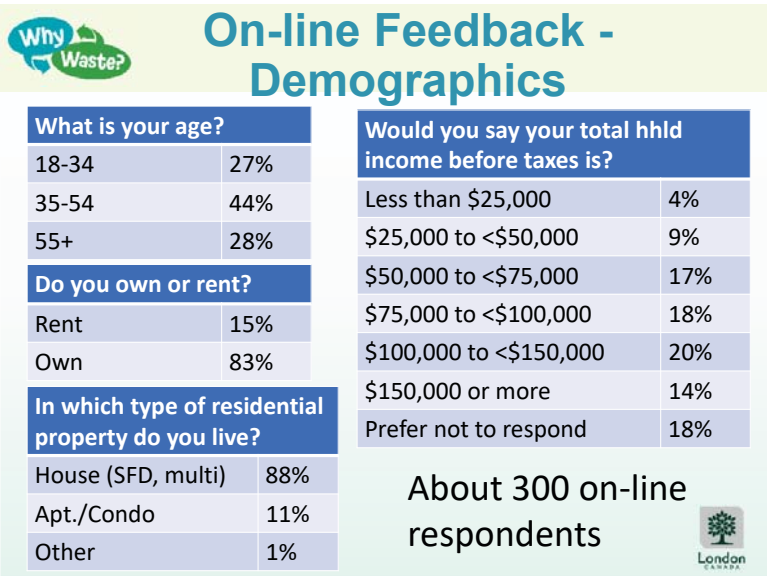
Findings

- waste diversion is somewhat or very important (93%) with 53% stating very important
- support food waste avoidance program (88%)
- support curbside/multi organics program (75%)
- prepared to deliver more to depots (65%)



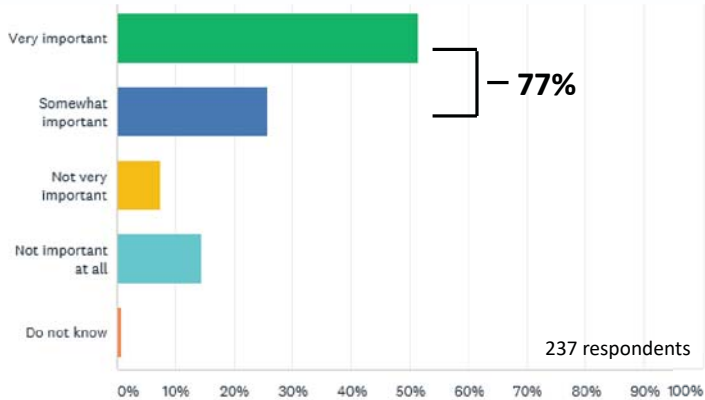
Why Waste? **Recent Engagement**

Next Steps	Comments	Timeline
CWC and Council "Approved for Engagement"	<ul style="list-style-type: none"> CWC Meeting – July 17 Council - July 24 	July 2018
Seek Community Feedback on 60% Action Plan	<ul style="list-style-type: none"> Interactive WhyWaste website Circulate to Stakeholder Groups Attend Gathering on the Green II Presentations to WMCLC and ACE Public Participation Meeting (Sept. 25) 	July to September, 2018



Why Waste? How important is this action to you?

Food Waste Avoidance



Why Waste? Report Recommendations

- Details **BE RECEIVED** for information;
- The 60% Action Plan, to be phased in between 2019 and 2022, **BE APPROVED**;
- BE DIRECTED** to refine cost estimates, develop implementation plans, determine operational requirements; and
- BE DIRECTED** to examine financing options and submit final cost estimates/Implementation Plan in early 2019, followed by the 2020-2023 Multi-year budget process.