



LONDON & MIDDLESEX

HOUSING CORPORATION



2017 YEAR IN REVIEW
Building Up





Our mission

We provide and maintain homes in a safe and supportive environment to meet the needs of the people we serve in our communities.



Our vision

We envision healthy homes and communities in London & Middlesex. Leading by example, LMHC will help make a difference and positively impact lives using housing as the foundation.

OUR IMPACT



283

saved tenancies through
negotiated mediated agreements



622

referrals to partner agencies
and service providers

OUR IMPACT



474

new homes given



2,365

tenant concerns
investigated and resolved

OUR IMPACT



\$74,100

energy rebates received



466

home restorations

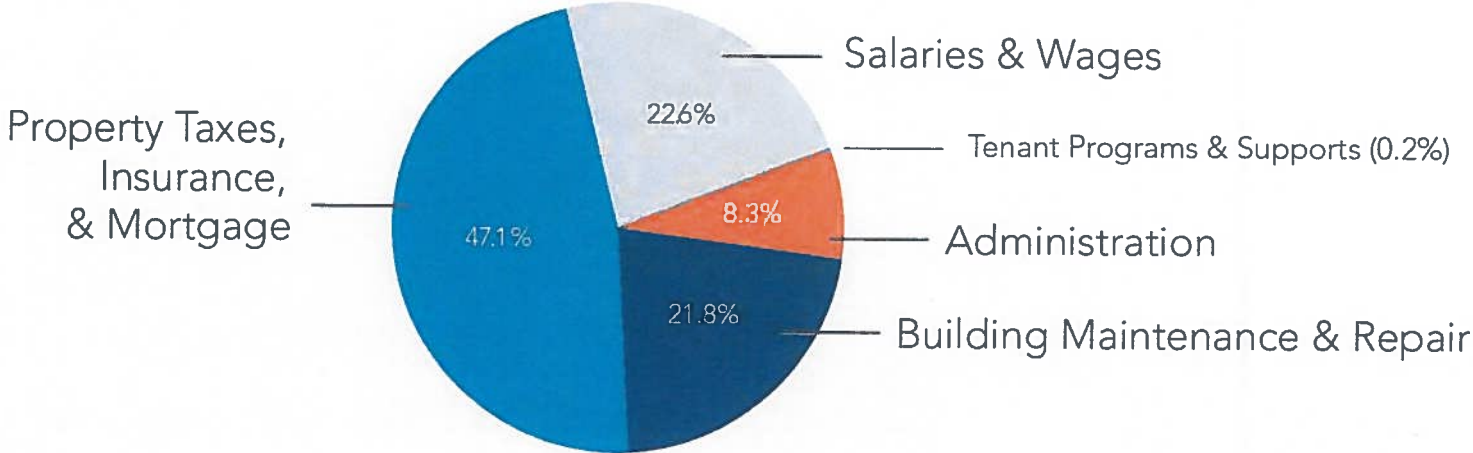


16,400

completed repair
and service orders

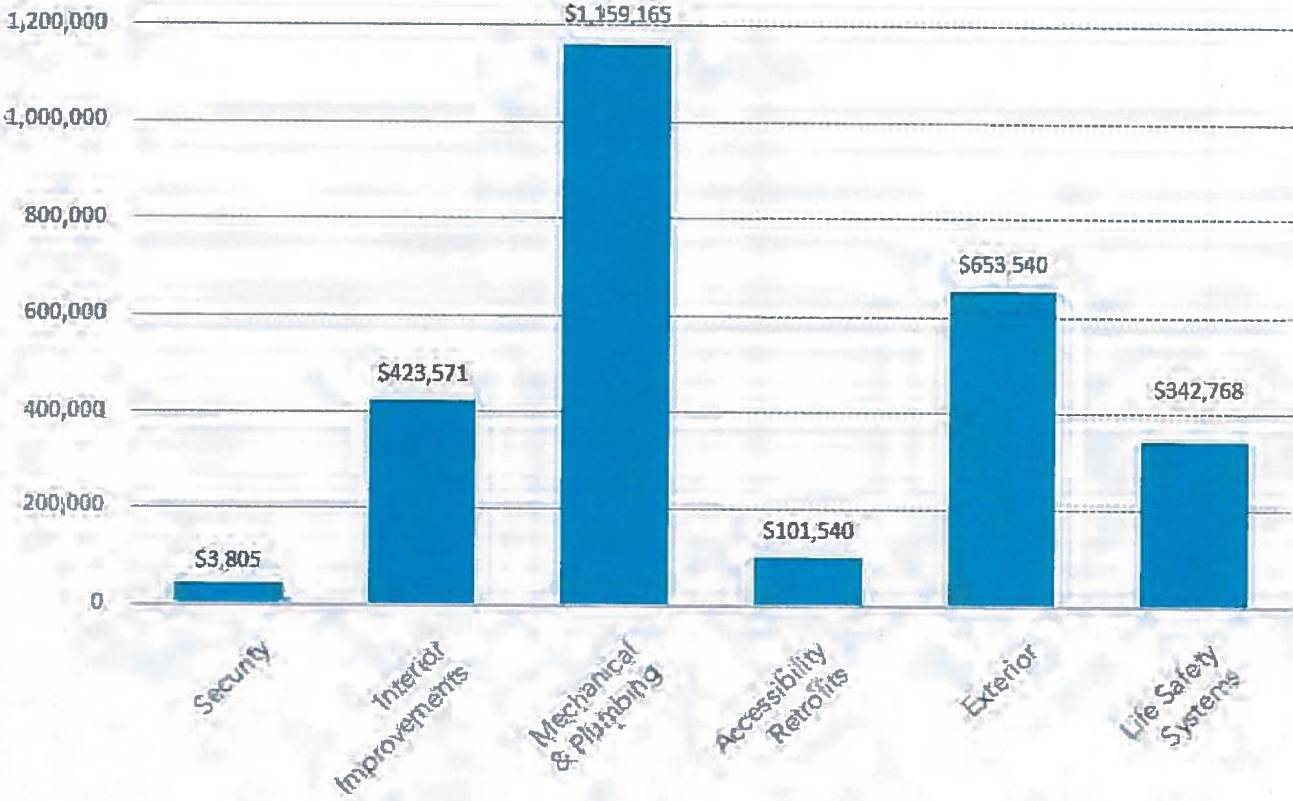
OPERATING REVENUE	2017	2016
Rental Revenue	11,122,354	10,773,462
Municipal Base Funding	9,758,730	8,991,668
One-time Funding	-	115,000
Other	354,605	507,622
<hr/>		
Total Revenue	21,235,689	20,387,752
OPERATING EXPENDITURES		
Salaries, Wages & Benefits	4,790,722	4,465,301
Property Taxes, Insurance, & Mortgage	5,968,535	5,789,595
Building Maintenance & Repair	4,631,855	4,210,484
Utilities	4,031,625	4,325,303
Administration	1,765,400	1,617,865
Tenant Program & Supports	43,046	29,770
<hr/>		
Total Expenditures	21,231,183	20,438,317
<hr/> <hr/>		
Net Surplus (Deficit)	4,506	(50,565)

% OF EXPENDITURES



The Revenues and Expenditures outlined on the opposite page are shown before capital funding and amortization of tangible capital assets. Please visit: www.lmhc.ca/2018-board-meetings.php to view LMHC's 2017 Audited Financial Statements and budget variance explanations.

CAPITAL INVESTMENTS






Working Towards Becoming
London & Middlesex
Community Housing



SUPPORTIVE HOUSING

SHAREHOLDER DECLARATION



THANK YOU

