

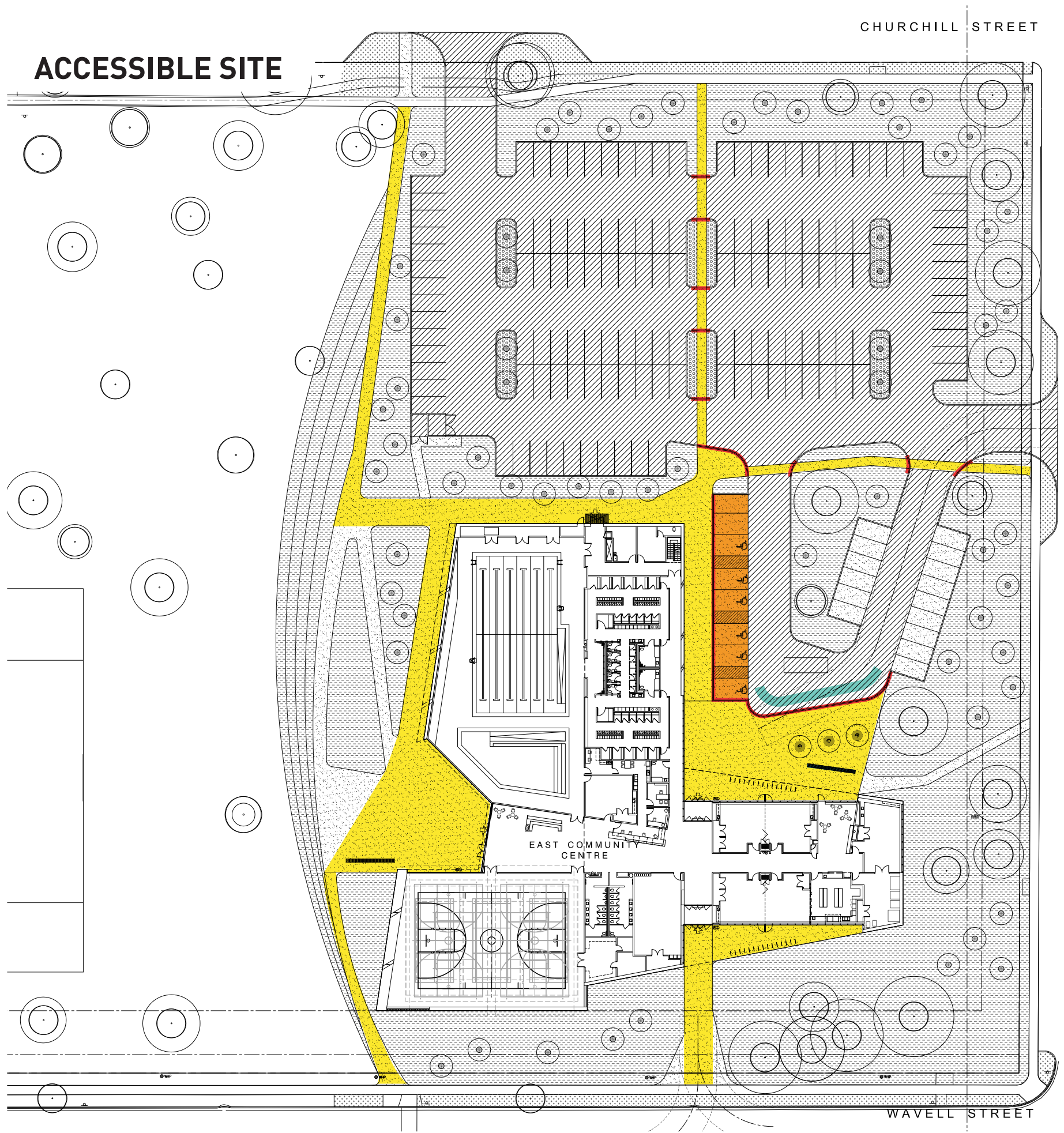


# **MJMA A+LINK**

East Community Centre

ACCESSIBILITY  
AUGUST 25, 2016

# ACCESSIBLE SITE



CHURCHILL STREET

EDMONTON STREET

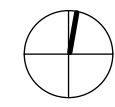
WAVELL STREET

## PLAN LEGEND

- Accessible Pedestrian Route**  
FADS 4.1.3 - Protruding & Overhead Objects  
FADS 4.1.4 - Accessible Routes, Paths, and Corridors
- Accessible Parking**  
FADS 4.3.12 - Parking
- Accessible Site Furniture**  
FADS 4.3.15 - Benches  
FADS 4.3.16 - Picnic Tables  
FADS 4.3.17 - Street Furniture
- Accessible Passenger Drop-Off**  
FADS 4.3.13 - Passenger Loading Zone
- Mountable Curb**  
FADS 4.1.10.7 - Curb Ramp Transition at Pavement

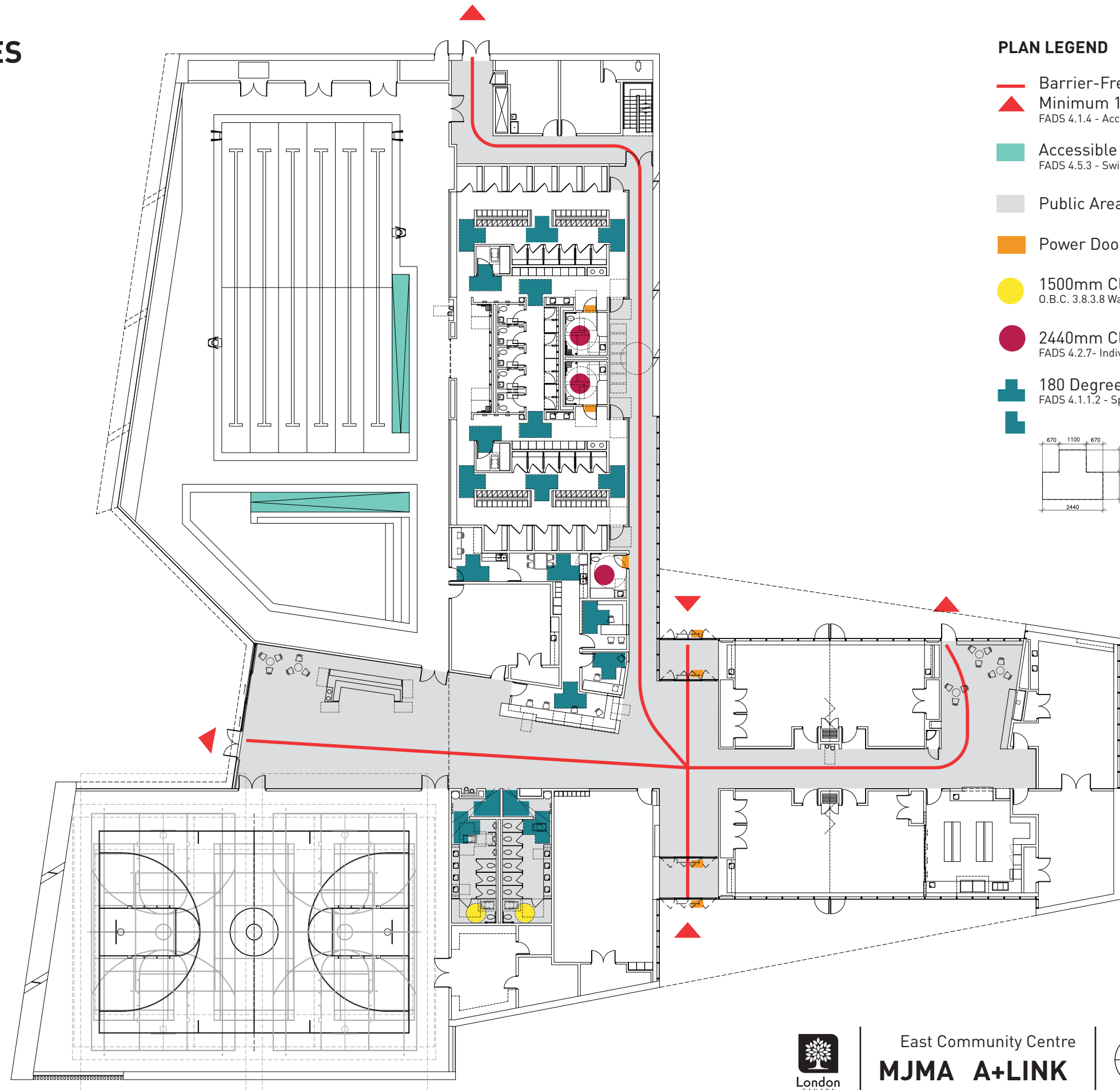


East Community Centre  
**MJMA A+LINK**



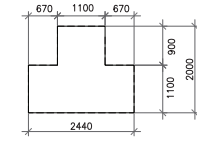
SITE PLAN  
AUGUST 25 2016

# ACCESSIBLE ROUTES

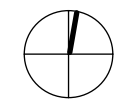


## PLAN LEGEND

- Barrier-Free Path of Travel
- ▲ Minimum 1100mm Width  
FADS 4.1.4 - Accessible Routes, Paths, and Corridors
- Accessible Swimming Pools w/ 1:12 Ramps  
FADS 4.5.3 - Swimming Pools
- Public Area
- Power Doors
- 1500mm Clear circle  
O.B.C. 3.8.3.8 Water Closet Stalls
- 2440mm Clear circle  
FADS 4.2.7 - Individual Washrooms
- 180 Degree Turning Space  
FADS 4.1.1.2 - Space and Reach Requirements



East Community Centre  
**MJMA A+LINK**



ACCESSIBLE ROUTES PLAN  
AUGUST 25 2016

# ACCESSIBLE SPACES

