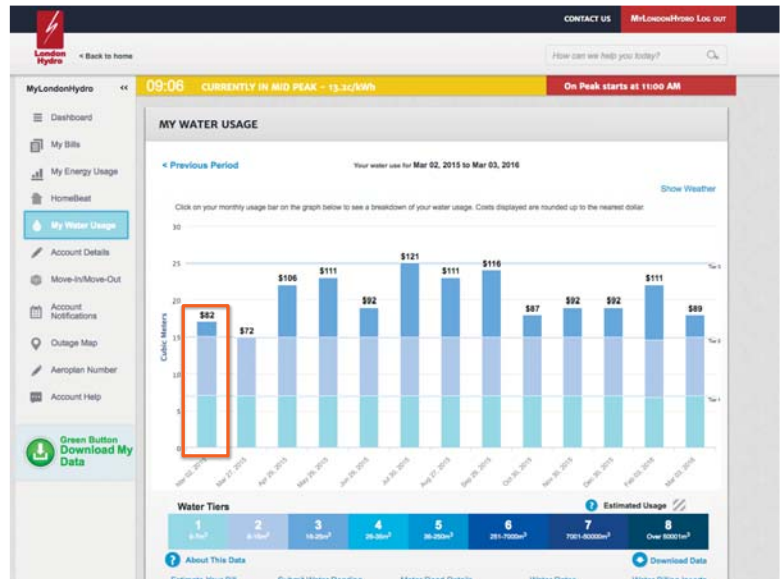
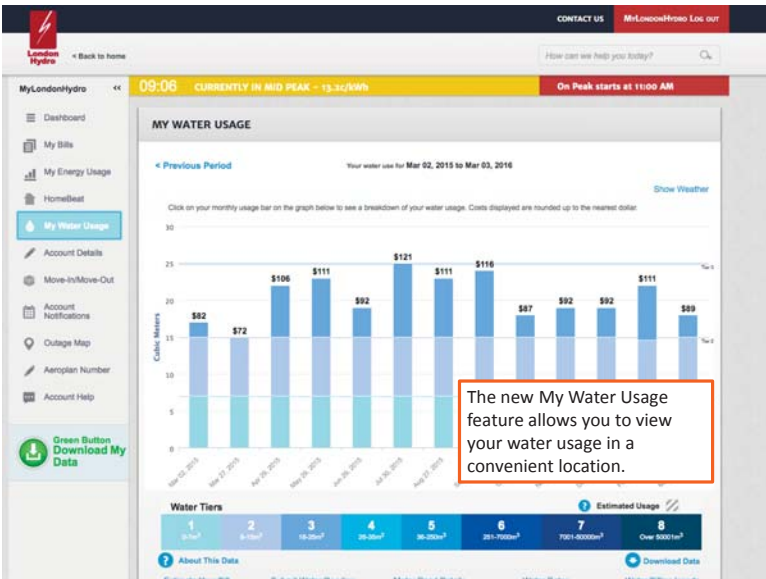
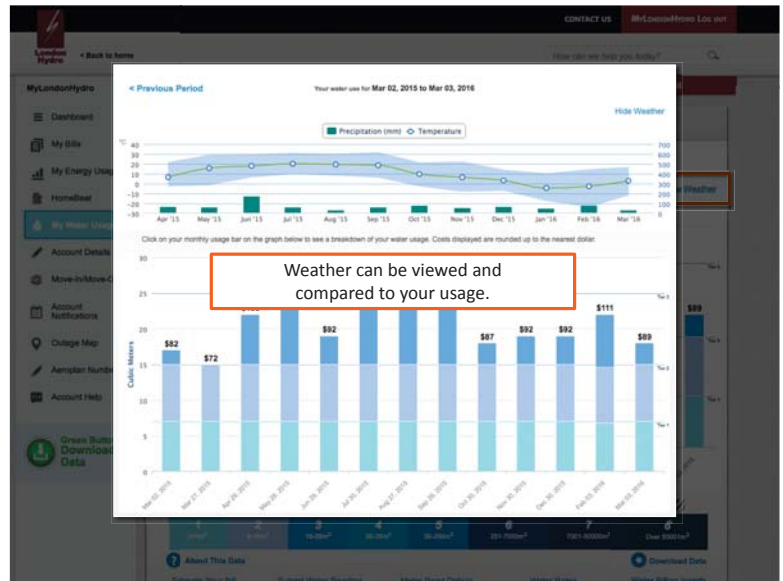
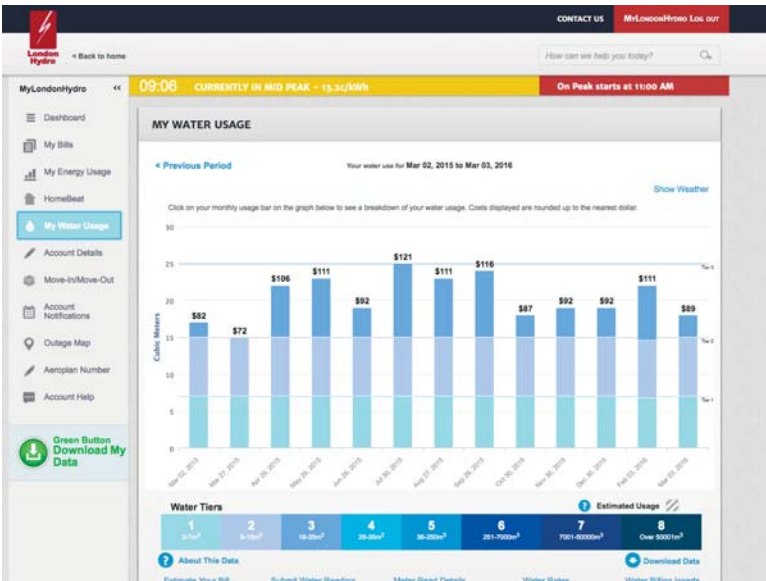
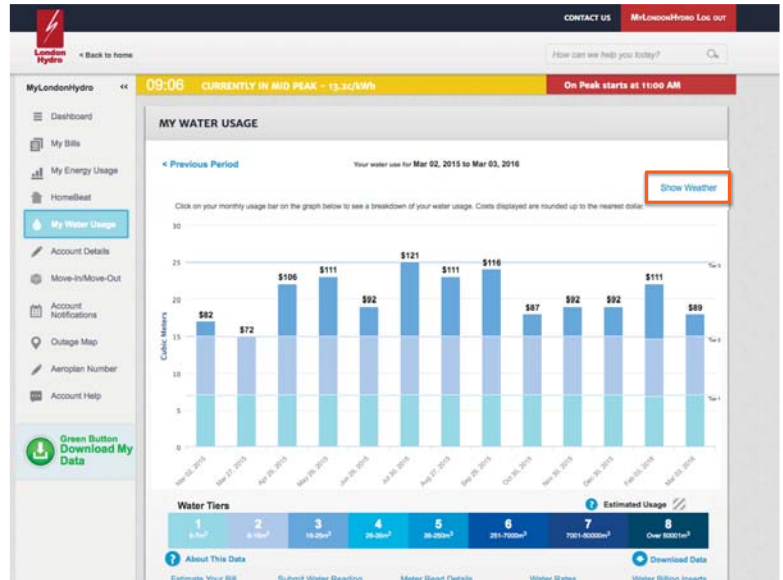


My Water Usage: A Collaborative Initiative between London Hydro and the City of London



WATER USAGE BREAKDOWN

Your Monthly Water Use for Mar 02, 2015

INFRASTRUCTURE CHARGES

\$42.11

WATER USAGE

\$21.14

WASTEWATER USAGE

\$18.79

Customer is able to click on sections of the graph to display detailed usage information.

ESTIMATE YOUR BILL

Consumption (m³): **CALCULATE** Total Cost: \$47.26

INFRASTRUCTURE CHARGES

\$43.36

WATER USAGE

\$2.06

WASTEWATER USAGE

\$1.84

VIEW COST BREAKUP

MY WATER USAGE

09:06 CURRENTLY IN MID PEAK - 13.3c/kWh On Peak starts at 11:00 AM

Your water use for Mar 02, 2015 to Mar 03, 2016

Water Tiers

Tier	Usage Range (m ³)	Estimated Usage
1	0 - 7m ³	7m ³
2	8 - 15m ³	15m ³
3	16 - 30m ³	30m ³
4	31 - 50m ³	50m ³
5	51 - 70m ³	70m ³
6	71 - 100m ³	100m ³
7	101 - 200m ³	200m ³
8	Over 200m ³	Over 200m ³

ESTIMATE YOUR BILL

Consumption (m³): **CALCULATE** Total Cost: \$47.26

Category	Tier Range	Rate	Consumption	Cost
Water Usage Charges	0 - 7m ³	0.0000	7m ³	\$0.00
	8 - 15m ³	2.0596	1m ³	\$2.06
	Water Usage Charge			
Wastewater Usage Charges	0 - 7m ³	\$0.0000	7m ³	\$0.00
	8 - 15m ³	\$1.8305	1m ³	\$1.84
	Wastewater Usage Charge			
Infrastructure Charges	Water Connection			
	\$14.46			
	Wastewater Connection			
	\$12.25			
	Fire Protection			
\$14.48				
Storm Water				
\$14.92				
Customer Assistance				
\$0.25				
Total Charge				
\$43.36				

View the cost breakup for detailed information on usage and infrastructure charges.

ESTIMATE YOUR BILL

Consumption (m³): **CALCULATE** Total Cost: \$47.26

INFRASTRUCTURE CHARGES

\$43.36

WATER USAGE

\$2.06

WASTEWATER USAGE

\$1.84

VIEW COST BREAKUP

Estimate your bill using the built-in cost estimator. This tool helps customers know how much they could be paying for a specific amount of water used.

MY WATER USAGE

09:06 CURRENTLY IN MID PEAK - 13.3c/kWh On Peak starts at 11:00 AM

Your water use for Mar 02, 2015 to Mar 03, 2016

Water Tiers

Tier	Usage Range (m ³)	Estimated Usage
1	0 - 7m ³	7m ³
2	8 - 15m ³	15m ³
3	16 - 30m ³	30m ³
4	31 - 50m ³	50m ³
5	51 - 70m ³	70m ³
6	71 - 100m ³	100m ³
7	101 - 200m ³	200m ³
8	Over 200m ³	Over 200m ³

SUBMIT A WATER READING

Service: Water
 Meter Number: 000000
 Last Reading: 1,429
 Last Meter Reading: Mar 31, 2016

ENTER YOUR METER READING

SUBMIT

Easily submit your water meter reading directly within your account.

METER READ DETAILS

METER READ HISTORY | **PROJECTED READ DATES**

Please note that these dates are only approximate and are not guaranteed.

METER READING DATE

May 27, 2016
Jun 28, 2016
Jul 29, 2016
Aug 29, 2016
Sep 28, 2016
Oct 28, 2016

MY WATER USAGE

Your water use for Mar 02, 2015 to Mar 03, 2016

Date	Usage (m³)	Cost (£)
Mar 02, 2015	18	\$82
Mar 03, 2015	15	\$72
Mar 04, 2015	22	\$106
Mar 05, 2015	23	\$111
Mar 06, 2015	18	\$92
Mar 07, 2015	25	\$121
Mar 08, 2015	24	\$111
Mar 09, 2015	24	\$116
Mar 10, 2015	15	\$67
Mar 11, 2015	18	\$92
Mar 12, 2015	18	\$92
Mar 13, 2015	22	\$111
Mar 14, 2015	18	\$89

Water Tiers: 1 (0-10 m³), 2 (10-15 m³), 3 (15-20 m³), 4 (20-30 m³), 5 (30-50 m³), 6 (50-750 m³), 7 (750-10000 m³), 8 (Over 10000 m³)

Water Rates

MY WATER USAGE

Your water use for Mar 02, 2015 to Mar 03, 2016

Date	Usage (m³)	Cost (£)
Mar 02, 2015	18	\$82
Mar 03, 2015	15	\$72
Mar 04, 2015	22	\$106
Mar 05, 2015	23	\$111
Mar 06, 2015	18	\$92
Mar 07, 2015	25	\$121
Mar 08, 2015	24	\$111
Mar 09, 2015	24	\$116
Mar 10, 2015	15	\$67
Mar 11, 2015	18	\$92
Mar 12, 2015	18	\$92
Mar 13, 2015	22	\$111
Mar 14, 2015	18	\$89

Water Tiers: 1 (0-10 m³), 2 (10-15 m³), 3 (15-20 m³), 4 (20-30 m³), 5 (30-50 m³), 6 (50-750 m³), 7 (750-10000 m³), 8 (Over 10000 m³)

Water Rates | Water Billing Inserts

METER READ HISTORY

METER #	DATE	READING
000000	Mar 31, 2016	1,429 m³
000000	Mar 3, 2016	1,422 m³
000000	Feb 3, 2016	1,416 m³
000000	Dec 30, 2015	1,407 m³
000000	Nov 30, 2015	1,402 m³
000000	Oct 28, 2015	1,383 m³
000000	Sep 28, 2015	1,368 m³
000000	Aug 28, 2015	1,360 m³
000000	Jul 28, 2015	1,374 m³
000000	Jun 25, 2015	1,366 m³
000000	May 28, 2015	1,358 m³
000000	Apr 28, 2015	1,349 m³
000000	Mar 27, 2015	1,339 m³
000000	Feb 28, 2015	1,334 m³
000000	Jan 28, 2015	1,327 m³
000000	Dec 27, 2014	1,319 m³
000000	Nov 27, 2014	1,314 m³
000000	Oct 24, 2014	1,307 m³
000000	Sep 28, 2014	1,300 m³
000000	Aug 28, 2014	1,292 m³
000000	Jul 30, 2014	1,287 m³
000000	Jun 27, 2014	1,274 m³
000000	May 30, 2014	1,260 m³

Review your meter reading history and projected future reading dates.

Water, Wastewater and Stormwater Rates

Water Rates for residents in London are calculated based on the following:

- Water Charge (based on water consumption)
- Wastewater Charge (based on wastewater consumption)
- Stormwater Charge (based on stormwater consumption)

Get more information about water rates and billing information with a link to the City of London's website.



The choice is clear. london.ca/theclearchoice

