



London
CANADA

An aerial photograph of London, Ontario, Canada, showing a mix of urban buildings and green spaces with trees in autumn colors. The word "LONDON" is written across the middle of the image in large, white, semi-transparent capital letters. A yellow horizontal bar is at the bottom of the image.

LONDON

Garbage Container Limits Proposed Changes

**Prepared for Civic Works Committee
Public Participation Meeting**

June 8, 2016



Outline

1. Background Information
2. Citizen Feedback
3. Rationale for Recommendations and Challenges
4. Next Steps, if approved



Background Information

Date	Item
July 29, 2014	Direction from Council . . . <i>a report examining the advantages and disadvantages of reduced container limits for garbage</i>
December 2014	PricewaterhouseCoopers (PwC) audit completed in 2014; submitted to Audit Committee and approved by Council on December 16, 2014
February 2016	Discussed as part of 2016-2019 Multi-year budget deliberations
May 10, 2016	CWC report – background details on Container Limits



Interim Waste Diversion Plan

Initiative	Status
Increase Christmas Tree Composting	Approved 2016
Examine Blue Box sales from depots	Approved 2016
<i>Examine containers limits</i>	<i>Under review</i>
Add vegetable & motor oil at depots	In progress
Implement community composting pilot	In progress
Implement food waste reduction pilot	In progress
Examine incentives for recycling	In progress
Examine increased downtown recycling	In progress



Curbside Observations

- visual inspections of 2,450 households between February and April this year.
- 91% of hhlds at 3 containers or less.
- 88% of hhlds during the long cycles at 3 containers or less.
- data collected in previous years (since 2007) have similar results with between 85% to 93% already at 3 containers or less.



18 Municipalities Surveyed

Green Bin programs (13) - lower limits:

- Weekly pick up - 1 to 2 per pickup
- Bi-weekly – 3 to 6 per pick up

Non-Green Bin programs (2) - range:

- Sarnia – 3 per week
- Windsor – no limit

Most allow curbside tags



Citizen Feedback - On-line form

Issue	Yes	No	Don't Know	Responses
Reduce the limit	39%	59%	2%	4,915
Curbside Garbage Tags	75%	18%	7%	2,683

# of containers	in favour of 3	in favour of 2	Responses
	60%	40%	2,056



Citizen Feedback: Community Engagement Board



Issue	Yes	No	Responses
Reduce the limit	60%	40%	416

# of containers	in favour of 3	in favour of 2	Responses
	47%	53%	250



Rationale for a 3 container limit

1. 9 out of 10 homes at 3 or less

91% 
of households put out 
3 or less containers of garbage

Average 
household has
2 containers

50% 
of households use
1 container



2. Actual vs. Permitted Use at Curb

London garbage weight per pick up:



13 kg

average




16 kg

After long cycle

Permitted:

4 containers, 80 kg



16% to 20% used

Proposed:

3 containers, 60 kg



22% to 27% used



3. Low cost, easy option

4. Minor increase in recycling & waste diversion expected

5. Potential for minor financial benefit

6. WDO best practice





Challenges of Reducing the Limit

- Inconvenient for some
- Mondays and holidays
- Collection crew challenges:
 - Resident complaints
 - Over-weight containers
- Some additional illegal dumping
- Non-recyclables in the Blue Box





Rationale for more Exemptions

- To off-set potential challenges of a reduced limit
- Schedule during higher waste periods:
 - Early September
 - After Thanksgiving
- Reduce student garbage complaints





Rationale for Curbside Tags

- Extension of Depot service to the curb
- Added convenience for disposal of extra garbage
- Increases awareness to recycle and home compost





Next Steps – If Approved

Key Dates	Action
June 14	Council Meeting(s)
July – Sept.	Develop program and By-law changes
October 1	Program launch – 3 Container Limit
Oct. 1 to Jan. 13, 2017	“Adjustment period” & promotion/awareness program
January 16	Enforcement of container limits; <i>use of \$1.50 Bag Tag will be required</i>