



300 Dufferin Avenue
P.O. Box 5035
London, ON
N6A 4L9

London
CANADA

March 5, 2012

Chair and Members
Community Services Committee

Re: The Bethesda Centre - 54 Riverview Avenue

As you know the Bethesda Centre is scheduled to be closed in August 2012 due to lack of funding.

I respectfully request the Executive Director of Community Services, Ross Fair, in conjunction with the Manager of Planning, John Fleming; meet with officials of the Salvation Army to discuss future options with respect to the Bethesda property. I hope that Bethesda may continue to serve the community within the local neighbourhood in the City of London. Bethesda is nestled in an old established residential area. The community is diverse and inclusive with every age living side by side, just a short walk to the city core.

Please refer to the below information and attached map, as background to this matter.

Respectfully requested,

Judy Bryant
Councillor, Ward 13

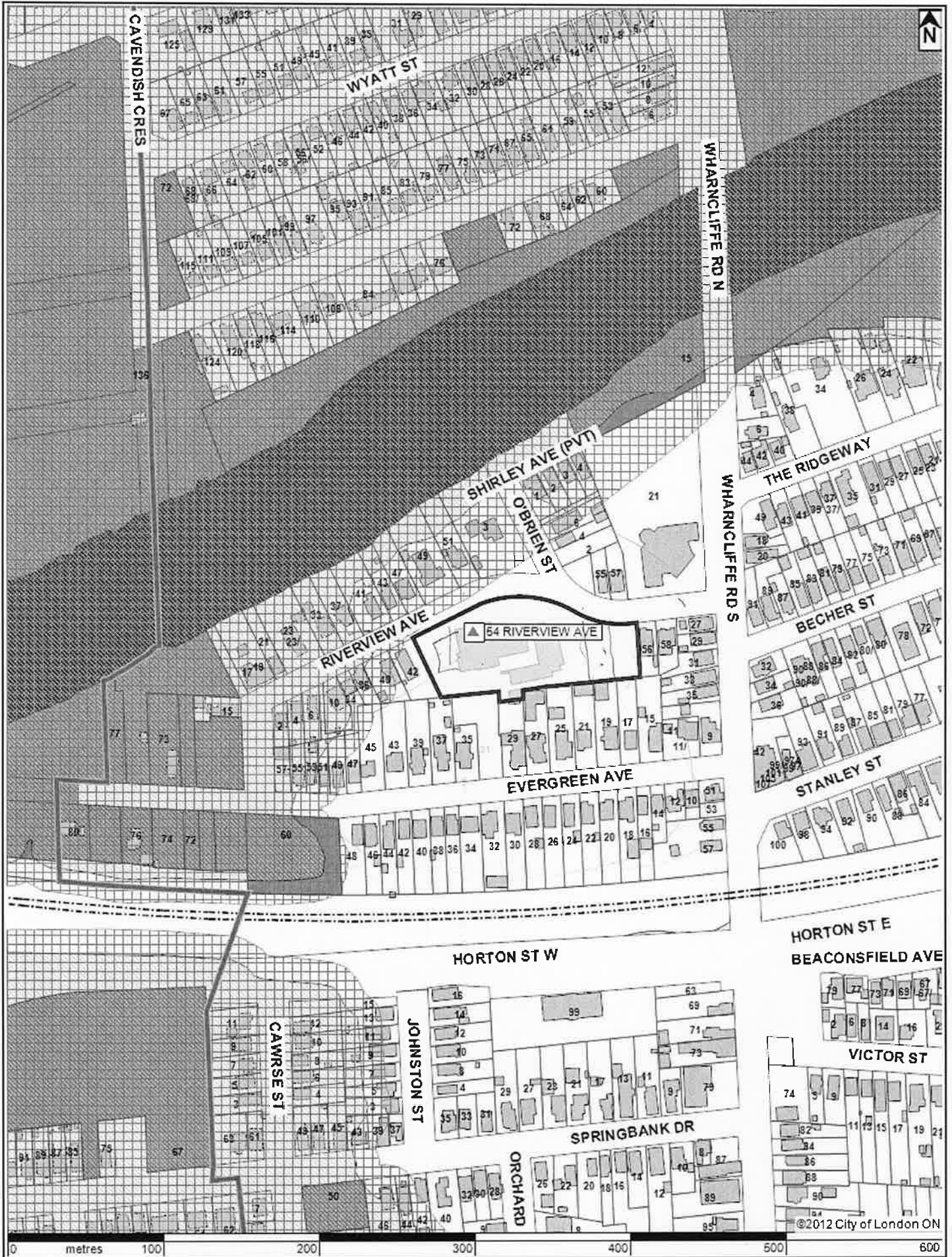
c.c. Lieutenant-Colonel Lee Graves, Major Pat Phinney, Major Kathie Chiu

54 Riverview Avenue: currently zoned: DC/Residential (R11).
The permitted uses include: a Daycare a Lodging house class 2 and an Emergency care establishment.
The current Official Plan designation is Low Density Residential.

Zoning By-law definitions:

"LODGING HOUSE, CLASS 2" means a residential building which is used to provide lodging units for hire or gain directly or indirectly to more than three persons, with or without meals. A lodging house, class 2, shall not include a nursing home, hotel, motel, hostel, group home, bed and breakfast establishment, emergency care establishment, or a residence of an educational institution.






"EMERGENCY CARE ESTABLISHMENT" means an institutional use that provides a means of immediate, temporary accommodation and assistance for a short-term period, generally less than six weeks for the majority of the residents. "Emergency care establishments" are distinct from "group homes" in that the former has a shorter length of stay, and that their capacity usually exceeds eight residents (excluding staff or the receiving family).



LOCATION MAP

Subject Site: 130 136 146 164 Pond Mills Road
 File Number: -
 Created By: Nicole Musicco
 Date: 2012-03-02
 Scale: 1:3000

LEGEND

-  Subject Site
-  Parks
-  Assessment Parcels
-  Buildings
-  Address Numbers

