

Neighbourhood Watch London: “Working for safer communities”

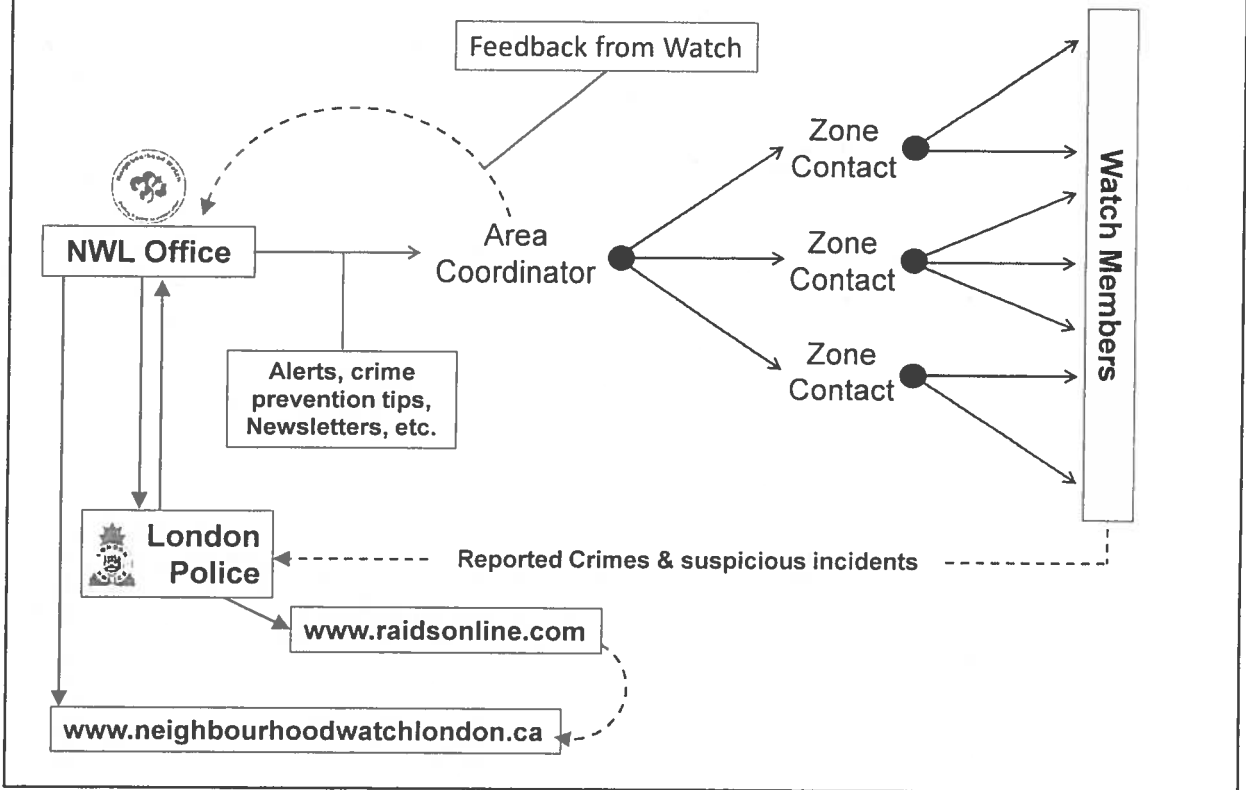


Simon Pont – Executive Director

Neighbourhood Watch London: “Three Facts”

- ✓ Running for over 30 years
- ✓ **500** volunteer Area Coordinators
- ✓ Members are **50% less likely** to be victims of crime

How does Neighbourhood Watch work?



RAIDSonline:

“Three Facts”

- ✓ Started on 1st January 2014
- ✓ Reported crimes extended 10th July 2014
- ✓ Shows “reported crimes” only



RAIDSonline User Guide – January 2014

RAIDSonline



User Guide



Neighbourhood Watch London

in partnership with

London Police Service

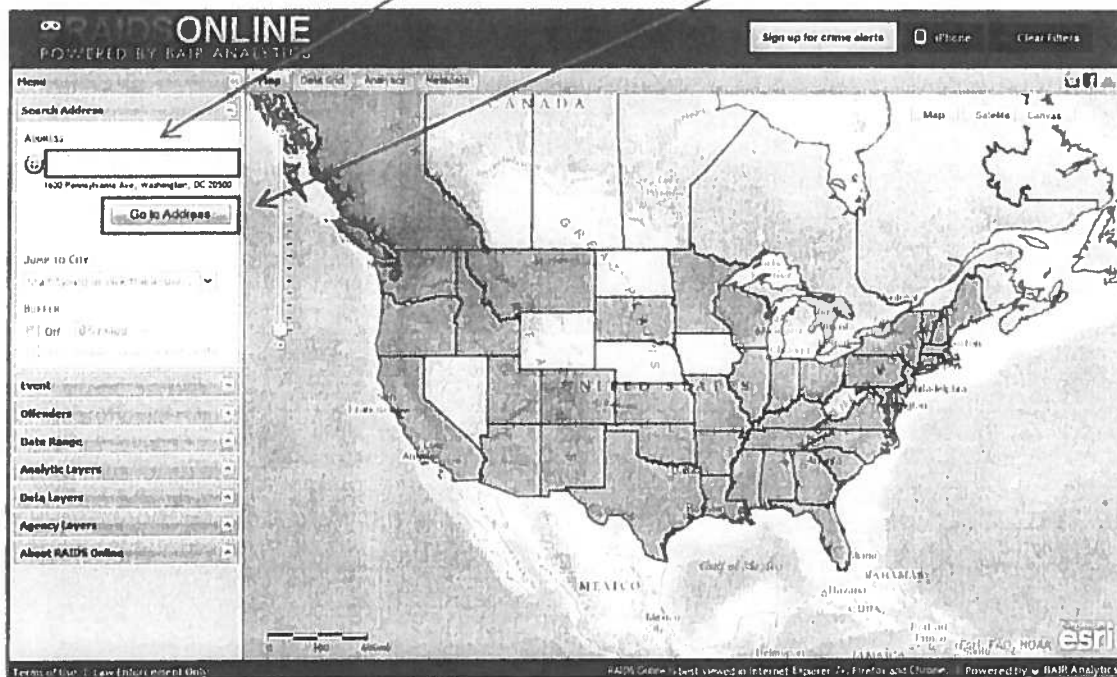


RAIDSonline User Guide – January 2014

User guide to RAIDS online – Crime mapping for London Police Service

<http://www.raidsonline.com/>

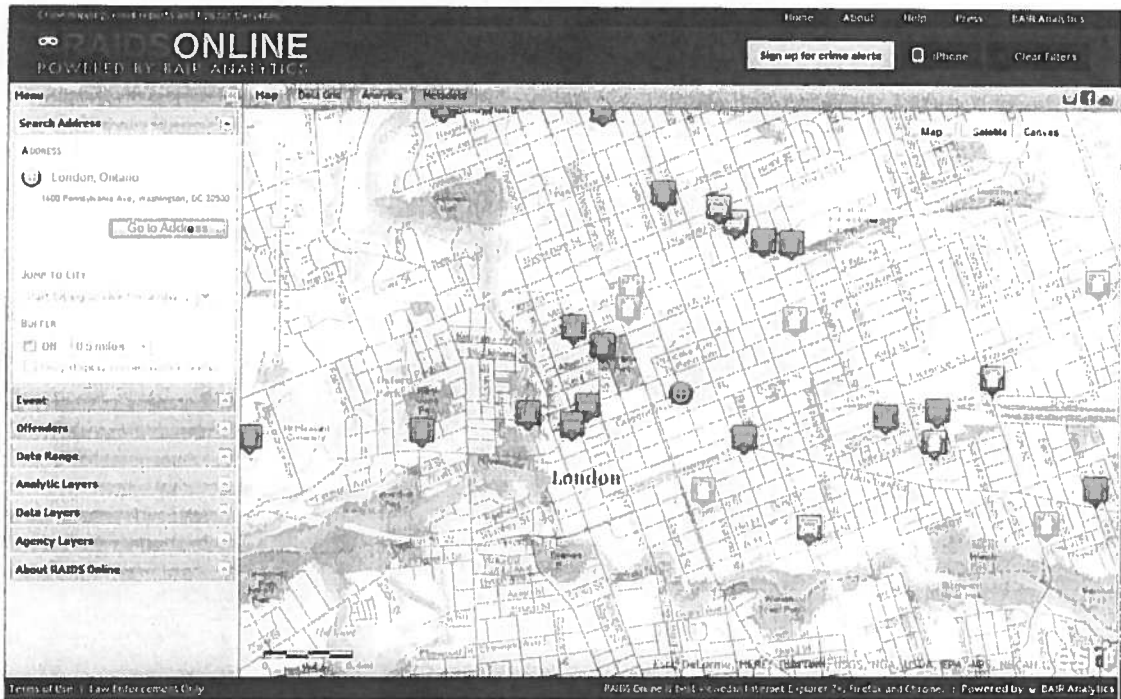
Enter: London, Ontario in the address box and click on 'Go to Address'





RAIDSOnline User Guide – January 2014

You will see a screen with London streets and various symbols displayed.



The symbol in the centre of the map indicates the City centre.



All crime locations displayed are shown with a distance from this point. By typing a specific address, you can relocate the centre point. Crime incidents will then show distances relative to that location.

The section on the left-hand side has a series of drop-down lists that allow you to select different crimes for display on the map.

Event
Offenders
Date Range
Analytic Layers
Data Layers
Agency Layers
About RAIDS Online

Information not available to the general public

Information not available to the general public

Information not available to the general public



RAIDSOnline User Guide – January 2014

Currently, London Police will only provide information on the following crime 'Events':

Theft of vehicles	<input checked="" type="checkbox"/> Motor Vehicle Theft
Theft from vehicles	<input type="checkbox"/> Burglary from Motor Vehicle
Break and enters (residential and commercial)	<input checked="" type="checkbox"/> Burglary - Commercial <input checked="" type="checkbox"/> Burglary - Residential
Robberies	<input checked="" type="checkbox"/> Robbery - Commercial <input checked="" type="checkbox"/> Robbery - Individual


<p>The Date Range covers a rolling three-month period.</p>	<p>The Analytic layer allows users to view 'hot-spots' of crime</p>
<div><div>Date Range</div><div><div>QUICK DATE</div><div>Select a pre-defined range...</div></div><div><div>DATE RANGE</div><div>Start Date: 10/23/2013</div><div>End Date: 12/23/2013</div><div><input type="checkbox"/> View points using time slider</div></div></div>	<div><div>Analytic Layers</div><div><div> Density Map</div><div>Resolution</div></div></div>



RAIDSOnline User Guide – January 2014

Clicking on one of the incident icons will bring up an information box.

E.g.:


Burglary - Residential 

IR Number: 2013135144
Crime: B&E - DWELLING
Location Type:
Date: 12-25-2013
Time: 4:00 PM
Public Address: XX ST GEORGE ST
Accuracy: Address

Distance: 0.50 miles

Agency: London Police Service
** This point has been randomly offset at the request of the agency to protect victim privacy

CRIME STOPPERS [Submit anonymous tip](#)

 [Setup a Neighbourhood Watch](#)

The information will show:

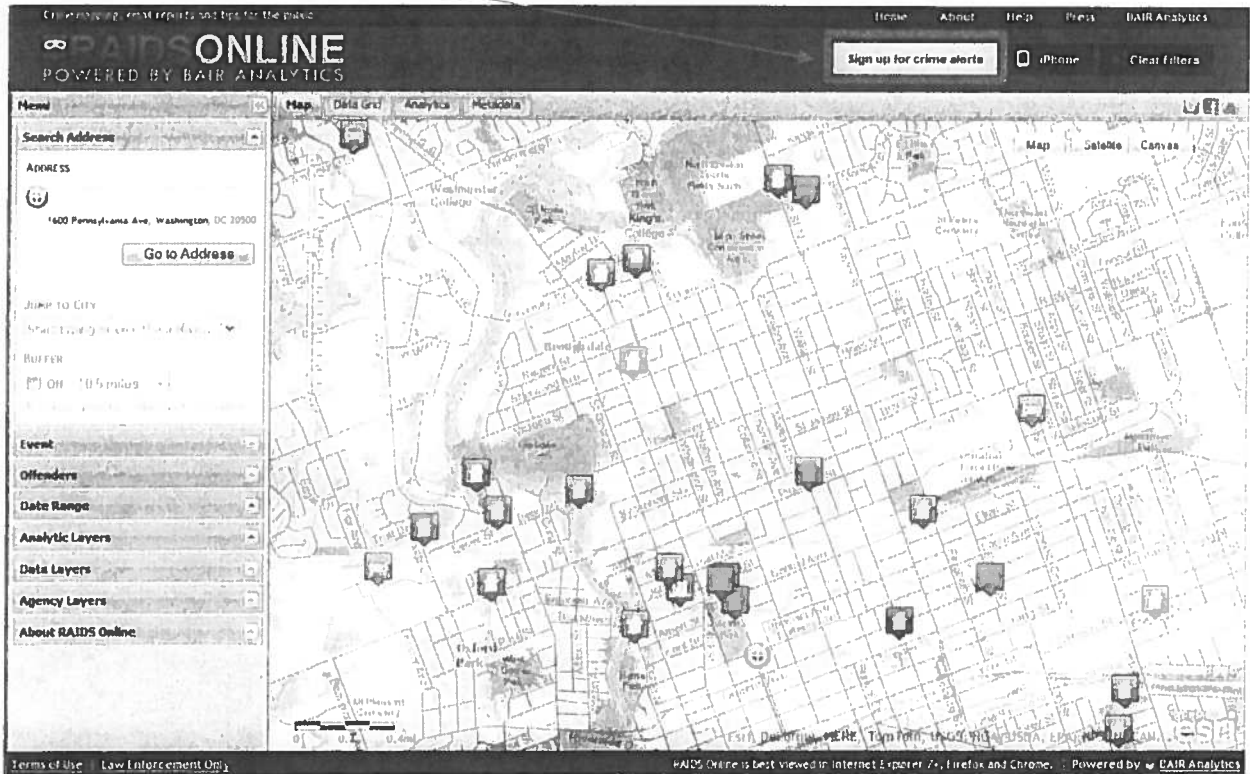
- The incident report number
- The Crime type
- Date and Time
- The public address is intentionally not specified.
- Links have been included to allow site users to navigate directly to the CrimeStoppers or Neighbourhood Watch London websites.



RAIDSOnline User Guide – January 2014

Site users can also set up alerts specific to their own address / city location.

Click on “Sign up for crime alerts”





RAIDSonline User Guide – January 2014

By completing the 'pop-up' box, you can have crime alerts sent directly to your email address:

Create a Customized Neighborhood Watch Report Subscription

Sign up for daily, weekly, or monthly email alerts about crime occurring within a certain distance of an address of interest, such as your home, workplace or school. Please note that the quality of Neighborhood Watch Reports depends directly on the frequency agencies upload their data. If an agency does not upload data on a daily basis, then your report will not include all the crime that occurred in your area.

First Name:

Last Name:

Email:

Address:

City:

State:

Distance:

Frequency: ☐ Daily ☒ Weekly ☐ Monthly

Time:

Crime Types:

<input checked="" type="checkbox"/> Homicide	<input checked="" type="checkbox"/> Attempted Homicide	<input checked="" type="checkbox"/> Death Investigation
<input checked="" type="checkbox"/> Sexual Assault	<input checked="" type="checkbox"/> Sexual Offense - All Other	<input checked="" type="checkbox"/> Robbery - Commercial
<input checked="" type="checkbox"/> Robbery - Residential	<input checked="" type="checkbox"/> Aggravated Assault	<input checked="" type="checkbox"/> Assault - Other
<input checked="" type="checkbox"/> Burglary - Commercial	<input checked="" type="checkbox"/> Burglary - Residential	<input checked="" type="checkbox"/> Theft
<input checked="" type="checkbox"/> Fraud	<input checked="" type="checkbox"/> Shoplifting	<input checked="" type="checkbox"/> Theft - Other
<input checked="" type="checkbox"/> Motor Vehicle Theft	<input checked="" type="checkbox"/> Burglary from Motor Vehicle	<input checked="" type="checkbox"/> Arson
<input checked="" type="checkbox"/> Disorderly Conduct	<input checked="" type="checkbox"/> DUI	<input checked="" type="checkbox"/> Alcohol Violation
<input checked="" type="checkbox"/> Drugs / Narcotics Violation	<input checked="" type="checkbox"/> Traffic Incident	<input checked="" type="checkbox"/> Vandalism
<input checked="" type="checkbox"/> Weapons Violation	<input checked="" type="checkbox"/> All Other - Criminal	<input checked="" type="checkbox"/> All Other - Non-Criminal

YMCA Children's Safety Village Board Report

September – October 2014

Bookings Update

Grade 1 program

	2014	2013	2012
September	487	612	640
October – forecast for 2014	1,296	1,586	1,190
Total students	1,783	2,198	1,830

- Fall programming availability has been reduced to 4 days per week due to Police educator availability restrictions. This has resulted in a 23% reduction in total students served from 2013
- In addition to reduced booking dates, Police educators requested an additional 4 days of no bookings and Fire educators requested an additional 4 days of no bookings due to their availability.

Budget Update – As of end of August

	YEAR TO DATE				ANNUAL
	ACTUAL	BUDGET	VARIANCE	PRIOR YR	BUDGET
Revenue	22,488	25,500	(3,012)	17,600	53,565
Total Expenses	55,283	61,526	(6,243)	70,237	91,766
Contribution	(32,795)	(36,026)	3,231	(52,637)	(38,201)

Note: prior year revenue was all fundraising/donations

Teacher questionnaire highlights

1. Do you think our presentations will motivate any further discussion on Safety?	100% Agree
2. In your opinion did the children understand the information given during the presentations?	100% Agree
3. In your opinion, do you think the children will be able to communicate the basic information to their families?	100% Agree
4. How did you find the cleanliness, organization and maintenance of the facility?	9.9 out of 10
5. Please rate your overall experience	9.6 out of 10

Do you have any suggestions or comments about the program?

- Great management of students, spoke their language, maintain rules of respect. The village/cars was unbelievable.
- The presenter did a great job and was very clear