




# Potential Site Locations

## Celebration Centre - Music London

### Legend

#### Potential Locations

-  Preferred
-  Reviewed
-  Downtown Boundary

#### A - King & Clarence Streets

Parcel Size - 6556.13 m<sup>2</sup>

#### B - York & Wellington Streets

Parcel Size - 17365.31 m<sup>2</sup>

#### C - King & Ridout Streets

Parcel Size - 7041.70 m<sup>2</sup>

#### D - Richmond & Angel Streets

Parcel Size - 7268.95 m<sup>2</sup>

#### E - Dufferin Avenue

(Between Richmond & Talbot Streets)

Parcel Size - 3299.49 m<sup>2</sup>

#### F - Wellington Street

(Between Dufferin Avenue & Wolfe Street)

Parcel Size - 10892.04 m<sup>2</sup>

#### G - Queens Avenue


(Between Clarence & Richmond Streets)

Parcel Size - 2008.42 m<sup>2</sup>

#### H - Queens Avenue

(Between Talbot & Ridout Streets)

Parcel Size - 6251.37 m<sup>2</sup>



1:4,000




Date: 5/1/2014

# Potential Site Locations

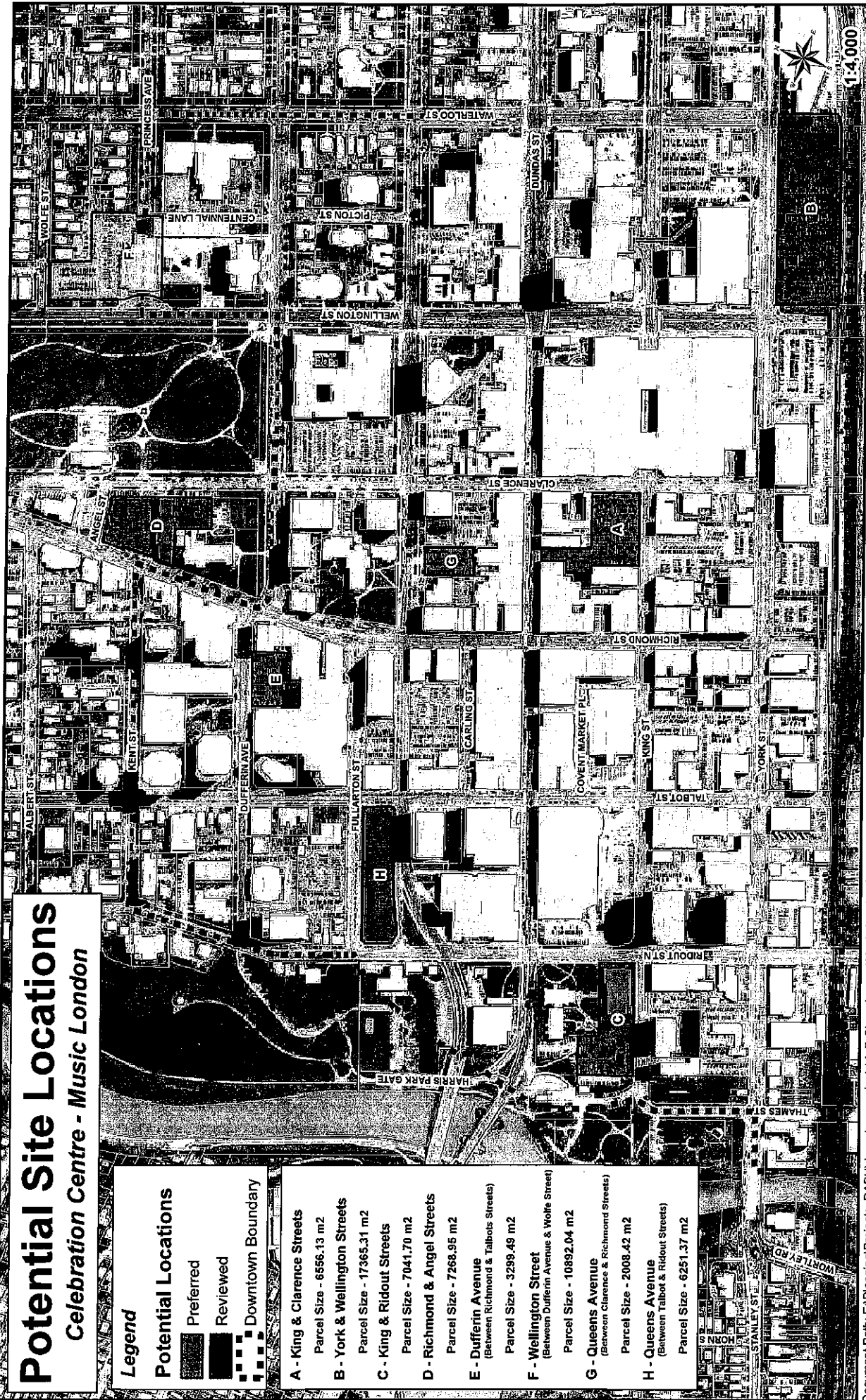
## Celebration Centre - Music London

### Legend

#### Potential Locations

-  Preferred
-  Reviewed
-  Downtown Boundary

- A - King & Clarence Streets**  
Parcel Size - 6556.13 m<sup>2</sup>
- B - York & Wellington Streets**  
Parcel Size - 17365.31 m<sup>2</sup>
- C - King & Ridout Streets**  
Parcel Size - 7041.70 m<sup>2</sup>
- D - Richmond & Angel Streets**  
Parcel Size - 7268.95 m<sup>2</sup>
- E - Dufferin Avenue**  
(Between Richmond & Talbot Streets)  
Parcel Size - 3239.49 m<sup>2</sup>
- F - Wellington Street**  
(Between Dufferin Avenue & Wolfe Street)  
Parcel Size - 10892.04 m<sup>2</sup>
- G - Queens Avenue**  
(Between Clarence & Richmond Streets)  
Parcel Size - 2008.42 m<sup>2</sup>
- H - Queens Avenue**  
(Between Talbot & Ridout Streets)  
Parcel Size - 6251.37 m<sup>2</sup>



1:4,000




Date: 5/1/2014

# Potential Site Locations

## Celebration Centre - Music London

### Legend

### Potential Locations

-  Preferred
-  Reviewed
-  Downtown Boundary

#### A - King & Clarence Streets

Parcel Size - 6556.13 m<sup>2</sup>

#### B - York & Wellington Streets

Parcel Size - 17365.31 m<sup>2</sup>

#### C - King & Ridout Streets

Parcel Size - 7041.70 m<sup>2</sup>

#### D - Richmond & Angel Streets

Parcel Size - 7268.95 m<sup>2</sup>

#### E - Dufferin Avenue (Between Richmond & Talbot Streets)

Parcel Size - 3299.49 m<sup>2</sup>

#### F - Wellington Street (Between Dufferin Avenue & Wolfe Street)

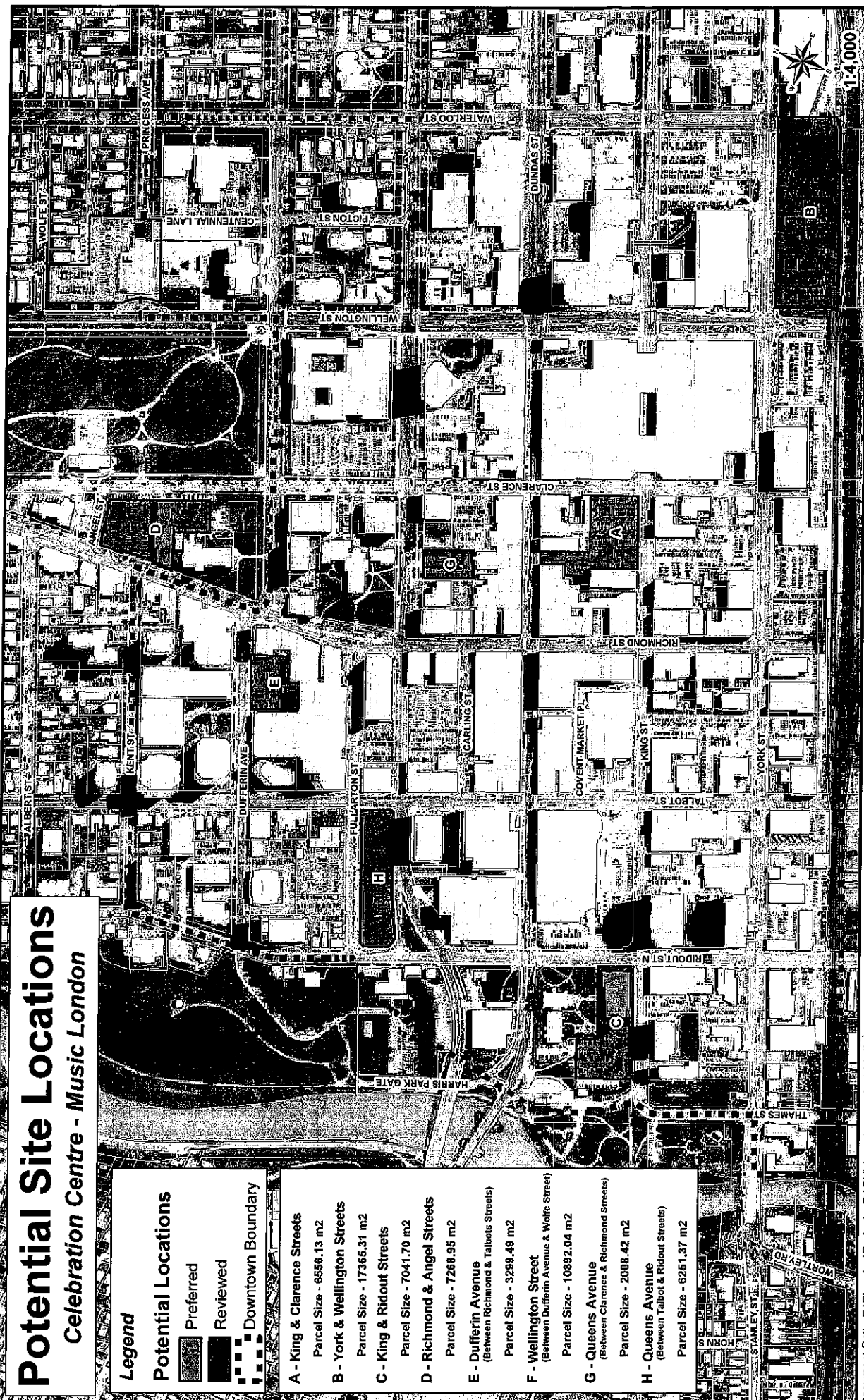
Parcel Size - 10892.04 m<sup>2</sup>

#### G - Queens Avenue (Between Clarence & Richmond Streets)

Parcel Size - 2008.42 m<sup>2</sup>

#### H - Queens Avenue (Between Talbot & Ridout Streets)

Parcel Size - 6251.37 m<sup>2</sup>



1:4,000

Date: 5/1/2014

Document Path: E:\Planning\Projects\_DABUd\_custom\_projects\Jeff\_Shaughnessy\Music London Site Selection - Kirkness Consulting\MusicLondn\_SiteSelection.mxd