

Report to Planning & Environment Committee

To: Chair and Members
Planning & Environment Committee
From: Scott Mathers, MPA, P. Eng
Deputy City Manager, Planning and Economic Development
Subject: Building Division Monthly Report
February 2024
Date: March 19, 2024

Recommendation

That the report dated February 2024 entitled “Building Division Monthly Report February 2024”, **BE RECEIVED** for information.

Executive Summary

The Building Division is responsible for the administration and enforcement of the *Ontario Building Code Act* and the *Ontario Building Code*. Related activities undertaken by the Building Division include the processing of building permit applications and inspections of associated construction work. The Building Division also issues sign and pool fence permits. The purpose of this report is to provide Municipal Council with information related to permit issuance and inspection activities for the month of February 2024.

Linkage to the Corporate Strategic Plan

Growing our Economy

- London is a leader in Ontario for attracting new jobs and investments.

Leading in Public Service

- The City of London is trusted, open, and accountable in service of our community.
- Improve public accountability and transparency in decision making.

Analysis

1.0 Background Information

This report provides information on permit and associated inspection activities for the month of February 2024. Attached as Appendix “A” to this report is a “Summary Listing of Building Construction Activity for the Month of February 2024”, as well as respective “Principle Permits Reports”.

2.0 Discussion and Considerations

2.1 Building permit data and associated inspection activities – **February 2024**

Permits Issued to the end of the month

As of February 2024, a total of 490 permits were issued, with a construction value of \$378.1 million, representing 836 new dwelling units. Compared to the same period in 2023, this represents a 5.6% increase in the number of building permits, with a 220.59% increase in construction value and an 351.89% increase in the number of dwelling units constructed.

Total permits to construct New Single and Semi-Dwelling Units

As of the end of February 2024, the number of building permits issued for the construction of single and semi-detached dwellings was 30, representing a 9.09% decrease over the same period in 2023.

Number of Applications in Process

As of the end of February 2024, 981 applications are in process, representing approximately \$721.1 million in construction value and an additional 1,145 dwelling units compared with 835 applications, with a construction value of \$611 million and an additional 1,089 dwelling units in the same period in 2023.

Rate of Application Submission

Applications received in February 2024 averaged to 12.15 applications per business day, for a total of 243 applications. Of the applications submitted 17 were for the construction of single detached dwellings and 36 townhouse units.

Permits issued for the month

In February 2024, 243 permits were issued for 463 new dwelling units, totaling a construction value of \$216.2 million.

Inspections – Building

A total of 1,522 inspection requests were received with 1,865 inspections being conducted.

In addition, 21 inspections were completed related to complaints, business licenses, orders and miscellaneous inspections.

Of the 1,522 inspections requested, 99% were conducted within the provincially mandated 48 hour period.

Inspections - Code Compliance

A total of 726 inspection requests were received, with 825 inspections being conducted.

An additional 170 inspections were completed relating to complaints, business licences, orders and miscellaneous inspections.

Of the 726 inspections requested, 99% were conducted within the provincially mandated 48 hour period.

Inspections - Plumbing

A total of 839 inspection requests were received with 1,137 inspections being conducted related to building permit activity.

An additional 3 inspections were completed related to complaints, business licenses, orders and miscellaneous inspections.

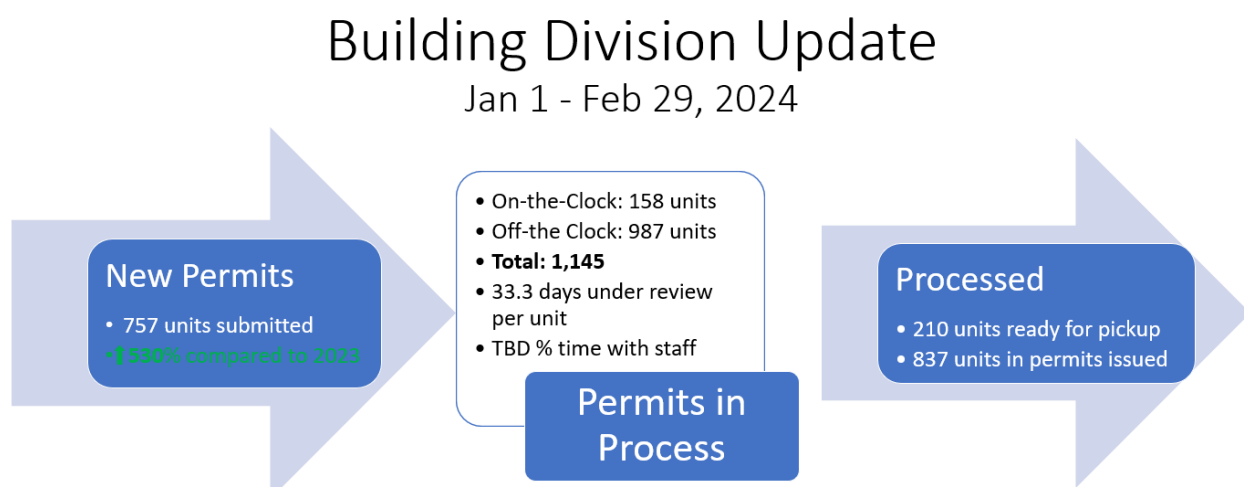
Of the 839 inspections requested, 100% were conducted within the provincially mandated 48 hour period.

2019 - 2021 Permit Data

Additional permit data has been provided in Appendix “A” to reflect 2019 – 2021 permit data.

New Housing Unit Activity

The following diagram provides a simplified summary of building permit activity beginning at the start of the calendar year. It was reported in the October of 2023 in a report titled “London’s Housing Pledge: A Path to 47,000 units by 2031 Update” to the Strategic Priorities and Policy Committee that this figure would be included in future Building Division update reports.



This figure provides a deeper dive into the Permits and Inspections Housing Unit Supply number discussed in the previous section. It shows the inflow and outflow of housing unit permits through the building area on a year-to-date basis and the volume of units in permits that are under review.

3.0 Analysis

Analysis of the February 2024 building permit data shows a strengthening in the housing and building marketplace over the same period in 2023. The City of London saw a 5.6% increase in building permits compared to the same period last year. Construction values have increased substantially by 221%. Single and semi-detached dwellings units in permits have further declined over last year by 9%; however, multi-unit (Duplex, Triplex, Quadplex, Apartment Buildings) have increased by over 1500% resulting in an overall increase in units by over 530%. To date, 2024 has had the strongest yearly start in the last 5-years with permit construction value and the number of units processed having the highest year-to-date values over the 2019-2024 period.

Conclusion

The purpose of this report is to provide Municipal Council with information regarding the building permit issuance and building & plumbing inspection activities for the month of February 2024. Attached as Appendix “A” to this report is a “Summary Listing of Building Construction Activity” for the month of February 2024 as well as “Principle Permits Reports”.

Prepared by: Kyle Wilding
Acting Deputy Chief Building Official
Planning and Economic Development

Submitted by: Scott Mathers, MPA, P.Eng.
Deputy City Manager
Planning and Economic Development

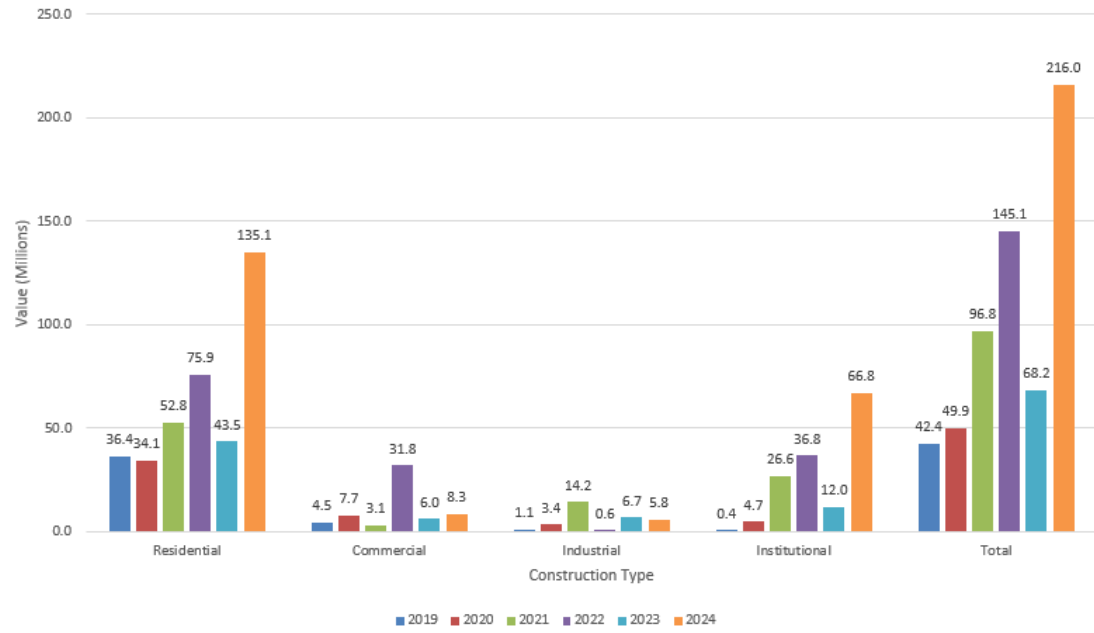
Recommended by: Scott Mathers, MPA, P.Eng.
Deputy City Manager
Planning and Economic Development

APPENDIX "A"

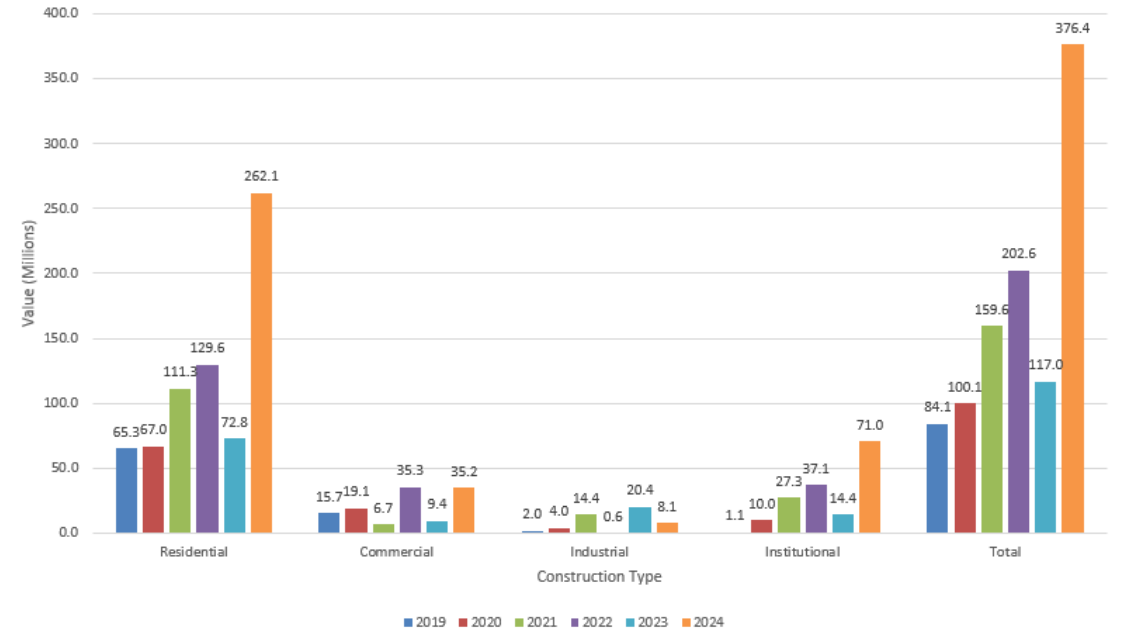
CITY OF LONDON																		
SUMMARY LISTING OF BUILDING CONSTRUCTION ACTIVITY FOR THE MONTH OF FEBRUARY 2024																		
CLASSIFICATION	February 2024			to the end of February 2024			February 2023			to the end of February 2023			February 2022			to the end of February 2022		
	NO. OF PERMITS	CONSTRUCTION VALUE	NO. OF UNITS	NO. OF PERMITS	CONSTRUCTION VALUE	NO. OF UNITS	NO. OF PERMITS	CONSTRUCTION VALUE	NO. OF UNITS	NO. OF PERMITS	CONSTRUCTION VALUE	NO. OF UNITS	NO. OF PERMITS	CONSTRUCTION VALUE	NO. OF UNITS	NO. OF PERMITS	CONSTRUCTION VALUE	NO. OF UNITS
SINGLE DETACHED DWELLINGS	17	10,364,662	17	30	18,141,955	30	18	10,407,589	18	32	18,830,953	32	39	19,673,533	39	126	56,448,053	126
SEMI DETACHED DWELLINGS	0	0	0	0	0	0	0	0	0	1	921,661	2	0	0	0	0	0	0
TOWNHOUSES	6	12,456,342	36	7	16,038,262	44	4	5,818,442	17	12	20,387,123	56	11	17,058,409	75	25	29,072,209	118
DUPLEX, TRIPLEX, QUAD, APT BLDG	3	105,339,715	382	6	213,483,953	704	2	20,906,022	42	2	20,906,022	42	3	29,330,190	103	3	29,330,190	103
RES-ALTER & ADDITIONS	123	6,949,147	28	234	14,458,742	55	134	6,374,596	19	223	11,801,937	38	106	9,868,285	12	238	14,746,980	25
COMMERCIAL - ERECT	0	0	0	1	1,790,400	1	0	0	0	0	0	0	4	31,150,000	0	4	31,150,000	0
COMMERCIAL - ADDITION	2	2,300,000	0	5	2,603,956	0	0	0	0	1	1,000	0	0	0	0	1	500,000	0
COMMERCIAL - OTHER	24	6,038,900	0	63	30,775,610	2	35	6,014,200	15	49	9,373,775	15	11	682,700	0	33	3,686,959	0
INDUSTRIAL - ERECT	0	0	0	0	0	0	0	0	0	0	0	0	0	0	0	0	0	0
INDUSTRIAL - ADDITION	3	5,630,400	0	3	5,630,400	0	1	631,900	0	2	12,810,611	0	0	0	0	0	0	0
INDUSTRIAL - OTHER	3	131,500	0	14	2,487,081	0	5	6,113,127	0	7	7,614,027	0	4	568,000	0	4	568,000	0
INSTITUTIONAL - ERECT	3	55,642,257	0	3	55,642,257	0	0	0	0	0	0	0	1	36,000,000	0	1	36,000,000	0
INSTITUTIONAL - ADDITION	1	8,953,871	0	1	8,953,871	0	0	0	0	0	0	0	0	0	0	0	0	0
INSTITUTIONAL - OTHER	9	2,197,000	0	17	6,374,293	0	10	11,959,800	0	18	14,375,550	0	3	818,000	0	8	1,142,000	0
AGRICULTURE	1	75,000	0	3	1,115,000	0	0	0	0	1	220,000	0	1	250,000	0	1	250,000	0
SWIMMING POOL FENCES	3	120,000	0	8	490,000	0	12	442,000	0	15	537,000	0	11	502,933	0	20	841,933	0
ADMINISTRATIVE	7	44,000	0	14	148,000	0	10	89,000	0	17	169,000	0	9	510,000	0	15	560,000	0
DEMOLITION	13	0	10	22	0	17	4	0	8	19	0	10	12	0	9	17	0	14
SIGNS/CANOPY - CITY PROPERTY	3	0	0	4	0	0	0	0	0	0	0	0	1	0	0	1	0	0
SIGNS/CANOPY - PRIVATE PROPERTY	22	0	0	55	0	0	23	0	0	65	0	0	29	0	0	58	0	0
TOTALS	243	216,242,794	463	490	378,133,780	836	258	68,756,676	111	464	117,948,659	185	245	146,412,050	229	555	204,296,324	372

CLASSIFICATION	February 2021			to the end of February 2021			February 2020			to the end of February 2020			February 2019			to the end of February 2019		
	NO. OF PERMITS	CONSTRUCTION VALUE	NO. OF UNITS	NO. OF PERMITS	CONSTRUCTION VALUE	NO. OF UNITS	NO. OF PERMITS	CONSTRUCTION VALUE	NO. OF UNITS	NO. OF PERMITS	CONSTRUCTION VALUE	NO. OF UNITS	NO. OF PERMITS	CONSTRUCTION VALUE	NO. OF UNITS	NO. OF PERMITS	CONSTRUCTION VALUE	NO. OF UNITS
SINGLE DETACHED DWELLINGS	82	37,231,400	82	185	81,567,700	184	60	26,144,600	60	111	49,251,120	111	42	17,129,600	42	78	32,892,510	78
SEMI DETACHED DWELLINGS	0	0	0	0	0	0	0	0	0	0	0	0	0	0	0	0	0	0
TOWNHOUSES	12	11,709,800	36	21	15,910,600	48	6	2,384,500	6	16	7,063,900	22	21	15,523,460	75	29	22,000,890	104
DUPLEX, TRIPLEX, QUAD, APT BLDG	0	0	0	0	0	0	0	0	0	0	0	0	0	0	0	1	1,250,000	0
RES-ALTER & ADDITIONS	103	3,862,500	9	213	13,809,560	18	99	5,595,575	2	196	10,701,475	8	78	3,727,530	6	207	9,127,810	11
COMMERCIAL - ERECT	0	0	0	1	976,500	0	1	940,000	0	1	940,000	0	2	1,329,480	0	2	1,329,480	0
COMMERCIAL - ADDITION	0	0	0	0	0	0	2	2,001,800	0	2	2,001,800	0	0	0	0	1	2,500,000	0
COMMERCIAL - OTHER	23	3,141,614	0	46	5,674,814	0	28	4,799,000	0	76	16,127,506	0	31	3,161,600	0	76	11,848,320	0
INDUSTRIAL - ERECT	2	14,195,000	0	2	14,195,000	0	1	3,000,000	0	1	3,000,000	0	0	0	0	1	100,000	0
INDUSTRIAL - ADDITION	0	0	0	0	0	0	1	118,800	0	1	118,800	0	2	65,000	0	2	65,000	0
INDUSTRIAL - OTHER	2	51,000	0	6	159,800	0	3	261,000	0	11	890,500	0	8	1,063,200	0	15	1,873,700	0
INSTITUTIONAL - ERECT	1	12,000,000	0	1	12,000,000	0	0	0	0	1	575,000	0	0	0	0	0	0	0
INSTITUTIONAL - ADDITION	1	1,663,386	0	2	1,763,386	0	0	0	0	1	2,000,000	0	0	0	0	0	0	0
INSTITUTIONAL - OTHER	7	12,977,100	0	12	13,507,100	0	9	4,657,500	0	19	7,412,000	0	9	403,670	0	15	1,141,670	0
AGRICULTURE	0	0	0	0	0	0	0	0	0	1	100,000	0	0	0	0	1	10,000	0
SWIMMING POOL FENCES	26	771,600	0	35	1,065,100	0	7	269,000	0	9	314,000	0	2	83,000	0	3	98,000	0
ADMINISTRATIVE	5	80,000	0	10	80,000	0	2	0	0	6	0	0	5	0	0	12	0	0
DEMOLITION	8	0	6	8	0	6	6	0	4	14	0	9	2	0	1	11	0	6
SIGNS/CANOPY - CITY PROPERTY	2	0	0	4	0	0	0	0	0	0	0	0	2	0	0	7	0	0
SIGNS/CANOPY - PRIVATE PROPERTY	29	0	0	56	0	0	19	0	0	67	0	0	49	0	0	67	0	0
TOTALS	303	97,683,400	133	602	160,709,560	256	244	50,171,775	68	533	100,496,101	141	253	42,486,540	123	528	84,237,380	193

Construction Value of Building Permits (February)



Construction Value of Building Permits (Jan - Feb)





City of London - Building Division

Principal Permits Issued from February 1, 2024 to February 29, 2024

Owner	Project Location	Proposed Work	No. of Units	Construction Value
	1040 Trafalgar St	(statcan) Alter - Duplex ALTER TO REPAIR FIRE DAMAGE. **ORDER TO MAKE SAFE - US1350592**	0	144,640
BOARDWALK REIT PROPERTIES BOARDWALK REIT PROPERTIES	106 Base Line Rd W 1001	(statcan) Alter - Garage for Apartment Building Concrete repairs and waterproofing replacement for aboveground parking garage Shell Permit Only –Provide sealed design for the new concrete stairs, including design loads and references to Building Code/CSA standards; design for the new steel stairs, including design loads and references to Building Code/CSA standards and the engineering design for the metal guards and handrails, including design loads and references to Building Code/CSA standards to the Building Division for review prior to work in these areas.	0	1,500,000
STORMFISHER ENVIRONMENTAL LTD STORMFISHER ENVIRONMENTAL LTD	1087 Green Valley Rd	(statcan) Add (Non-Residential) - Non-Residential Accessory Building South Pumphouse: Non-occupied addition to existing Pumphouse	0	335,000
STORMFISHER ENVIRONMENTAL LTD STORMFISHER ENVIRONMENTAL LTD	1087 Green Valley Rd	(statcan) Add (Non-Residential) - Non-Residential Accessory Building Addition to west pumphouse	0	500,000
UNIVERSITY OF WESTERN ONTARIO BOARD OF GOVERNORS UNIVERSITY OF WESTERN ONTARIO-BOARD OF GOVERNORS	1137 Western Rd	(statcan) Add (Non-Residential) - University *** ISSUED TO FOUNDATION ONLY** ADD 2 STOREY ADDITION TO SIDE OF existing Faculty of Education building to support a Child and Youth Development Clinic.	0	8,953,871
WESTERN UNIVERSITY WESTERN UNIVERSITY	1151 Richmond St	(statcan) Alter - University ALTER 5TH FLOOR OF WELDON LIBRARY	0	950,000
CANADIAN COMMERCIAL INC. CANADIAN COMMERCIAL (CAMBRIDGE) INC.	1225 Wonderland Rd N	(statcan) Add (Non-Residential) - Retail Store Add to building for existing Goodwill expansion.	0	800,000
LONDON SUMMERSIDE CORP. LONDON SUMMERSIDE CORP.	1305 Commissioners Rd E	(statcan) Alter - Indoor Swimming Pools INTERIOR TENANT FIT-UP FOR SWIMMING POOL	0	1,773,800
2560334 ONTARIO INC 2560334 ONTARIO INC	135 Villagewalk Blvd	Install - Sanitary or Storm sewer - Site Services Install services only for commercial plaza		281,000
LONDON DISTRICT CATHOLIC (C/O LONDON BRIDGE CHILD CARE)	1370 Huron St	(statcan) Erect - Schools Elementary, Kindergarten New one storey family and child care centre location on the LDCSB St. Anne Catholic Elementary school property west of the existing school	0	4,431,120
ALEXANDRE DA COSTA SOUTHBRIDGE HEALTH CARE GP INC.	1390 Dundas St	Install - Nursing Homes Install retaining wall		133,000



City of London - Building Division

Principal Permits Issued from February 1, 2024 to February 29, 2024

Owner	Project Location	Proposed Work	No. of Units	Construction Value
BRAD SCHARRINGA SCHARRINGA CONSTRUCTION	1451 Trafalgar St	(statcan) Add (Residential) - Four-Plex ADD - FOR 2 STOREY ADDITION, CONVERT TO 4 UNIT DWELLINGS, W/ STRUCT, PLUMB, HVAC	3	885,510
Don DE Jong THAMES VILLAGE JOINT VENTURE CORP. C/O TRIDON MANAGEMENT LTD.	1525 Chickadee Trail C	(statcan) Erect - Street Townhouse - Condo ERECT NEW TOWNHOUSE BLOCK - BLDG C, 5 UNITS 12,13,14,15,16, 2 STOREYS, 1 CAR GARAGE, 3 BEDROOMS, UNFINISHED BASEMENT, NO A/C, UNCOVERED DECK, SB-12 A1, HRV & DWHR REQUIRED.	5	1,636,602
CF REALTY HLDG INC., FAIRVIEW CORP CF REALTY HLDG INC., C/O CADILLAC FAIRVIEW CORP	1680 Richmond St	(statcan) Alter - Restaurant <= 30 People UNIT L053A: SPRINKLER ALTERATIONS TO MANCHU WOK. APPLICANT INDICATED ALL MECHANICAL AND PLUMBING TO REMAIN EXISTING. ONLY FLOOR AND WALL FINISHES TO BE COMPLETED. REVISIONS TO BE SUBMITTED FOR ANY ALTERATIONS REQUIRING A PERMIT.	0	200,000
Cf/Realty Holdings Inc C/O Cadillac Fairview Corp	1680 Richmond St	(statcan) Alter - Retail Store ALTER FOR 2ND FLOOR TENANT FIT UP - UNIT CRU-U048A ENVY + GRACE	0	253,500
Cf/Realty Holdings Inc C/O Cadillac Fairview Corp	1680 Richmond St	(statcan) Alter - Retail Store ALTER RETAIL UNIT 27B - CARAT JEWELLERS	0	250,000
YORK DEVELOPMENTS YORK DEVELOPMENTS	1761 Wonderland Rd N	(statcan) Erect - Apartment Building ERECT 17 STOREY APARTMENT BUILDING ***Shell permit only*** To go to full: 1. Provide stairs, guards and handrails shop drawings. 2. Provide access ladder shop drawings. 3. Sprinkler Shop drawings to be submitted 4. ITC form to be completed and submitted	236	67,000,000
Yorkmac Property Managment Inc	182 York St	(statcan) Alter - Restaurant INTERIOR FIT UP FOR RESTAURANT. SHELL PERMIT ONLY. Provide commercial cooking hood suppression shop drawings. Provide revised basement fire separation details as noted on the Architectural Plans. NO WORK TO PROCEED ON FIRE SEPARTION OR COOKING HOOD/SUPPRESSION UNTIL SUCH DRAWINGS ARE SUBMITTED, REVIEWED AND APPROVED.	0	256,500
URBAN SIGNATURE HOMES URBAN SIGNATURE HOMES	235 Kennington Way E	(statcan) Erect - Townhouse - Condo ERECT 6 UNIT TOWNHOUSE BLOCK, 3 STOREY, BLDG E, DPNs 35, 37, 39, 41, 43, & 45.	6	2,457,270
MOHAMED ABDULREHMAN CARDINAL HOMES INC.	2500 Main St A	(statcan) Erect - Townhouse - Condo ERECT NEW TOWNHOUSE BLOCK - BLDG A, 8 UNITS DPN 1,3,5,7,9,11,13 & 15, 3 STOREY, 1 CAR GARAGE, 3 BEDROOMS, A/C INCLUDED, UNCOVERED, DECK, SB-12 A5, HRV & DWHR REQUIRED	8	2,920,602
CARLOS HENRIQUEZ THAMES VALLEY DISTRICT SCHOOL BOARD	2770 Buroak Dr	(statcan) Erect - Schools Elementary, Kindergarten ERECT 2 STOREY ELEMENTARY SCHOOL W/ DAYCARE **FOUNDATION PERMIT ONLY - NO ABOVE GRADE WORKS**	0	27,211,137



City of London - Building Division

Principal Permits Issued from February 1, 2024 to February 29, 2024

Owner	Project Location	Proposed Work	No. of Units	Construction Value
RAY GIVENS 2258141 ONTARIO INC	327 Sovereign Rd	(statcan) Add (Non-Residential) - Plant for Manufacturing ID - ADDITION TO EXISTING MANUFACTURING PLANT	0	4,795,400
OLD OAK PROPERTIES INC OLD OAK PROPERTIES INC	3343 Morgan Ave	Install - Apartment Building New construction install Retaining Wall Guardrail on a Permacon Grande Wall	0	110,000
Thames Valley District School Board	3370 Regiment Rd	(statcan) Erect - Schools Elementary, Kindergarten Construction of a new three storey elementary school with child care centre	0	24,000,000
YORK DEVELOPMENTS YORK DEVELOPMENTS	3425 Grand Oak Cross F	(statcan) Erect - Townhouse - Rental Construct Two Storey residential Town homes.	4	1,966,463
ALI SOUFAN WONDERLAND GATEWAY CENTRE INC.	3429 Wonderland Rd S	(statcan) Alter - Restaurant Interior alterations to existing building to build Halibut House Fish and Chips - full service restaurant	0	300,000
VICTORIA HOSPITAL CORPORATION	351 Hill St	(statcan) Erect - Apartment Building 93 Unit apartment building with affordable housing (5 storey), Group C, non-combustible construction, sprinklered. Building to be situated above a parking garage 1 storey below grade (not part of this permit application). Shell Permit Only – Provide sealed Balcony Guards, Borden Grating, Stair Guards and Handrails shop drawings to the Building Division for review before work in these areas.	94	23,700,000
THE IRONSTONE BUILDING COMPANY INC.	530 Gatestone Rd A	(statcan) Erect - Street Townhouse - Condo ERECT 2 STOREY, 7 UNIT TOWNHOUSE BLOCK BLDG A, DPNS 514, 516, 518, 520, 522, 524, 526	7	2,232,400
CAPTAIN GENERATION - MALL LIMITED	530 Oxford St W	(statcan) Alter - Beauty Parlours UNIT 1C - INTERIOR FIT UP FOR NAIL SALON	0	158,700
CAPTAIN GENERATION - MALL LIMITED	530 Oxford St W	(statcan) Alter - Super Market ALTER INTERIOR FOR T&T SUPERMARKET	0	1,742,000
ZEPHIR REAL ESTATE INC ZEPHIR REAL ESTATE INC	538 Colborne St	(statcan) Alter - Triplex To create 2 additional residential units as per sec. 4.37 of zoning by-law Z-1	2	150,000
LIUNA 1059 TRAINING FUND MANAGEMENT INC. LIUNA 1059 TRAINING FUND MANAGEMENT INC.	635 Wilton Grove Rd	(statcan) Alter - Private School - Post Secondary Provide additional training centre classroom, washroom and administrative space within the existing (obsolete) second floor mechanical/chiller room space. ***SHELL PERMIT*** provide sprinkler shop drawing and GRCC.	0	650,000
	65 Agincourt Gdns	(statcan) Alter - Duplex ALTER TO CREATE ADU IN BASEMENT	1	112,176



City of London - Building Division

Principal Permits Issued from February 1, 2024 to February 29, 2024

Owner	Project Location	Proposed Work	No. of Units	Construction Value
BIRCHWOOD HOMES (911578 ONTARIO LTD.) BIRCHWOOD HOMES (911578 ONTARIO LTD.)	6711 Royal Magnolia Ave D	(statcan) Erect - Street Townhouse - Rental ERECT NEW TOWNHOUSE BLOCK - BLDG D, 6 UNITS DPN 6663, 6667, 6671, 6675, 6679, 6683, 2 STOREY, 1 CAR GARAGE, 3 BEDROOMS, UNFINISHED BASEMENT, NO A/C, COVERED PORCH, SB-12 A1, HRV & DWHR REQUIRED	6	1,243,005
BOLER MOUNTAIN BOLER MOUNTAIN	689 Griffith St	(statcan) Add (Non-Residential) - Recreation Centre Ski Rental Addition - Boler Mountain ***Shell permit only*** To go to full permit : 1. Provide opening framing into existing rental area. 2. Provide stairs, guardrails and handrails shop drawings at exterior stairs, ramps and roof. 3. Submit the proposed ramps framing, along with details on the design live loads utilized.	0	1,500,000
LONDON HEALTH SCIENCES CENTRE LONDON HEALTH SCIENCES CENTRE	800 Commissioners Rd E	(statcan) Alter - Hospitals Domestic Water Upgrades to Zone D	0	140,000
LONDON HEALTH SCIENCES CENTRE LONDON HEALTH SCIENCES CENTRE	800 Commissioners Rd E	(statcan) Alter - Hospitals Interior alteration to 5 patient care shower stalls at Victoria Hospital	0	300,000
TALU PROPERTIES INC. TALU PROPERTIES INC.	830 Chelton Rd	(statcan) Erect - Apartment Building Erect 5 storey apartment building	52	14,639,715
GVR INVESTMENTS LTD	960 Green Valley Rd	(statcan) Alter - Office and storage Partition off from an existing warehouse corner and create a secure storage area from the warehouse. Condition the space with new HVAC system.	0	270,000

Total Permits 39 Units 424 Value 200,883,411

* Includes all permits over \$100,000, except for single and semi-detached dwellings.