

## Report to Planning & Environment Committee

**To:** Chair and Members  
Planning & Environment Committee  
**From:** Scott Mathers, MPA, P.Eng.  
Deputy City Manager  
Planning and Economic Development  
**Subject:** Building Division Monthly Report January 2024  
**Date:** March 19, 2024

## Recommendation

That the report dated February 2024 entitled “Building Division Monthly Report January 2024”, **BE RECEIVED** for information.

## Executive Summary

The Building Division is responsible for the administration and enforcement of the *Ontario Building Code Act* and the *Ontario Building Code*. Related activities undertaken by the Building Division include the processing of building permit applications and inspections of associated construction work. The Building Division also issues sign and pool fence permits. The purpose of this report is to provide Municipal Council with information related to permit issuance and inspection activities for the month of January 2024.

## Linkage to the Corporate Strategic Plan

Growing our Economy

- London is a leader in Ontario for attracting new jobs and investments.

Leading in Public Service

- The City of London is trusted, open, and accountable in service of our community.
- Improve public accountability and transparency in decision making.

## Analysis

### 1.0 Background Information

This report provides information on permit and associated inspection activities for the month of January 2024. Attached as Appendix “A” to this report is a “Summary Listing of Building Construction Activity for the Month of January 2024”, as well as respective “Principle Permits Reports”.

### 2.0 Discussion and Considerations

2.1 Building permit data and associated inspection activities – **January 2024**

#### Permits Issued to the end of the Month

As of January 2024, a total of 247 permits were issued, with a construction value of \$161.9 million, representing 373 new dwelling units. Compared to the same period in 2023, this represents a 18.8% increase in the number of building permits, with a 212.8% increase in construction value and a 372.2% increase in the number of dwelling units constructed.

### **Total permits to construct New Single and Semi-Dwelling Units**

As of the end of January 2024, the number of building permits issued for the construction of single and semi-detached dwellings was 13, representing a 13.3% decrease over the same period in 2023.

### **Number of Applications in Process**

As of the end of January 2024, 975 applications are in process, representing approximately \$859.8 million in construction value and an additional 1,230 dwelling units compared with 859 applications, with a construction value of \$581 million and an additional 1,022 dwelling units in the same period in 2023.

### **Rate of Application Submission**

Applications received in January 2024 averaged to 11.2 applications per business day, for a total of 247 applications. Of the applications submitted, 13 were for the construction of single detached dwellings and 8 townhouse units.

### **Permits issued for the Month**

In January 2024, 247 permits were issued for 373 new dwelling units, totaling a construction value of \$161.9 million.

### **Inspections – Building**

A total of 1,225 inspection requests were received with 1,344 inspections being conducted.

In addition, 22 inspections were completed related to complaints, business licenses, orders, and miscellaneous inspections.

Of the 1,225 inspections requested, 98% were conducted within the provincially mandated 48-hour period.

### **Inspections - Code Compliance**

A total of 769 inspection requests were received, with 801 inspections being conducted.

An additional 118 inspections were completed relating to complaints, business licences, orders, and miscellaneous inspections.

Of the 769 inspections requested, 97% were conducted within the provincially mandated 48-hour period.

### **Inspections - Plumbing**

A total of 652 inspection requests were received with 849 inspections being conducted related to building permit activity.

An additional 1 inspection was completed related to complaints, business licenses, orders, and miscellaneous inspections.

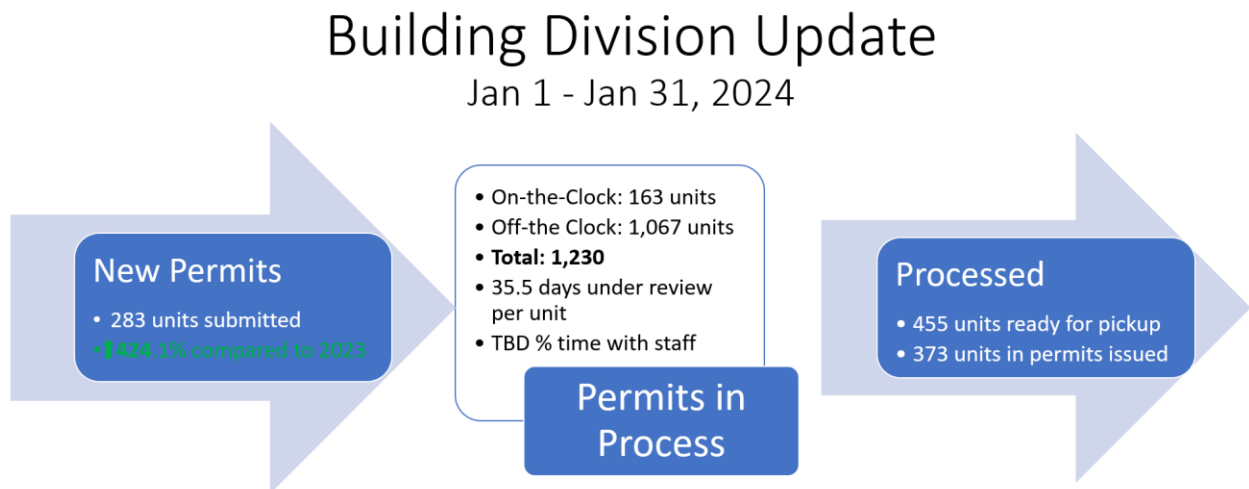
Of the 652 inspections requested, 100% were conducted within the provincially mandated 48-hour period.

## 2019 - 2021 Permit Data

Additional permit data has been provided in Appendix “A” to reflect 2019 – 2021 permit data.

## New Housing Unit Activity

The following diagram provides a simplified summary of building permit activity beginning at the start of the calendar year. It was reported in the October of 2023 in a report titled “London’s Housing Pledge: A Path to 47,000 units by 2031 Update” to the Strategic Priorities and Policy Committee that this figure would be included in future Building Division update reports.



This figure provides a deeper dive into the Permits and Inspections Housing Unit Supply number discussed in the previous section. It shows the inflow and outflow of housing unit permits through the building area on a year-to-date basis and the volume of units in permits that are under review.

## **3.0 Analysis**

January 2024 building permit data was strong in comparison to 2023 and showed highlights in total building permits, construction values and number of dwelling units. The City of London saw a 18.75% increase in building permits when compared to January 2023. Construction values increased significantly at 212.8%. Single and semi-detached dwelling units have declined 13.3% over last year; however, the strong multi-unit (Duplex, Triplex, Quadplex, Apartment Buildings) performance has added to an overall increase in units issued by over 370%. January 2024 has had stronger permit numbers for units processed when compared to values over the 2019-2024 period.

## **Conclusion**

The purpose of this report is to provide Municipal Council with information regarding the building permit issuance and building & plumbing inspection activities for the month of January 2024. Attached as Appendix “A” to this report is a “Summary Listing of Building Construction Activity” for the month of January 2024 as well as “Principle Permits Reports”.

**Prepared by:** Kyle Wilding  
Acting Deputy Chief Building Official  
Planning and Economic Development

**Submitted by:** Scott Mathers, MPA, P.Eng.  
Deputy City Manager  
Planning and Economic Development

**Recommended by:** Scott Mathers, MPA, P.Eng.  
Deputy City Manager  
Planning and Economic Development

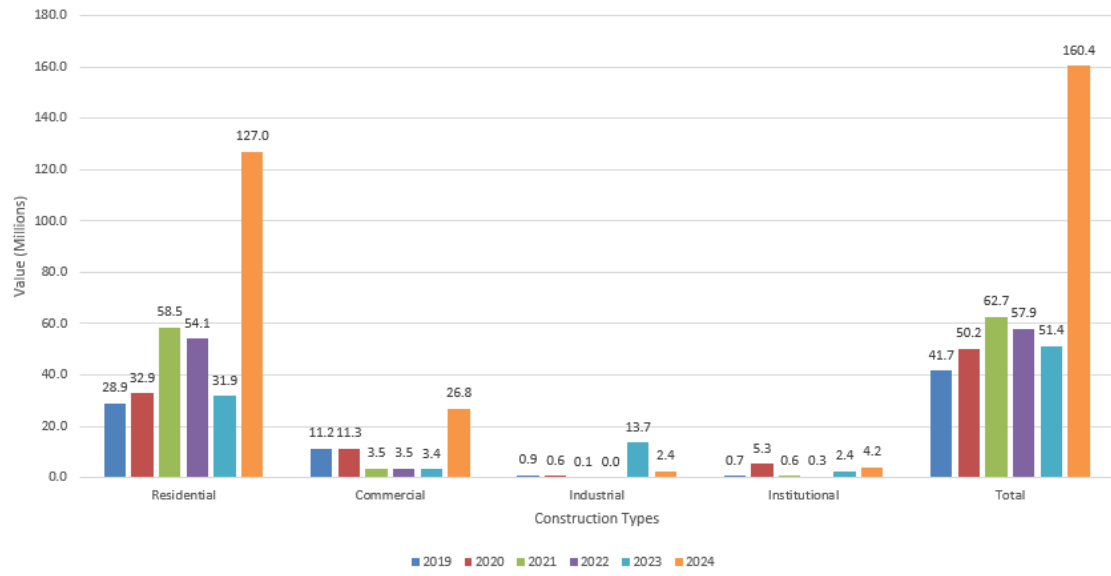
APPENDIX "A"

CITY OF LONDON  
SUMMARY LISTING OF BUILDING CONSTRUCTION ACTIVITY FOR THE MONTH OF JANUARY 2024

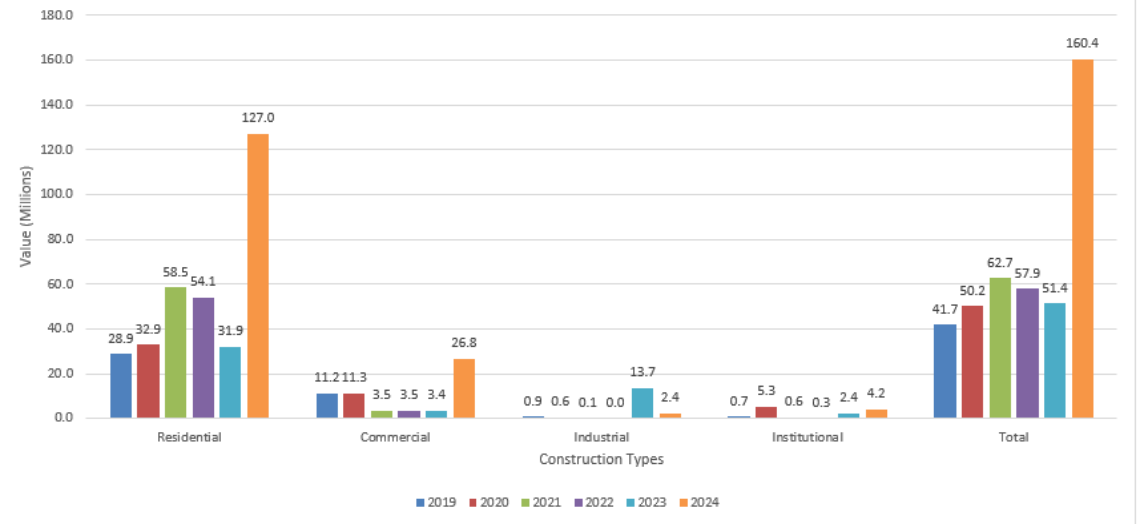
CLASSIFICATION	January 2024			to the end of January 2024			January 2023			to the end of January 2023			January 2022			to the end of January 2022		
	NO. OF PERMITS	CONSTRUCTION VALUE	NO. OF UNITS	NO. OF PERMITS	CONSTRUCTION VALUE	NO. OF UNITS	NO. OF PERMITS	CONSTRUCTION VALUE	NO. OF UNITS	NO. OF PERMITS	CONSTRUCTION VALUE	NO. OF UNITS	NO. OF PERMITS	CONSTRUCTION VALUE	NO. OF UNITS	NO. OF PERMITS	CONSTRUCTION VALUE	NO. OF UNITS
SINGLE DETACHED DWELLINGS	13	7,777,293	13	13	7,777,293	13	14	8,423,364	14	14	8,423,364	14	87	36,774,520	87	87	36,774,520	87
SEMI DETACHED DWELLINGS	0	0	0	0	0	0	1	921,661	2	1	921,661	2	0	0	0	0	0	0
TOWNHOUSES	1	3,581,920	8	1	3,581,920	8	9	16,330,716	44	9	16,330,716	44	15	12,446,800	44	15	12,446,800	44
DUPLEX, TRIPLEX, QUAD, APT BLDG	3	108,144,238	322	3	108,144,238	322	0	0	0	0	0	0	0	0	0	0	0	0
RES-ALTER & ADDITIONS	111	7,509,595	27	111	7,509,595	27	90	6,228,049	19	90	6,228,049	19	132	4,878,695	13	132	4,878,695	13
COMMERCIAL -ERECT	1	1,790,400	1	1	1,790,400	1	0	0	0	0	0	0	0	0	0	0	0	0
COMMERCIAL - ADDITION	3	303,956	0	3	303,956	0	1	1,000	0	1	1,000	0	1	500,000	0	1	500,000	0
COMMERCIAL - OTHER	39	24,736,710	2	39	24,736,710	2	14	3,359,575	0	14	3,359,575	0	22	3,004,259	0	22	3,004,259	0
INDUSTRIAL - ERECT	0	0	0	0	0	0	0	0	0	0	0	0	0	0	0	0	0	0
INDUSTRIAL - ADDITION	0	0	0	0	0	0	1	12,178,711	0	1	12,178,711	0	0	0	0	0	0	0
INDUSTRIAL - OTHER	11	2,355,581	0	11	2,355,581	0	2	1,500,900	0	2	1,500,900	0	0	0	0	0	0	0
INSTITUTIONAL - ERECT	0	0	0	0	0	0	0	0	0	0	0	0	0	0	0	0	0	0
INSTITUTIONAL - ADDITION	0	0	0	0	0	0	0	0	0	0	0	0	0	0	0	0	0	0
INSTITUTIONAL - OTHER	8	4,177,293	0	8	4,177,293	0	8	2,415,750	0	8	2,415,750	0	5	324,000	0	5	324,000	0
AGRICULTURE	2	1,040,000	0	2	1,040,000	0	1	220,000	0	1	220,000	0	0	0	0	0	0	0
SWIMMING POOL FENCES	5	370,000	0	5	370,000	0	3	95,000	0	3	95,000	0	9	339,000	0	9	339,000	0
ADMINISTRATIVE	7	104,000	0	7	104,000	0	7	80,000	0	7	80,000	0	6	50,000	0	6	50,000	0
DEMOLITION	9	0	7	9	0	7	15	0	8	15	0	8	5	0	5	5	0	5
SIGNS/CANOPY - CITY PROPERTY	1	0	0	1	0	0	0	0	0	0	0	0	0	0	0	0	0	0
SIGNS/CANOPY - PRIVATE PROPERTY	33	0	0	33	0	0	42	0	0	42	0	0	29	0	0	29	0	0
<b>TOTALS</b>	<b>247</b>	<b>161,890,986</b>	<b>373</b>	<b>247</b>	<b>161,890,986</b>	<b>373</b>	<b>208</b>	<b>51,754,726</b>	<b>79</b>	<b>208</b>	<b>51,754,726</b>	<b>79</b>	<b>311</b>	<b>58,317,274</b>	<b>144</b>	<b>311</b>	<b>58,317,274</b>	<b>144</b>

CLASSIFICATION	January 2021			to the end of January 2021			January 2020			to the end of January 2020			January 2019			to the end of January 2019		
	NO. OF PERMITS	CONSTRUCTION VALUE	NO. OF UNITS	NO. OF PERMITS	CONSTRUCTION VALUE	NO. OF UNITS	NO. OF PERMITS	CONSTRUCTION VALUE	NO. OF UNITS	NO. OF PERMITS	CONSTRUCTION VALUE	NO. OF UNITS	NO. OF PERMITS	CONSTRUCTION VALUE	NO. OF UNITS	NO. OF PERMITS	CONSTRUCTION VALUE	NO. OF UNITS
SINGLE DETACHED DWELLINGS	102	44,093,300	102	102	44,093,300	102	51	23,106,520	51	51	23,106,520	51	36	15,764,000	36	36	15,764,000	36
SEMI DETACHED DWELLINGS	0	0	0	0	0	0	0	0	0	0	0	0	0	0	0	0	0	0
TOWNHOUSES	9	4,200,800	12	9	4,200,800	12	10	4,679,400	16	10	4,679,400	16	8	6,478,000	29	8	6,478,000	29
DUPLEX, TRIPLEX, QUAD, APT BLDG	0	0	0	0	0	0	0	0	0	0	0	0	1	1,250,000	0	1	1,250,000	0
RES-ALTER & ADDITIONS	111	10,190,060	9	111	10,190,060	9	97	5,105,900	6	97	5,105,900	6	129	5,407,000	5	129	5,407,000	5
COMMERCIAL - ERECT	1	976,500	0	1	976,500	0	0	0	0	0	0	0	0	0	0	0	0	0
COMMERCIAL - ADDITION	0	0	0	0	0	0	0	0	0	0	0	0	1	2,500,000	0	1	2,500,000	0
COMMERCIAL - OTHER	23	2,533,200	0	23	2,533,200	0	48	11,328,506	0	48	11,328,506	0	45	8,688,000	0	45	8,688,000	0
INDUSTRIAL - ERECT	0	0	0	0	0	0	0	0	0	0	0	0	1	100,000	0	1	100,000	0
INDUSTRIAL - ADDITION	0	0	0	0	0	0	0	0	0	0	0	0	0	0	0	0	0	0
INDUSTRIAL - OTHER	4	108,800	0	4	108,800	0	8	629,500	0	8	629,500	0	7	811,000	0	7	811,000	0
INSTITUTIONAL - ERECT	0	0	0	0	0	0	1	575,000	0	1	575,000	0	0	0	0	0	0	0
INSTITUTIONAL - ADDITION	1	100,000	0	1	100,000	0	1	2,000,000	0	1	2,000,000	0	0	0	0	0	0	0
INSTITUTIONAL - OTHER	5	530,000	0	5	530,000	0	10	2,754,500	0	10	2,754,500	0	6	738,000	0	6	738,000	0
AGRICULTURE	0	0	0	0	0	0	1	100,000	0	1	100,000	0	1	10,000	0	1	10,000	0
SWIMMING POOL FENCES	9	293,500	0	9	293,500	0	2	45,000	0	2	45,000	0	1	15,000	0	1	15,000	0
ADMINISTRATIVE	5	0	0	5	0	0	4	0	0	4	0	0	7	0	0	7	0	0
DEMOLITION	0	0	0	0	0	0	8	0	5	8	0	5	9	0	5	9	0	5
SIGNS/CANOPY - CITY PROPERTY	2	0	0	2	0	0	0	0	0	0	0	0	5	0	0	5	0	0
SIGNS/CANOPY - PRIVATE PROPERTY	27	0	0	27	0	0	48	0	0	48	0	0	18	0	0	18	0	0
<b>TOTALS</b>	299	63,026,160	123	299	63,026,160	123	289	50,324,326	73	289	50,324,326	73	275	41,761,000	70	275	41,761,000	70

Construction Value of Building Permits (January)



Construction Value of Building Permits





**City of London - Building Division**

**Principal Permits Issued from January 1, 2024 to January 31, 2024**

Owner	Project Location	Proposed Work	No. of Units	Construction Value
COMMONWEALTH PLYWOOD CO LTD	1010 Green Valley Rd	(statcan) Alter - Warehousing Re-building existing tornado demolished building. Shell Permit Only – Provide sealed wall panels, and canopy to the Building Division for review before work in these areas.	0	1,000,000
1551650 Ontario Ltd	1066 Adelaide St N	(statcan) Alter - Restaurant SHELL PERMIT ONLY. New commercial cooking hood with suppression system (provide suppression shop drawing). Reno to Existing Restaurant-84 seats	0	150,000
LONDON CITY C/O MANAGER REALTY SERVICES	109 Greenside Ave	(statcan) Alter - Non-Residential Accessory Building ID - Interior alter for HVAC upgrades including some doors/lintels in ancillary building B10.	0	570,000
WHITE OAKS SHOPPING CENTRE INC	1105 Wellington Rd	(statcan) Alter - Retail Store NEW TENANT - COBS BREAD - INTERIOR ALTERATIONS	0	396,000
TIM DONUT LIMITED C/O THE TDL GROUP CORP	1181 Highbury Ave N	(statcan) Alter - Restaurant Interior alteration of an existing suite including plumbing, HVAC, and electrical work.	0	250,000
2355907 Ontario Inc	1235 Richmond St	(statcan) Alter - Apartment Building INTERIOR ALTERATIONS TO RETAIL STORE ON THE MAIN FLOOR SHELL PERMIT ONLY - PERMIT 13-003898 STILL OPEN FOR FIRE PROTECTION DEFICIENCIES. Provide fire alarm audible signal within floor area. Provide sprinkler shop drawing and fire hose station (GRCC provided).	0	120,800
OXBURY CENTRE INC. OXBURY CENTRE INC.	1299 Oxford St E	(statcan) Alter - Restaurant Change of Use -Interior Alterations for Noodle Box Restaurant at unit 45	0	138,000
SIFTON LIMITED SIFTON PROPERTIES LIMITED	1325 Riverbend Rd	(statcan) Alter - Retail Store interior fit up of UNIT 190 TO CREATE Aisle 24 unattended market	0	150,000
	134 Wortley Rd	(statcan) Erect - Bake Shop Construct 2 storey building + basement. -Artisan Workshop on main floor and basement, and second floor apartment.	1	1,790,400
LONDON & MIDDLESEX COMMUNITY HOUSING LONDON & MIDDLESEX COMMUNITY HOUSING INC	136 Albert St	(statcan) Alter - Apartment - Condo Repair fire separation on walls and ceilings as well as repair interior and exterior wall components as required, as too return apartment to pre-fire condition.	0	104,932





City of London - Building Division

Principal Permits Issued from January 1, 2024 to January 31, 2024

Owner	Project Location	Proposed Work	No. of Units	Construction Value
NICOLE HORTON HIGHPOINT PROPERTY MANAGEMENT CORPORATION	140 Conway Dr	(statcan) Alter - Apartment Building repair balconies waterproof with new guards. ***Shell Permit Only. Provide guardrails shop drawings before going to full.***	0	130,555
NICOLE HORTON HIGHPOINT PROPERTY MANAGEMENT CORPORATION	144 Conway Dr	(statcan) Alter - Apartment Building balcony repairs waterproofing and new guards ***Shell Permit Only. Provide guardrails shop drawings before going to full.***	0	130,550
NICOLE HORTON HIGHPOINT PROPERTY MANAGEMENT CORPORATION	148 Conway Dr	(statcan) Alter - Apartment Building Balcony repairs waterproofing and new guards ***Shell Permit Only. Provide guardrails shop drawings before going to full.***	0	130,550
SUMMIT PROPERTIES INC	148 Fullarton St	(statcan) Alter - Offices Expansion of Suite 1400 at 148 Fullarton Street	0	200,000
SUMMIT PROPERTIES INC	1503 Jim Allen Way	Install Inground Pool Fence - Pool Fence Permit - Inground		105,000
RICHMOND & FANSHAWE CENTRE INC	1673 Richmond St	(statcan) Alter - Retail Plaza Erect exterior wall (inclusive of foundation) following a partial demolition - demolition under a separate permit 23-029042 . Total length of wall is 19.61 meters.	0	150,000
Cf/Realty Holdings Inc C/O Cadillac Fairview Corp	1680 Richmond St	(statcan) Alter - Restaurant ALTER FOOD COURT RESTAURANT - KOYA JAPAN	0	200,000
Cf/Realty Holdings Inc C/O Cadillac Fairview Corp	1680 Richmond St	(statcan) Alter - Retail Store ALTER FOOD COURT AND 1ST AND 2ND FLOOR WASHROOMS. TO GO FULL PROVIDE (1) sealed connection between the roll-up grill and the post and roll-up grill door shop drawings (2) P.Eng sealed sprinkler shop drawings and hydraulic calculations	0	900,000
PAM GARDENS NON PROFIT HOUSING INC.	191 Commissioners Rd W	Install - Apartment Building INSTALL RETAINING WALL		250,000
Centurion Apartment Properties (205 Oxford) Inc.	205 Oxford St E	(statcan) Alter - Office Complex-Apartments/Office Conversion of existing commercial units to residential units on 2nd floor	2	250,000
VENIZELOS ANASTASIASDIS ONE PLANT MASONVILLE	209 John St	(statcan) Alter - Restaurant The steel staircase on on the north side of the building leading to the second floor And the freezer on the patio.	0	500,000
THAMES VALLEY DISTRICT SCHOOL BOARD	230 Base Line Rd W	(statcan) Alter - Private School - Secondary Interior alterations to an existing library	0	1,100,000



## City of London - Building Division

### Principal Permits Issued from January 1, 2024 to January 31, 2024

Owner	Project Location	Proposed Work	No. of Units	Construction Value
OLD OAK PROPERTIES INC OLD OAK PROPERTIES INC	2308 Richmond St	(statcan) Erect - Apartment Building Tower B-Erect a 8 Storey, 160 Unit Apartment Building with one level of underground parking	160	53,849,000
OLD OAK PROPERTIES INC OLD OAK PROPERTIES INC	2310 Richmond St	Install - Apartment Building Install Site Services		200,000
OLD OAK PROPERTIES INC OLD OAK PROPERTIES INC	2310 Richmond St	(statcan) Erect - Apartment Building Tower A - Erect a 8 Storey, 160 Unit Apartment Building with one level of underground parking	160	53,849,000
OXFORD WHARNCLIFFE CENTRE INC	265 Wharncliffe Rd N	(statcan) Alter - Restaurant <= 30 People new tenant fit-up for a restaurant within an existing 131 sq meter Group E building.	0	155,104
Dh Can Owner Corp	2825 Innovation Dr	Install - Plant for Manufacturing Install Exterior Water Storage Tank. Addition of new free standing exterior above grade water storage tank	0	500,000
DREWLO HOLDINGS INC	300 South Carriage Rd	(statcan) Erect - Street Townhouse - Rental ERECT NEW TOWNHOUSE BLOCK - 8 UNITS BLOCK 2, 33M-526, DPN 1094, 1098, 1102, 1106, 1110, 1114, 1118, 1122, 2 STOREY, 1 CAR GARAGE, 3 BEDROOMS, FINISHED BASEMENT, UNCOVERED DECK, HRV & DWHR REQUIRED	8	3,581,920
TRICAR PROPERTIES LTD. TRICAR PROPERTIES LTD.	320 Thames St	(statcan) Add (Non-Residential) - Restaurant <= 30 People Tenant Fit-Up for a Take-out Ice Cream Shop. Second level mezzanine added	0	241,536
LONDON HEALTH SCIENCES CENTRE LONDON HEALTH SCIENCES CENTRE	339 Windermere Rd	(statcan) Alter - Hospitals LHSC University Hospital Pool Room Renovation for Biomed, in BLL-202.	0	1,878,416
LONDON HEALTH SCIENCES CENTRE LONDON HEALTH SCIENCES CENTRE	339 Windermere Rd	(statcan) Alter - Hospitals INTERIOR ALTERATIONS TO B1-004/B AND 006	0	600,000
LONDON HEALTH SCIENCES CENTRE LONDON HEALTH SCIENCES CENTRE	339 Windermere Rd	(statcan) Alter - Hospitals ALTER SAN AND STORM PIPING - PARKING GARAGE	0	220,000
ALI SOUFAN WONDERLAND GATEWAY CENTRE INC.	3429 Wonderland Rd S	(statcan) Alter - Dental Offices ALTER FOR DENTAL OFFICE FIT UP - UNIT B26	0	395,000
Wm F Bradish & Sons Limited Bradish Thomas William	3517 Glanworth Dr	(statcan) Erect - Poultry Barn Erect Agricultural Chicken Broiler Barn		1,000,000
WONDERLAND POWER CENTRE INC. WONDERLAND POWER CENTRE INC.	425 Southdale Rd W	(statcan) Alter - Restaurant Interior fit up to existing restaurant space	0	2,200,000



**City of London - Building Division**  
**Principal Permits Issued from January 1, 2024 to January 31, 2024**

Owner	Project Location	Proposed Work	No. of Units	Construction Value
Rk Real Estate Inc	43 Carey Cres	(statcan) Add (Residential) - Triplex ADD ONE STOREY ADDITION AT BACK OF HOUSE TO CREATE A 2 BEDROOM ADDITIONAL DWELLING UNIT.	1	326,250
Warner Place Senior Residence	430 William St	(statcan) Alter - Apartment Building SHELL ONLY Provide Integrated Testing Coordinator Form to go to Full. This permit application is for upgrading lighting, power and fire alarm system in the existing rental apartment building at 430 William St and adjacent church at 442 William St.	0	400,000
EMERALD CORPORATION	44 Springbank Dr	(statcan) Add (Residential) - Duplex ADD A SECOND STOREY ADDITION TO CREATE AN ADDITIONAL DWELLING UNIT.	1	206,190
848180 Ontario Limited C/O Jim Holody	440 Boler Rd	(statcan) Alter - Dental Offices Construction new dental office in existing tenant space.	0	484,000
GREEN LANE ENVIRONMENTAL GROUP GP INC.	4675 Wellington Rd S	(statcan) Alter - Waste Paper Process Plant ID - Alteration to the existing roof.	0	200,000
1000099367 Ontario Inc	475 Wharncliffe Rd S	(statcan) Alter - Office Complex (Retail/Office) Renovation of an existing commercial building into a multi-tenant office/retail plaza.	0	15,000,000
Bota Homes Inc	53 Giles St	(statcan) Erect - Duplex ERECT NEW DUPLEX. ONE CAR GARAGE, 4 BEDROOM, REAR DECK, NO A/C, SB-12 A1, LOT 75 REGISTERED PLAN NO. 527, HRV & DWHR REQUIRED. SOILS REPORT REQUIRED.	2	446,238
ST JOSEPH'S HEALTH CARE LONDON ST JOSEPH'S HEALTH CARE LONDON	550 Wellington Rd	(statcan) Alter - Hospitals INSTALLATION OF THE FLOAT SYSTEM	0	253,877
Daldongnae Holdings Inc	737 Richmond St	(statcan) Alter - Restaurant Interior alteration including HVAC and Plumbing Change of use from retail store to restaurant Kitchen exhaust system	0	300,000
LONDON HEALTH SCIENCES CENTRE LONDON HEALTH SCIENCES CENTRE	746 Base Line Rd E	(statcan) Alter - Medical Offices Installation of new domestic hot water heaters, associated venting requirements, and removal of existing heaters		200,000
CAPREIT APARTMENTS INC CAPREIT APARTMENTS INC	767 Second St	(statcan) Add (carport/garage) - Garage for Apartment Building Parking garage repairs. REVISED SCOPE OF WORK - no changing/adding any additional catch basins or drains.		399,500
MCC 247 Middlesex Condominium Corporation No. 247	77 Base Line Rd W	(statcan) Alter - Apartment Building ALTER - FOR STRUCTURAL REPAIR OF BALCONIES	0	132,100



**City of London - Building Division**  
**Principal Permits Issued from January 1, 2024 to January 31, 2024**

Owner	Project Location	Proposed Work	No. of Units	Construction Value
LEGACY HOSPITALITY EXETER INC	864 Exeter Rd	(statcan) Alter - Hotel INTERIOR RENOVATION FOR GROUND FLOOR. RENOVATION FOR THE MECHANICAL, ELECTRICAL AND PLUMBING SYSTEM FOR ENTIRE BUILDING. ***SHELL PERMIT*** Provide sprinkler shop drawing, Integrated testing plan and name of coordinator & commercial cooking hood suppression shop drawing.	0	2,000,000

Total Permits 48    Units 335    Value 147,734,918

*\* Includes all permits over \$100,000, except for single and semi-detached dwellings.*



### City of London - Building Division

#### Principal Permits Issued from January 1, 2024 to January 31, 2024

Owner	Project Location	Proposed Work	No. of Units	Construction Value
LEGACY HOSPITALITY EXETER INC	864 Exeter Rd	(statcan) Alter - Hotel INTERIOR RENOVATION FOR GROUND FLOOR. RENOVATION FOR THE MECHANICAL, ELECTRICAL AND PLUMBING SYSTEM FOR ENTIRE BUILDING. ***SHELL PERMIT*** Provide sprinkler shop drawing, Integrated testing plan and name of coordinator & commercial cooking hood suppression shop drawing.	0	2,000,000

Total Permits 48    Units 335    Value 147,734,918

*\* Includes all permits over \$100,000, except for single and semi-detached dwellings.*