

Report to Corporate Services Committee

To: Chair and Members
Corporate Services Committee

From: Anna Lisa Barbon, CPA, CGA, Deputy City Manager,
Finance Supports

Subject: 2023 Year-End Capital Budget Monitoring Report

Date: April 15, 2024

Recommendation

That, on the recommendation of the Deputy City Manager, Finance Supports, the following actions be taken with respect to the 2023 Year-End Capital Budget Monitoring Report:

- a) the 2023 Year-End Capital Budget Monitoring Report **BE RECEIVED** for information, it being noted that the life-to-date capital budget represents \$3.5 billion with \$1.9 billion committed and \$1.6 billion uncommitted; it being further noted that the City Treasurer, or designate, will undertake the housekeeping budget adjustments identified in the Report, in accordance with the Multi-Year Budget Policy adopted by amending by-law No. CPOL.-45(c)-209;
- b) the capital budget adjustments in section 2.4 **BE APPROVED** to transfer available surplus funding to projects requiring additional funding:
 - i) \$650 thousand from EW384222 – Lead and Copper Water Service Replacement Program to EW1103 - Outer Drive Reservoir Demolition;
 - ii) \$600 thousand from EW384222 – Lead and Copper Water Service Replacement Program to EW110423 – Southeast Pumping Station Optimization and Renewal;
 - iii) \$428 thousand from EW383321 – Watermain Construction and Repairs to EW110423 – Southeast Pumping Station Optimization and Renewal;
- c) the status updates of active 2020 life-to-date capital budgets (2020 and prior) having no future budget requests, attached as Appendix “B”, **BE RECEIVED** for information;
- d) the following actions be taken with respect to the completed capital projects identified in Appendix “C”, which have a total of \$2.3 million of net surplus funding:
 - i) the capital projects included in Appendix “C” **BE CLOSED**;
 - ii) the following actions be taken with respect to the funding associated with the capital projects approved for closure in d) i), above:

Rate Supported

- A) pay-as-you-go funding of \$58 thousand **BE TRANSFERRED** from capital receipts;
- B) authorized but unissued debt financing of \$113 thousand **BE RELEASED** from the capital budget;
- C) uncommitted reserve fund drawdowns of \$1.3 million **BE RELEASED** back into the reserve funds which originally funded the projects;

Non-Rate Supported

- D) uncommitted reserve fund drawdowns of \$746 thousand **BE RELEASED** back into the reserve funds which originally funded the projects;
- E) other net non-rate supported funding sources of \$281 thousand **BE ADJUSTED** in order to facilitate project closings.

Executive Summary

This report provides a summary of the results related to the 2023 capital budget for the Property Tax Supported Budget, the Water Rate Supported Budget, and the Wastewater and Treatment Rate Supported Budget.

The City continues to face cost pressures associated with supply chain disruptions as well as inflation. As a result, the cost of construction has gone up significantly for many capital projects in the capital plan.

At the end of 2023 the City's life-to-date capital budget stood at \$3.5 billion; \$1.9 billion (54.8%) is committed to capital work, while \$1.6 billion (45.2%) remains uncommitted. During the calendar year 227 discrete contract awards worth \$304.6 million were awarded; 87 by Council and 140 by Civic Administration (Appendix "A"). These awards contributed to total capital spending of \$372.8 million by the end of 2023.

In addition to the update provided on the status of the City's capital budget, the capital monitoring process reviews and evaluates that status for each active capital project. This report identifies capital projects with budgets greater than three years old that have no future budget requests (Appendix "B"). These projects have a high likelihood of being closed in future iterations of this report. This report recommends closing 69 capital projects with a total budget value of \$115.8 million (Appendix "C"). If approved, the closing of completed capital projects will return a total of \$2.3 million back to their original rate and non-rate sources of financing.

This report also provides a summary of the City's debt, key capital budget financing strategies, and emerging issues that may impact the 2024-2027 capital budget.

Linkage to the Corporate Strategic Plan

Council's 2023 to 2027 Strategic Plan for the City of London identifies "Well-Run City" as one of eight strategic areas of focus. The City of London's Multi-Year Budget development and monitoring processes align the City's financial resources with Council's Strategic Plan and maintain London's finances in a transparent, sustainable, and well-planned manner, incorporating intergenerational equity, affordability and environmental, social, and governance considerations. On a semi-annual basis, through the Capital Budget Monitoring Report process, Civic Administration scrutinizes each capital project's life-to-date approved budget against its realized expenditures and recommends appropriate action in line with City policies and practices. This exercise ensures the capital budget is continuously monitored and, if needed, funding released which can be used elsewhere to implement the City's Strategic Plan.

Analysis

1.0 Background Information

1.1 Previous Reports Related to this Matter

Corporate Services Committee, April 11, 2023, meeting, Agenda Item # 2.2, 2022 Year-End Capital Budget Monitoring Report

<https://pub-london.escribemeetings.com/filestream.ashx?DocumentId=98449>

Corporate Services Committee, meeting on July 17, 2023, Agenda Item 2.5, Council Policy Manual Review 2023

<https://pub-london.escribemeetings.com/filestream.ashx?DocumentId=101216>

Corporate Services Committee, October 3, 2023 meeting, Agenda Item # 2.3, 2023 Mid-Year Capital Budget Monitoring Report.

<https://pub-london.escribemeetings.com/filestream.ashx?DocumentId=103302>

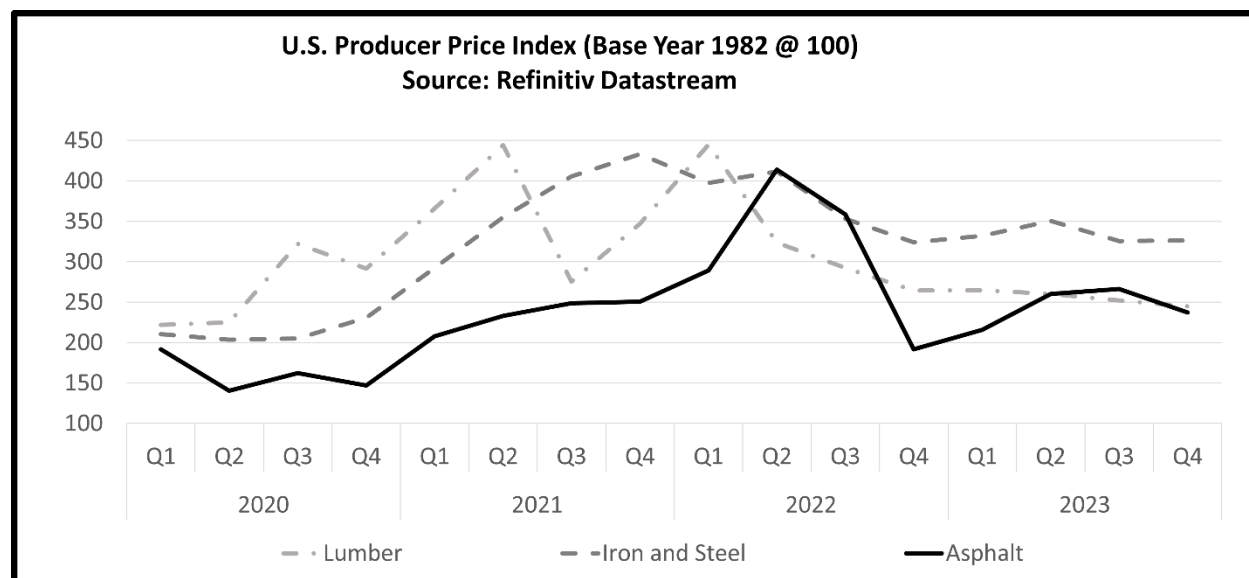
1.2 Source of Financing Terminology Defined

Within this report the terms “rate supported” and “non-rate supported” are used when referring to the sources of financing that support the City’s capital budget. Rate supported refers to property tax, and water and wastewater utility rate sources of financing (e.g., capital levy, water rates, reserve funds, debt). Non-rate supported refers to sources of financing primarily supported by development charges and in some cases contributions from parties external to the Corporation of the City of London.

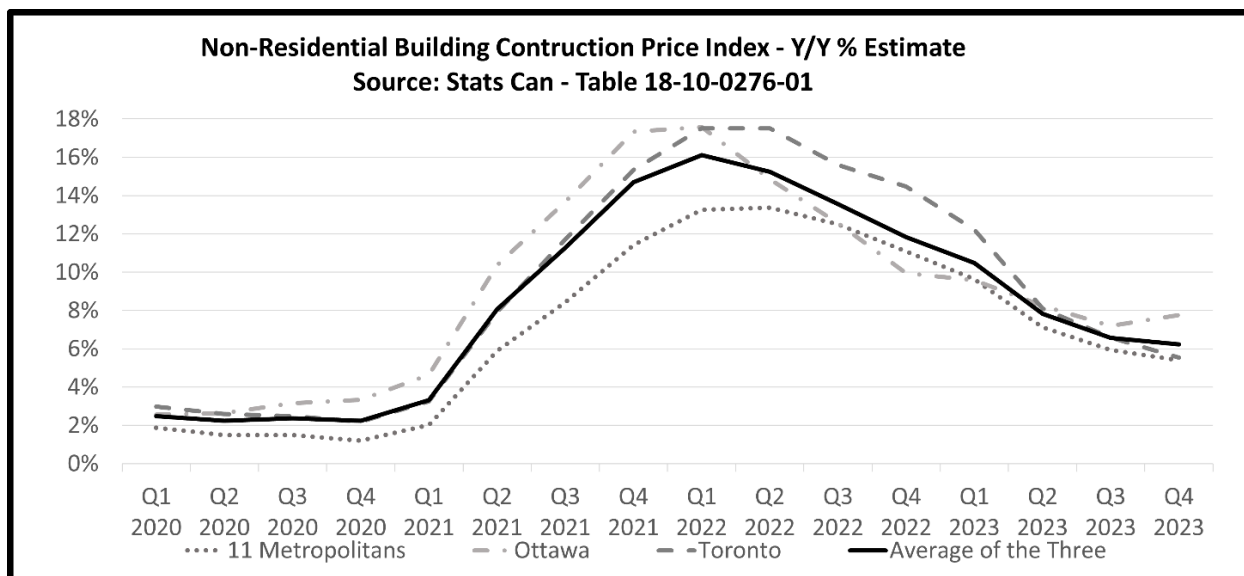
2.0 Discussion and Considerations

2.1 Financial Impacts – Inflation and Capital Project Impacts

Throughout the 2020 to 2023 Multi-Year Budget period, inflationary impacts were significant. Supply chain issues and increased demand for certain raw materials as a result of the global pandemic and other economic factors caused many capital projects in the approved capital plan to experience inflationary pressures. The U.S. Producer Price Index (Figure 1 – sourced via Refinitiv) is the official monthly measure of producer prices in the United States, and a good comparator of trends being experienced in Canada. It measures average changes in prices received by domestic producers for their outputs like lumber, iron and steel, and asphalt; the prices for lumber, iron and steel, and asphalt have increased 10%, 55% and 24% respectively over the Q1 2020 (beginning of the last multi-year budget) to the Q4 2023 period. Similarly, Statistics Canada tracks various input prices through the Industrial Product Price Index (IPPI). Since the beginning of 2020 through to December 31, 2023, the price of lumber and other wood products has increased 24% and primary ferrous metal products (e.g. steel) have increased 37%. The Statistics Canada Industrial Product Price Index does not specifically include asphalt. Clearly, therefore, substantial price increases for various materials utilized in construction projects have been experienced, not only in Canada but across North America and the world. It is important to highlight the volatility of these prices of raw materials, which can make budgeting and planning capital works extremely challenging.



Higher input costs are contributing to increases seen in the costs of construction. The Building Construction Price Indexes tracked by StatsCan are a quarterly measure of change in prices that contractors charge to construct a range of new commercial, institutional, industrial (ICI) and residential buildings. Of particular importance to the City of London is the Non-Residential Building Construction Price Index, which is presented for the Q1 2020 to Q4 2023 period.



This graph represents a striking change in the construction environment since the approval of the 2020 to 2023 Multi-Year Budget. However, raw material prices are starting to show signs of moderation; comparing the high prices in Q1 2022 to Q4 2023 the reported Canadian IPPI shows a decrease in lumber prices of 40% and a decrease in the price of ferrous metal products of 9%. Although raw material costs are still elevated well beyond what was estimated in the prior 2020 to 2023 Multi-Year Budget, they are trending in a positive direction. Where they ultimately level out is still very much uncertain. Similarly, the Non-Residential Construction Price Index has shown moderation from its highs of late 2021 and early 2022. However, construction prices continue to escalate at a year-over-year rate well in excess of pre-pandemic levels.

While inflation may be showing signs of further easing (albeit still at elevated levels), it should be noted that long term construction price deflation (i.e. falling construction prices) is very rare and typically only seen during significant economic downturns.

Currently known inflationary pressures that impacted capital projects were considered and incorporated into the approved 2024 to 2033 Capital Plan approved via the 2024 to 2027 Multi-Year Budget. Civic Administration will continue to monitor inflationary pressures and the impact they could have on delivery of the Plan. The expectation is that there will be less volatility in inflationary pressures than was witnessed in the 2020 to 2023 Multi-Year Budget period.

Should budget changes be required, these adjustments would be included in future capital budget requests in the budget process or via the regular Council committee meeting cycle.

2.2 2023 Life-To-Date Capital Budget Activity and Revisions

As a year progresses, reports are presented to Council to approve major contract awards and proceed with capital projects. Each report includes a Source of Financing document (SofF) attached as an appendix. Most awards are within the approved capital budget, but some awards require budget adjustments as detailed in the SofF. Budget adjustments may also result from the application of assessment growth funding, receipt of senior government funding and other revenue sources such as insurance proceeds and private drain connections.

Other capital project awards proceed under administrative authority granted by the Procurement of Goods and Services Policy; details on these approvals are provided in an annual report from the Purchasing and Supply Division.

Table 1 summarizes 2023 life-to-date capital budget adjustments by Tax Supported, Wastewater and Treatment, and Water budgets. Appendix “A” provides details on the source of these adjustments.

Table 1 – 2023 Capital Budget Life-To-Date Revisions as of December 31, 2023 (\$Thousands)

Budget	2023 Life-to-Date Approved Budget (as of January 1, 2023)	2023 Council Budget Adjustments	2023 Administrative Budget Adjustments	2023 Life-to-Date Approved Budget (as of December 31, 2023)
Tax Supported	2,346,542	24,714	13,991	2,385,247
Wastewater	770,382	4,036	4	774,421
Water	288,867	1,545	6	290,418
Total	3,405,790	30,295	14,001	3,450,086

Subject to rounding.

As of December 31, 2023, there were 227 discrete contract awards worth \$304.6 million (87 were awarded by Council and 140 were awarded administratively). Table 2 summarizes the 2023 contract awards by Tax Supported, Wastewater and Treatment, and Water budgets. Appendix “A” provides details on all Council approved contract awards.

Table 2 – 2023 Capital Budget Contract Awards as of December 31, 2023 (\$Thousands)

Budget	Council Approved Contract Awards	Administration Approved Contract Awards	Total Awards
Tax Supported	137,736	52,508	190,244
Wastewater	50,542	34,534	85,076
Water	14,183	15,103	29,286
Total	202,461	102,145	304,606
Number of Contract Awards	87	140	227

Subject to rounding.

The increase in volume and amount of administratively approved contract awards has resulted from the Council approved increase in internal approval thresholds from \$3 million to \$6 million on January 31, 2022.

2.3 2023 Life-To-Date Capital Budget Status

A summary of the 2023 life-to-date capital budget, including the committed and uncommitted amounts, is summarized in Table 3. This information is essential for budget monitoring to ensure that spending is being managed within the approved budget.

Table 3 – 2023 Life-To-Date Capital Budget Details as of December 31, 2023 (\$Thousands)

Budget	Classification	Approved Budget ¹	Actual and Commitments ²	Uncommitted to Date ²	Percent Committed
Tax Supported	Lifecycle	612,812	412,487	200,325	67.3%
Tax Supported	Growth	1,041,287	469,048	572,240	45.0%
Tax Supported	Service Improvement	731,147	276,885	454,263	37.9%
Tax Supported	Sub-Total	2,385,246	1,158,420	1,226,828	48.6%
Wastewater	Lifecycle	259,911	214,978	44,933	82.7%

Wastewater	Growth	366,930	216,610	150,320	59.0%
Wastewater	Service Improvement	147,580	73,794	73,787	50.0%
Wastewater	Sub-Total	774,421	505,382	269,040	65.3%
Water	Lifecycle	194,228	155,295	38,932	80.0%
Water	Growth	85,961	65,087	20,874	75.7%
Water	Service Improvement	10,230	5,787	4,443	56.6%
Water	Sub-Total	290,419	226,169	64,249	77.9%
City	Total	3,450,086	1,889,970	1,560,116	
City	Percentage of Total	100.0%	54.8%	45.2%	

Subject to rounding.

Table Notes:

(1) Totals are for active projects only. Projects approved to be closed during the 2023 Mid-Year and 2022 Year-End Capital Monitoring Reports are deducted from this table.

(2) Once a capital project has an approved budget, spending or commitments may not be made for several years, for example, longer term projects like multi-purpose recreation centres.

After a review of all active (currently tendered and in-progress) capital projects (excluding projects recommended to be closed as identified in Appendix “C”), it has been determined that the following projects are projected to be over budget by more than \$50 thousand upon project completion:

EW1103 - Outer Drive Reservoir Demolition – Additional budget is required as the Outer Drive Reservoir Demolition project costs have significantly increased due to construction cost inflation, site constraints and the requirement to return the building lot to a "buildable" status. Additional funding will be required based on the consultant’s estimate which was provided in January 2024, thus not available during the 2024-2027 Multi-Year Budget development period.

EW110423 – Southeast Pumping Station Optimization and Renewal – Additional budget is required to accommodate high priority leak repairs, replace variable frequency drives, and make necessary repairs for floor and wall joint leakage. Additional funding will be required based on the consultant’s estimate which was provided in January 2024, thus not available during the 2024-2027 Multi-Year Budget development period.

Appendix “B” contains a status update for capital projects with budgets greater than three years old (2020 and prior) that have no future budget requirements/activity. Appendix “B” provides the status of specific active capital projects that would be targeted as a high likelihood for project closure, it being noted that projects recommended to be closed are contained in Appendix “C” (see Section 2.5 of this report).

2.4 Capital Budget Housekeeping and Adjustments

On July 17, 2023, Council approved the Council Policy Manual Review, which includes the Multi-Year Budget Policy. Included in the policy is authorization for the City Treasurer or designate to make budget adjustments considered “housekeeping” in nature. These adjustments do not have a material impact on the capital plan. Reporting housekeeping budget adjustments of significance through the budget monitoring process, which occurs twice per year, allows more timely disclosure of capital budget adjustments to Council and the community, better reflects operational requirements, and keeps the capital budget in a more current state. **For year-end 2023 there are no**

significant capital budget housekeeping items to disclose, any items that required adjustment were included in the 2024-2027 Multi-Year Budget.

However, during the year-end review process two needs, as well as available funding, were identified in the Water capital budget. As a result, Council approval, via recommendation b) in this report, is requested for the following budget adjustments:

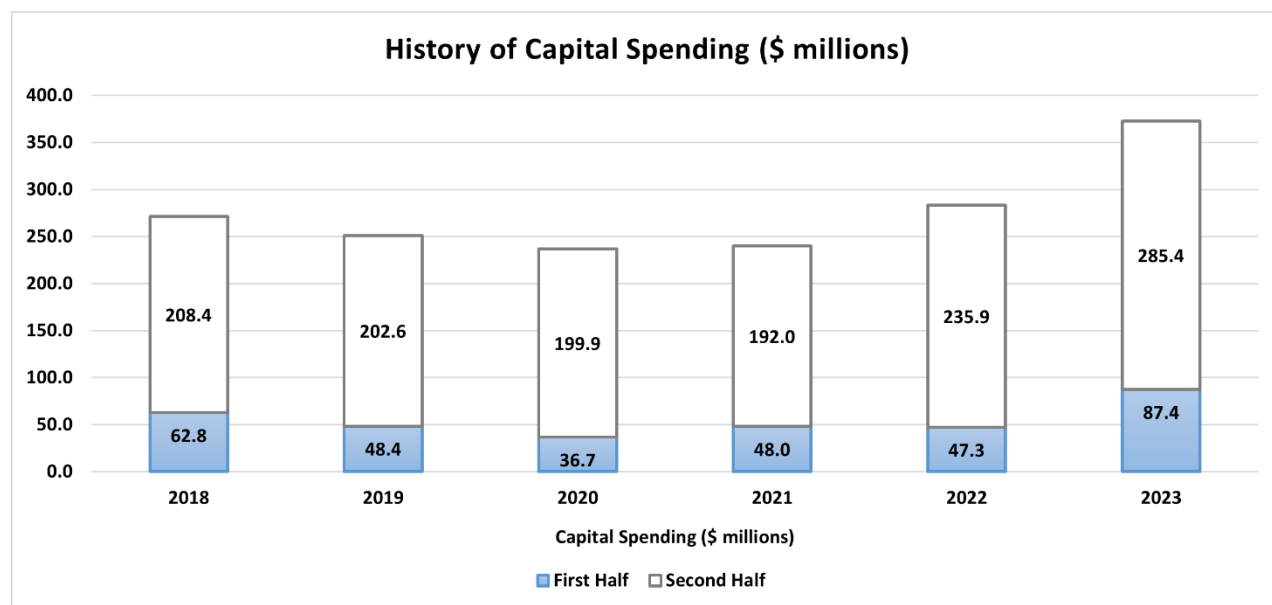
EW1103 - Outer Dr Reservoir Demolition – Transfer \$650,000 of available surplus funding from the Lead and Copper Program (EW384222) to accommodate the additional budget required. This budget adjustment will enable this work to advance and contract award(s) for this scope of work will be brought forward in accordance with the City’s Procurement of Goods and Services Policy.

EW110423 – Southeast Pumping Station Optimization and Renewal –Transfer \$600,000 of available surplus funding from the Lead and Copper Program (EW384222) to accommodate high priority leak repairs and variable frequency drive replacements. Also transfer \$428,379 of available surplus funding from the Watermain Construction and Repairs (EW383321) account to address repairs related to floor and wall joint leakage. These budget adjustments will enable this work to advance and contract award(s) for this work will be brought forward in accordance with the City’s Procurement of Goods and Services Policy.

2.5 Capital Cash Flow

Capital spending each year is not the same as the capital budget for that year. Spending on capital projects can extend several years after the budget is approved by Council. Spending within a given year is therefore a layering of several capital projects approved in various years and at various stages. Total capital spending tends to be greater during the latter part of the year as construction invoices are received, approved, and paid. This information is important for the timing of debt issuances, reserve fund drawdowns and cash flow management decisions.

As of December 31, 2023, **total capital spending was \$372.8 million** compared to \$283.2 million in 2022 (Figure 3 below).



2.6 Completed (Closed) Capital Projects

Civic Administration continues to undertake reviews to close capital projects in a timely manner to ensure the life-to-date capital budget is accurately stated and savings, if any, are returned to their original funding source for future budget utilization. As a result of these reviews, this report recommends closing 69 projects with a total budget value of \$115.8 million. The completed projects that are recommended to be closed were under budget by \$2.3 million in total (Table 4 \$1,315.8 + Table 5 \$1,027.9). The rate and non-rate source of financing impacts of closing the completed capital projects is summarized

in Table 4 and 5 below. For a detailed listing of each completed capital project refer to Appendix “C”.

Table 4 – Completed Capital Projects Rate Supported Sources of Financing to be Released (\$Thousands)

Budget	Capital Levy	Debt	Reserve Funds	Total
Tax Supported	-58.1	113.2	65.0	120.1
Wastewater	0.0	0.0	26.3	26.3
Water	0.0	0.0	1,169.4	1,169.4
Total	-58.1	113.2	1,260.7	1,315.8

Subject to rounding.

Table 5 – Completed Capital Projects Non-Rate Supported Sources of Financing to be Released (\$Thousands)

Budget	Reserve Funds	Debt	Other ¹	Total
Tax Supported	746.3	0.0	104.2	850.5
Wastewater	0.0	0.0	177.4	177.4
Water	0.0	0.0	0.0	0.0
Total	746.3	0.0	281.6	1,027.9

Subject to rounding.

Table 4 and Table 5 Notes:

(1) Represents non-City funding sources such as proceeds from external contributors.

In total, the capital project closing exercise, if approved, will release, and transfer uncommitted rate and non-rate reserve fund drawdowns of \$2.01 million, of which, \$1.26 million relates to rate supported reserve funds and \$0.75 million relates to non-rate supported reserve funds. The details of these pending reserve fund drawdown releases are outlined in Table 6 and 7 below.

Table 6 – Completed Capital Projects Rate Supported Reserve Fund Drawdowns to be Released (\$Thousands)

Reserve Fund	Amount
Economic Development Reserve Fund	64.6
Urban Forestry Renewal Reserve Fund	0.4
Sewage Works Renewal Reserve Fund	26.3
Water Works Renewal Reserve Fund	1,169.4
Total	1,260.7

Subject to rounding.

Table 7 – Completed Capital Projects Non-Rate Supported Reserve Fund Drawdowns to be Released (\$Thousands)

Reserve Fund	Amount
City Services Reserve Fund Roads	792.4
Parking Facilities Renewal Reserve Fund ¹	-46.1
Total Non-Tax/Rate Supported Reserve Fund Impacts	746.3

Subject to rounding.

Table 7 Note:

(1) TS4209 Improved Parking Technology went over budget by \$46 thousand and requires an additional drawdown from the Parking Facilities Renewal Reserve Fund to close the project.

2.7 Capital Budget Financing Strategies – Capital Levy

The overarching capital financing strategy for capital levy, also referred to as pay-as-you-go financing, is to first apply this funding source to lifecycle renewal capital budgets as the purpose of projects in this classification is to maintain existing infrastructure. An administrative target was previously set to eliminate debt financing on lifecycle renewal projects. In 2023 the administrative target of 0% debt financing for lifecycle renewal projects was achieved, meaning lifecycle renewal projects are now completely financed from a combination, based on need and affordability, of capital levy and drawdowns from the City's many Capital Asset Renewal and Replacement reserve funds.

2.8 Capital Budget Financing Strategies – Reserve Funds

Obligatory reserve funds are primarily used as a source of financing for growth projects. Discretionary reserve funds are primarily used as a source of financing for lifecycle renewal and service improvement projects where appropriate reserve funds and sufficient balances exist.

Obligatory and discretionary reserve funds are categorized as follows:

OBLIGATORY

- 1) **City Services Development Charges (DC)** – dictated by the DC by-law.
- 2) **Parkland** – cash-in-lieu of parkland dedication through the Parkland Conveyance and Levy By-law (CP-9) according to the Planning Act (Section 51.1).
- 3) **Canada Community-Building Fund** – previously known as Federal Gas Tax, funds received under the Municipal Funding Agreement for Transfer of Canada Community-Building Fund Revenues.

DISCRETIONARY

- 1) **Capital Asset Renewal and Replacement** – to support renewal and replacement of existing assets.
- 2) **Capital Asset Growth** – to support Development Charges incentive programs and Industrial Land Development Strategy.
- 3) **Specific Projects and New Initiatives** – to support specific planned projects (e.g., economic development, affordable housing, community improvement grants and loans).
- 4) **Contingencies/Stabilization and Risk Management** – to provide contingency funding for specific risk areas.

Obligatory and discretionary reserve funds are controlled by municipal by-laws and the City's Reserve and Reserve Fund Policy.

Civic Administration provides three separate annual reports on the status of the various reserves and reserve funds that are held. These reports are typically provided in the late spring / early summer time period and include:

- Reserve and Reserve Fund Monitoring and Housekeeping Report
- Annual Report on Development Charges Reserve Funds and Development Charges Monitoring (legislated)
- Parkland Reserve Fund Annual Financial Statement (legislated)

2.9 Capital Budget Financing Strategies – Debt

A summary of the projected debt levels for 2023 is detailed in Table 8 below.

This table does not include approximately \$500M of additional debt financing that was approved over the 2024 to 2033 (Capital Plan) timeframe during the 2024-2027 Multi-Year Budget, of which approximately \$338.4M is Property Tax supported debt.

Table 8 – 2023 Debt Level as of December 31, 2023 (\$Thousands)

Category	31-Dec-22	Issued in 2023	Retired in 2023	Dec 31, 2023 ⁽¹⁾	Authorized 2023	Total Potential
Property Taxes	109,738	8,314	23,186	94,866	303,225	398,091
Wastewater	19,456	-	4,239	15,217	432	15,649
Water	108	-	108	-	-	-
Rate Supported Reserve Funds	1,656	-	1,166	490	-	490
Joint Water Boards – City’s Share	5,338	-	1,525	3,842	2,094	5,937
City Services Reserve Funds	82,514	13,186	12,970	82,730	116,487	199,217
Other - Reserve Fund ⁽²⁾	-	-	-	-	9,000	9,000
Total	218,809	21,500	43,194	197,145	431,239	628,384

Subject to rounding. City of London only, excludes debt of consolidated entities.

Table Note:

(1) Outstanding debt level is subject to completion of 2023 financial statement audit.

(2) Tourism Infrastructure Reserve Fund, which is funded through Municipal Accommodation Tax.

(3) Outstanding debt is for the City of London only and excludes debt of consolidated entities.

The City’s Debt Management Policy was last amended by Council on July 25, 2023 (amending by-law No. CPOL.-48(b)-196). The policy establishes strategies for the management of the City’s debt program. These strategies are outlined in table 9 below.

Table 9 – Debt Management Strategies to Limit and Reduce Authorized Debt

Strategy	Target	Where Are We? / Results
Avoid the use of debt financing for lifecycle renewal projects	0% debt financing in the lifecycle renewal budget	2023 results: 0% debt
Limiting debt financing in the budget by way of an internal debt cap	Limit debt servicing as a percentage of property tax revenue at or below 7.5%, Limit debt servicing as a percentage of Water or Wastewater rate revenue at or below 10%.	2023 results: Property Tax 4.3%, Wastewater 4.1%, Water 0.1%
Reducing authorized debt as prescribed by the Surplus/Deficit and Assessment Growth Policies	No specified targets, policies direct 50% of any operating surplus and 50% of excess assessment growth funding be applied to reduce authorized debt	2023 year-end operating result: \$14.0 ¹ million. 2024 ¹ assessment growth result: \$3.2 million.
Release surplus debt financing from the capital budget	No specified target, subject to available surplus	2023 year-end capital results: \$113 thousand.
Maintaining a strong credit rating	Aaa (Stable)	2023 result: Aaa (Stable)

Table Note:

(1) As outlined in the 2023 Year-End Operating Monitoring Report and the 2024 Assessment Growth Allocation Report

3.0 Emerging Issues

This section of the report provides information on emerging issues that may impact the capital budget in 2024 and beyond. Within this section, each emerging issue is assigned a likelihood, which estimates the issue's probability of impacting the budget in 2024. These likelihoods are categorized as high, medium, and low, and are defined as follows:

- High – likelihood of the issue impacting the 2024 and beyond period is predicted to be greater than 60%.
- Medium – likelihood of the issue impacting the 2024 and beyond period is predicted to be between 30% and 60%.
- Low – likelihood of the issue impacting the 2024 and beyond period is predicted to be less than 30%.

PROPERTY TAX

Infrastructure Funding

Investing in Canada Infrastructure Program (ICIP) - Public Transit Stream (PTS)

The City of London was approved for ten transit related projects under this program for a total project cost of \$375 million, with \$103.1 million from the Government of Ontario, \$123.8 million from the Government of Canada and the balance of funding, approximately \$148 million, coming from municipal and other sources. Construction on most Public Transit Stream funded projects has started, with construction continuing in 2024 and beyond. The program deadline for construction is 2033.

On January 23, 2024, Municipal Council approved an application to decommit to one of the ten projects, Oxford Street/Wharncliffe Road Intersection Improvements, and apply the funding to the Wellington Gateway project. Federal approval for this decommitment is pending.

On February 29, 2024, Municipal Council approved the 2024-2027 Multi-Year Budget which included an additional \$174.2 million of municipal financing to complete the three ICIP-PTS supported rapid transit projects: Wellington Gateway, East London Link, and the Downtown Loop.

Two additional applications for ICIP-PTS funding are currently being considered by the Provincial and Federal governments:

1. Active Transportation – In late December 2023, London received final approval for all seven applications for active transportation projects submitted under Intake 3 of the Public Transit Stream. The total project value is \$40.0 million, including a \$29.3 million contribution from the federal and provincial governments. Projects include on-road cycling facilities, pedestrian crossings, boulevard bike lane renewal, intersection accessibility compliance, improvements across bridge pinch points, bike parking and south branch TVP extension.
2. London Transit Commission (LTC) – Highbury Facility

After approval of the ten projects discussed above and the active transportation projects submitted in February 2022, London had \$119.3 million remaining in allocated Federal and Provincial funding. This funding was earmarked for the planned North and West corridors of the rapid transit system but not yet submitted for consideration.

The Federal Budget 2022 accelerated the submission date for Intake 4 of the Public Transit Stream to March 31, 2023. In December 2022, Council approved re-allocating London's remaining ICIP-PTS funding to replacing the LTC Highbury Facility as this facility had reached its useful life and the application could meet the revised Intake 4 submission date.

The cost estimate for the entire project is \$332.5 million, including design, consulting, and cost escalation, with an estimated 2025 construction start. The project was broken into two smaller projects to maximize use of available funding

and mitigate the taxpayer impact. Project 1 is estimated at \$199.5 million and was submitted for ICIP-PTS funding in late December 2022. Approval is pending. Project 2 is estimated at \$133.0 million. Funding in 2029 was approved by Municipal Council as part of the 2024-2027 Multi-Year Budget, noting that new transit funding programs may be available before Project 2 proceeds.

Investing in Canada Infrastructure Program (ICIP) - Community, Culture and Recreation Infrastructure Stream

This stream supports community infrastructure priorities. The City of London was approved for two projects under this stream. A \$2.0 million project for Labatt Park was completed in December 2023. A \$1.9 million project for Carling Heights Optimist Community Centre (CHOCC) is scheduled to start September 2025 and be completed October 2026.

Strategic Priorities Infrastructure Fund

In September 2022, London was approved for a \$4.2 million project for several upgrades at Foxfield Park, including a new spray pad and field house with accessible washrooms, a regulation size lit and irrigated premier grass soccer field, upgrades to existing park pathway, park lighting, parking facilities, and multi-use courts for tennis, pickle ball and basketball. Council approved the transfer payment agreement for this project in March 2023. The project started in June 2023 and is scheduled to end in November 2024.

Green and Inclusive Community Buildings Program (GICB)

With the GICB program, the federal government allocated \$1.5 billion for retrofits, repairs or upgrades of existing buildings and the construction of new public buildings. On May 12, 2022, London was approved for \$2.2 million for the Kinsmen Arena Deep Energy Retrofit. Council approved the contribution agreement in March 2023 and work is proceeding. London submitted another application for a similar project for Nichols Arena for \$2.4 million of funding. Approval for this application is pending.

Active Transportation Fund

London was approved for a \$2.0 million project under the Active Transportation Fund to extend the City's active transportation system by connecting the Stoney Creek Pathway from Windermere Road to the Thames Valley Corridor and on to the City's core. This project is scheduled to start in June 2025 and be completed by December 2025.

Likelihood of Impact on 2024 Budget - High

Affordable Housing

Roadmap to 3,000 Units Plan

On December 7, 2022, Municipal Council approved the "Roadmap to 3,000 Affordable Units" (Roadmap), a plan to achieve the Council endorsed target of 3,000 units by 2026. The Roadmap proposes a variety of tools, plans, investments, and approaches to advance action plans. Municipal sources of financing were approved to implement the Roadmap, noting that a variety of funding sources, particularly various City reserves and reserve funds, were utilized to fund the capital portion of the plan.

On January 24, 2023, Council approved a revision to the plan to redirect approved funding to projects that are shovel-ready for government funding or partnerships when they are available.

Rapid Housing Initiative (RHI)

London was approved for all three rounds of RHI funding under the Major Cities Stream.

1. RHI Round 1 - \$7.5 million was contributed to 122 Baseline Rd which was complete and occupied in early 2022.
2. RHI Round 2 - \$10.8 million was directed to 403 Thompson Rd which was completed and occupied in October 2023.

3. RHI Round 3 - On April 4, 2023, Council approved the application of \$8.9 million from for 345 Sylvan St., which will also utilize some “Roadmap” funding. This project began construction in spring 2023 and is scheduled for completion and occupancy in September 2024.

Housing Accelerator Fund

On September 13, 2023, London was the first municipality in Canada to be approved under the Housing Accelerator Fund (HAF), a federal program to encourage housing supply growth and enhance certainty in development approvals. To secure funding, London had to demonstrate how HAF funds would achieve additional housing units beyond what would otherwise be achieved without HAF funding. HAF funds must be spent on implementing a series of housing acceleration initiatives and any remaining funding can be used to support affordable housing, housing-related infrastructure, and community-related infrastructure.

London received up to \$74.1 million, with a housing target of 2,187 additional units between 2024-2026. These units are over and above the 9,432 units anticipated over the next three years based on London’s recent unit construction average. This funding will advance the City’s Housing Pledge to facilitate and accelerate the housing supply of 47,000 units by 2031. The allocation of funds includes \$28.1 million for plan initiatives and financial incentives, \$20.0 million for investments in affordable housing, \$12.3 million for investments in housing-related infrastructure, and \$13.7 million for investments in community-related infrastructure that supports housing.

The HAF program is 100% federally funded by CMHC. The City is not required to provide any portion of the costs of delivering this service, but appropriate monitoring safeguards must be put in place to ensure the targets are met.

Likelihood of Impact on 2024 Budget - High

Zero-Emission Bus Implementation Plan and Funding

On February 10, 2022, the Federal Government announced \$14.9 billion over the next eight years to support public transportation projects across Canada. On August 10, 2022, the Minister of Infrastructure and Communities announced a \$2.75 billion Zero Emission Transit Fund, a five year national program to help communities to support the purchase of 5,000 zero emission public transit and school buses and associated infrastructure.

The Zero Emission Transit Fund will support both Planning and Design Projects including studies, modelling and feasibility analysis, and Capital Projects including buses, charging and refueling infrastructure. Infrastructure Canada will provide direct funding contributions to support planning and capital projects and will also work with the Canada Infrastructure Bank which will provide flexible financing solutions through a \$1.5 billion Zero Emission Bus initiative.

On August 25, 2021, the London Transit Commission received preliminary information from the Canadian Urban Transit Research and Innovation Consortium (CUTRIC) on the Zero-Emission Bus (ZEB) Implementation Strategy they are conducting for London. The approach recommends ten 40’ battery electric buses and related charging infrastructure including three high-powered overhead charging units (installed at facility or on-road) and four low-powered plug-in charging units (installed at facility). Municipal Council approved a \$26.0 million business case as part of the 2022 Budget Update to support this strategy, including required facilities work to upgrade the grid connection, install the required charging equipment, and retrofit facilities to accommodate the zero-emission buses. This business case was developed on the assumption that up to 50% of the costs of the initiative will be pursued through the Zero Emission Transit Fund.

On May 25, 2022, the LTC approved a recommendation from LTC Administration to approve in principle the ZEB fleet implementation and rollout plan and use the plan to support funding applications as determined in cooperation with Civic Administration. These applications would be submitted to the above two programs, among others.

Municipal Council did not approve the business case in the 2024-2027 Multi-Year Budget to support LTC’s zero-emission fleet implementation but is proceeding with the previously approved pilot project to acquire ten electric buses with charging

infrastructure. The joint procurement for this project should close in mid 2024 and delivery is estimated for late 2025.

Likelihood of Impact on 2024 Budget – High

Corporate Asset Management Plan

In August 2019, Municipal Council approved the 2019 Corporate Asset Management Plan (AMP), an update to the 2014 AMP, which is compliant with O. Reg 588/17 for directly owned City assets. On October 17, 2023, the 2023 Corporate Asset Management Plan was released which showed that the City of London owns and maintains assets with a replacement value of approximately \$28.5 billion and that the City manages its infrastructure to keep it in generally 'Good' condition. Projected spending on lifecycle assets will be more than \$1.8 billion over ten years resulting in an infrastructure investment gap of roughly \$879.2 million over the cumulative 10-year period of 2023 to 2032.

To address the infrastructure gap, the City will seek funding through different financial strategies including pursuing funding from external sources, incorporating reinvestment rate concepts through assessment growth, and continuing to utilize one-time funding where available. Municipal Council did not approve business case #P-55 in the 2024-2027 Multi-Year Budget to support maintaining / decreasing the infrastructure gap.

Likelihood of Impact on 2024 Budget – High

More Homes, More Choice Act (Bill 108), More Homes Built Faster Act (Bill 23)

With the passage of the More Homes, More Choice Act, 2019 (Bill 108) and the More Homes Built Faster Act, 2022 (Bill 23), changes to the Development Charges Act increased the number of development charges exemptions legislatively required to be granted for eligible types of development. Increased numbers of additional residential units, including purpose built, exemptions for non-profit housing, discounts for purpose build rental units and the Provincial defined exemption of affordable and attainable housing mean that development fees that would normally be collected from building these units now needs to be recovered from other sources. While a business case (#PL-3) was included in the 2024-2027 Multi-Year Budget to start providing a funding source for these exemptions, there was no such funding in place for the fiscal year 2023.

The total, unfunded exemptions required to be paid by the City for 2023 to “backfill” the City Services Development Charges Reserve Funds is \$16.8 million (includes water and wastewater). Given there was no funding source at the time, Contingency Reserves were required to be utilized to finance these exemptions. Of the \$16.8 million total, \$9.7 million was funded from the Property Tax Operating Budget Contingency Reserve, \$1.1 million from the Water Budget Contingency Reserve, and \$6.0 million from the Wastewater Budget Contingency Reserve. Recommendation b) in the 2023 Year-End Operating Monitoring Report provides for the replenishment of the Contingency Reserves to the extent that there is available surplus, noting that there is insufficient surplus in Wastewater & Treatment budget and therefore represents a net drawdown on its reserve.

The Province had committed to ensuring that municipalities are “made whole” for any loss of funding due to the More Homes Built Faster Act, 2022 and has stated they will engage in consultations to understand the impacts of the introduced legislation, however, no funding commitments have been made to date. When additional information becomes available regarding the Province’s commitment it will be brought forward to Municipal Council as part of a Committee Report and/or Annual Budget Update. Civic Administration will also continue to monitor the total amount of statutory exemptions and discounts being incurred relative to funding approved through the 2024-2027 Multi-Year Budget and will report, as necessary, on any shortfalls through future semi-annual Budget Monitoring Reports.

Likelihood of Impact on 2024 Budget - High

Climate Emergency Action Plan

On April 24, 2019, Municipal Council declared a climate emergency. On November 26, 2019, Council approved a series of actions to be completed to address the climate emergency, including the development of a Climate Emergency Action Plan (CEAP) and the creation and implementation of a Climate Emergency Evaluation Tool (now referred to as the Climate Lens Process). Several progress updates were provided in 2020 and 2022 leading up to the February 8, 2022, Strategic Priorities and Policy Committee Draft Climate Emergency Action Plan report. As outlined in that report, many actions listed within the CEAP Workplans in 2022 and 2023 can be implemented within existing budgets and by utilizing existing City resources. However, investment in climate action over the full term of the CEAP (to 2050) by the City, businesses and residents is anticipated to be significant; some investments are anticipated to align with, augment and sometimes replace planned future spending. It is anticipated that many CEAP investments may result in opportunities for net operating savings.

Civic Administration developed a detailed Climate Change Investment and Implementation Plan for the CEAP initiatives requiring additional funding, including the scope, timing, and pace of CEAP investments, which in turn provided input into the City's 2023-2027 Strategic Plan and 2024-2027 Multi-Year Budget, as well as future strategic plans and multi-year budgets. The investment required to support all initiatives in the CEAP cannot be borne entirely by the City of London. Support from federal and provincial partners will be critical to ensuring the successful implementation of many initiatives.

With the 2024-2027 Multi-Year Budget, Council approved funding to advance the Climate Emergency Action Plan. \$1.5 million was approved to support the Home Retrofit program, as well as an annual \$1.0 million contribution to the Climate Change Investment Fund, and \$10,000 annually for the Transportation Management Association.

Likelihood of Impact on 2024 Budget - High

WASTEWATER & WATER

Infrastructure Funding (Wastewater)

Disaster Mitigation and Adaptation Fund

On October 13, 2020, the Federal Government announced that London was approved for funding under the Disaster Mitigation and Adaptation Fund (DMAF) program to support the construction of flood protection measures at the Greenway and Adelaide Wastewater Treatment Plants. The overall project cost is estimated at \$49.5 million, with the maximum federal share of all project related expenses totalling \$19.8 million (40%). The contribution agreement was approved by Council in early 2022 and work is proceeding.

On March 3, 2023, London was approved for an additional \$3.6 million of DMAF funding for another application. With another \$5.5 million from the City, for a total value of \$9.1 million, this project will reconstruct the Broughdale Dyke which protects 191 properties within the floodplain including residential, institutional, and recreational areas. An environmental assessment in 2016 recommended extending and raising the dyke from a 100-year flood elevation to a 250-year flood level elevation. The contribution agreement was approved by Council in May 2023.

Housing-Enabling Water Systems Fund

On November 9, 2023, The Government of Ontario launched the Housing-Enabling Water Systems Fund (HEWSF), committing \$200 million over three years to help municipalities repair, rehabilitate and expand critical drinking water, wastewater and stormwater infrastructure. This new funding will help promote growth and enable housing opportunities. Further, on March 21, 2024, the Ontario government announced an additional \$625 million will be committed to the HEWSF, bringing to the total funding allocation to \$825 million. Applications for this program will be accepted until April 19, 2024. Civic Administration is exploring potential projects that may be eligible for HEWSF funding and working towards applying before the deadline.

Likelihood of Impact on 2024 Budget – High

Corporate Asset Management Plan 2023 Update (Water; Wastewater)

The City of London's 2023 Corporate Asset Management Plan identified that the value of the City's water, wastewater, and stormwater systems is \$20.7 billion and represents 73% of the replacement value of the City's assets. The 2023 Corporate Asset Management Plan identified the following infrastructure gaps (as of 2022) related to water, stormwater, and wastewater infrastructure: Water does not have an infrastructure gap, Sanitary has an infrastructure gap of \$57.7 million and Stormwater has an infrastructure gap of \$9.2 million. Infrastructure gap is a value that represents the need for major lifecycle repairs, or eventual replacement of new infrastructure. The water, wastewater, and stormwater portion of the City's overall infrastructure gap to maintain current levels of service is a relatively small proportion at 7% of the City's total infrastructure gap to maintain current levels of service.

Based on this update and given the present asset information, the projected investment suggested in the 20-year plan is appropriate. Staff will continue to monitor the infrastructure gap and will act if necessary. Staff will continue to monitor the sanitary and stormwater infrastructure gap including undertaking study work to provide higher quality information to better quantify the infrastructure gap moving forward.

Likelihood of Impact on 2024 Budget – High

Greenway Incinerator Rebuild – Solids Disposal Costs

The incinerator rebuild is expected to result in increased solids disposal costs. It is expected that funds are available to cover these costs, but if certain solids disposal strategies are found to not be possible, the costs could escalate to a level that exceeds available budgets. The risk covers the period from May 2024 to the first quarter of 2025.

Staff are exploring various private service providers who can provide multiple options for solids disposal. By establishing multiple service providers, the risk would be reduced.

Likelihood of Impact on 2024 Budget – High

Excess Soils (Water; Wastewater)

Ministry (MECP) Regulation (406/19) has a new framework for the excavation, removal, and transport of "excess soils" between two or more sites. This new framework is now in effect and it will apply to most construction projects that generate "excess soil." There is some uncertainty to what extent the costs of our capital projects will be impacted. As a result, the City should anticipate potential pressures on the Water/Wastewater capital plans.

City Staff are working with the Heavy Construction Industry to understand the potential impact of these changes on costs moving forward. In addition, City Staff are working with the Engineering Consulting community to promote the reuse of soils during capital projects. As part of the 2024 to 2027 Multi-Year Budget development process, a new capital project was established to construct a new facility for handling in-house wet excess soils to meet regulatory requirements.

Likelihood of Impact on 2024 Budget – High

Impacts from Bill 93 (Water; Wastewater)

Bill 93 and its legislative changes have significantly increased the City's costs related to providing utility locates through contracted vendor(s). A new utility locate contract entered in March 2023 escalated Water Operations' and Sewer Operations' respective operating budgets by approximately \$1.6 million each, based on 2023 volume requirements.

As part of the 2024 to 2027 Multi-Year Budget process, legislative business cases for Water Operations and Sewer Operations were approved by Municipal Council to internalize locate services. To maintain compliance with the Ontario Underground Infrastructure Notification System Act, as amended by Bill 93, an internalized locate service delivery model is being developed with implementation to begin transitioning in April 2024. Currently the City contracts this work out and has seen these costs increase

substantially when initiating the most recent competitive bidding process. To deliver better service, the legislative business cases requested additional investment to develop a team within the organization to deliver these services more efficiently and at a more efficient cost.

Likelihood of Impact on 2024 Budget – High

Watermain Breaks (Water)

Surface restoration of watermain breaks occurring on arterial roads during the winter season requires additional operational effort, unexpected costs, and timely and costly acquisition of asphalt for roadway reinstatement.

This is being mitigated by the annual watermain rehabilitation, replacement, and leak detection programs systematically replacing problematic watermains. These programs proactively identify compromised infrastructure which is then scheduled for replacement prior to the winter months. A proactive valve exercising program has also been developed to ensure that valves operate reliably during emergency responses, to quickly control flows and potentially lessen damage.

Likelihood of Impact on 2024 Budget - Low

Canada-Ontario Lake Erie Action Plan (Wastewater)

The Great Lakes Water Quality Agreement requires the United States and Canada to reduce phosphorus levels that contribute to algal blooms in Lake Erie by 40% based on levels measured in 2008. The Thames River Watershed has been identified as a priority watershed. The final Canada-Ontario Lake Erie Action Plan was issued by the Federal government in February 2018. The plan includes a series of specific actions to be undertaken by the City of London that were endorsed by Council in Q4-2017. The timing and funding of these actions is directly linked with the availability of federal and provincial funding. Staff will continue to monitor the availability of funding and will submit applications for this work at every opportunity.

Likelihood of Impact on 2024 Budget – Low

Conclusion

Key items included in the 2023 Year-End Capital Budget Monitoring Report include the following:

The 2023 life-to-date capital budget:

- \$1.9 billion (54.8%) of the \$3.5 billion 2023 life-to-date capital budget is committed, leaving \$1.6 billion (45.2%) of approved capital funding uncommitted.
- A status update for active 2020 life-to-date capital budgets (2020 and prior) that have no future budget requests is provided in Appendix “B”.

A total of 69 completed capital projects with a total budget value of \$115.8 million and surplus of \$2.3 million are recommended to be closed with surplus funding returned to the original source of financing (Appendix “C”).

Inflationary and emerging issues were identified that may impact the capital budget in the 2024 period and beyond. Civic Administration will continue to monitor these issues and report back to Council and the community in a timely manner, noting that the known impacts were incorporated in the approved 2024 to 2027 Multi-Year Budget.

Prepared by: Ken Clarke, CPA, CMA, MBA Manager II, Accounting and Reporting Financial Planning and Policy

Submitted by: Kyle Murray, CPA, CA, Director, Financial Planning and Business Support

Recommended by: Anna Lisa Barbon, CPA, CGA, Deputy City Manager, Finance Supports

Cc: Jason Davies – Manager III, Financial Planning and Policy
Ian Collins – Director, Financial Services
John Millson – Senior Financial Business Administrator
Jeff Millman – Senior Financial Business Administrator

Attachments:

Appendix A - 2023 Capital Budget Activity (Life-To-Date December 31, 2023)

Table 1 - 2023 Council Awards Details (via Council approved Source of Financing documents)

Source of Financing Number	Date of Committee Award	Service Program	Description	Awarded Amount	Budget Adjustments
23001	2023-01-10	Wastewater and Treatment	RFP-2022-271 2023 Cured in Place Pipe (CIPP) Sewer Lining Program	5,910,296	0
23002	2023-01-31	Culture Services	Permanent City of London Indigenous Artwork Collection	100,000	100,000
23003	2023-01-10	Wastewater and Treatment	East London Link and Municipal Infrastructure Improvements Phase 2	13,438,206	0
23003	2023-01-10	Water	East London Link and Municipal Infrastructure Improvements Phase 2	2,939,271	0
23003	2023-01-10	Transportation Services	East London Link and Municipal Infrastructure Improvements Phase 2	2,327,326	988,532
23004	2023-01-10	Planning and Development Services	Single Source Procurement - SS-2022-316 Orientation Gateway Markers	134,456	0
23008	2023-01-31	Wastewater and Treatment	RFT-2022-248 Rapid Transit Implementation – Wellington Street from Queens Avenue to the Thames River (South Branch)	2,578,995	0
23008	2023-01-31	Water	RFT-2022-248 Rapid Transit Implementation – Wellington Street from Queens Avenue to the Thames River (South Branch)	3,540,699	0
23008	2023-01-31	Transportation Services	RFT-2022-248 Rapid Transit Implementation – Wellington Street from Queens Avenue to the Thames River (South Branch)	24,733,871	1,828,938
23009	2023-01-31	Wastewater and Treatment	Consultant Contract Services Increase for the Stanton Drain Trunk Sewer Replacement Project	30,440	0
23010	2023-01-31	Protective Services	Single Source Procurement - London Fire Department Battery Operated Extrication Equipment	680,245	0
23011	2023-01-31	Protective Services	Single Source Procurement - London Fire Department Stabilization Rescue Struts	62,157	0
23012	2023-01-30	Wastewater and Treatment	Property Acquisition - Hyde Park Community Stormwater Management	206,223	0
23013	2023-01-31	Protective Services	Single Source Procurement - London Fire Department Call Handling Software	430,556	0
23014	2023-01-30	Transportation Services	Property Acquisition, Wellington Gateway Rapid Transit Project	518,758	0
23018	2023-01-31	Corporate, Operational and Council Services	Single Source Procurement – Purchase of Ravo Street Sweepers	2,057,688	0
23023	2023-02-22	Transportation Services	Contract Amendment - Detailed Design for Bradley Avenue Extension - Wharnccliffe Road South to Jalna Boulevard	298,793	0
23024	2023-02-21	Corporate, Operational and Council Services	RFT-2022-247 Solarwinds Orion Network Performance Monitoring System	105,565	0
23025	2023-02-22	Parks, Recreation and Neighbourhood Services	RFP2022-306 Hyde Park Village Green Natural Playground Equipment and Rubber Safety Surfacing	152,443	0
23026	2023-02-22	Wastewater and Treatment	RFP-2022-245 Pollution Prevention Control Plan (PPCP) Update Study	306,134	0
23028	2023-02-21	Corporate, Operational and Council Services	Single Source Procurement - SS22-284 Personal Computing and Services	1,009,298	0
23029	2023-02-22	Protective Services	Single Source Procurement - SS-2023-037 London Fire Department - Engine and Aerials	7,368,528	3,255,061
23033	2023-02-21	Transportation Services	Property Acquisition, Wellington Gateway Rapid Transit Project	497,036	0
23034	2023-02-21	Corporate, Operational and Council Services	Single Source Procurement - SS-2023-031 Cognos Modernization Phase II	564,401	0
23040	2023-02-22	Parks, Recreation and Neighbourhood Services	RFP-2022-308 - Design, Supply and Installation of Typical Playground Equipment for Multiple Parks	337,725	0
23051	2023-03-21	Wastewater and Treatment	White Oak Road Upgrades - Construction Administration	126,994	0
23051	2023-03-21	Transportation Services	White Oak Road Upgrades - Construction Administration	241,420	0
23052	2023-03-21	Wastewater and Treatment	RFT-2023-001 Southdale Road West and Colonel Talbot Roundabout	585,611	0
23052	2023-03-21	Water	RFT-2023-001 Southdale Road West and Colonel Talbot Roundabout	103,392	0
23052	2023-03-21	Transportation Services	RFT-2023-001 Southdale Road West and Colonel Talbot Roundabout	8,660,501	0
23053	2023-03-21	Wastewater and Treatment	RFT-2022-315 2023 Infrastructure Renewal Program - Quebec Street	4,335,659	0
23053	2023-03-21	Water	RFT-2022-315 2023 Infrastructure Renewal Program - Quebec Street	1,443,447	0
23053	2023-03-21	Transportation Services	RFT-2022-315 2023 Infrastructure Renewal Program - Quebec Street	1,212,793	0
23054	2023-03-21	Wastewater and Treatment	RFT-2022-319 2023 Infrastructure Renewal Program - Paardeberg Crescent, Flanders	2,656,887	0
23054	2023-03-21	Water	RFT-2022-319 2023 Infrastructure Renewal Program - Paardeberg Crescent, Flanders	1,348,980	0
23054	2023-03-21	Transportation Services	RFT-2022-319 2023 Infrastructure Renewal Program - Paardeberg Crescent, Flanders	3,480,804	0
23056	2023-03-21	Wastewater and Treatment	Single Source Procurement - Planned Rebuild of Incinerator Systems at Greenway Wastewater Treatment Plant	5,108,352	3,440,914

Appendix A - 2023 Capital Budget Activity (Life-To-Date December 31, 2023)

Table 1 - 2023 Council Awards Details (via Council approved Source of Financing documents)

Source of Financing Number	Date of Committee Award	Service Program	Description	Awarded Amount	Budget Adjustments
23059	2023-03-21	Wastewater and Treatment	Contract Price Increase: Infrastructure Renewal Program - Lorne Ave and Churchill and Manitoba	179,200	0
23059	2023-03-21	Water	Contract Price Increase: Infrastructure Renewal Program - Lorne Ave and Churchill and Manitoba	82,324	0
23059	2023-03-21	Transportation Services	Contract Price Increase: Infrastructure Renewal Program - Lorne Ave and Churchill and Manitoba	54,950	0
23060	2023-03-21	Housing, Social and Health Services	345 Sylvan Street - Rapid Housing Initiative, Round 3 Project	17,540,102	0
23061	2023-03-20	Corporate, Operational and Council Services	RFP-2202-154 Network Refresh and Secondary Data Center Portfolio Management Service	334,989	0
23062	2023-03-21	Environmental Services	Award of Construction Administration Services, Landfill Gas Flaring Facility Development at the W124 Landfill Site	221,349	0
23066	2023-04-12	Transportation Services	Oxford Street West and Gideon Drive Intersection Improvements	497,506	0
23068	2023-04-12	Protective Services	RFP-2022-309 Prime Consulting Services for the New Fire Station No. 15	428,700	0
23069	2023-04-12	Wastewater and Treatment	2023 Infrastructure Renewal Program and Huron Street Steel Watermain Cathodic Protection Project	664,357	12,859
23069	2023-04-12	Water	2023 Infrastructure Renewal Program and Huron Street Steel Watermain Cathodic Protection Project	494,115	0
23069	2023-04-12	Transportation Services	2023 Infrastructure Renewal Program and Huron Street Steel Watermain Cathodic Protection Project	121,573	0
23070	2023-04-12	Wastewater and Treatment	Greenway and Adelaide Wastewater Treatment Plants Climate Change Resiliency	156,060	0
23071	2023-04-12	Wastewater and Treatment	RFT-2023-015 Fanshawe Park Road & Richmond Street Intersection Improvements	472,033	0
23071	2023-04-12	Water	RFT-2023-015 Fanshawe Park Road & Richmond Street Intersection Improvements	1,601,451	0
23071	2023-04-12	Transportation Services	RFT-2023-015 Fanshawe Park Road & Richmond Street Intersection Improvements	14,114,540	0
23074	2023-04-12	Environmental Services	Single Source Procurement - SS-2023-099 Material Recovery Facility Baler Refurbishment	218,844	0
23078	2023-04-12	Environmental Services	RFP-2022-105 Procurement of Green Bin Containers and Delivery Services	4,060,275	0
23079	2023-04-11	Transportation Services	Settlement Agreement, Wharncliffe Road Widening Project	208,191	0
23080	2023-04-11	Transportation Services	Property Acquisition, Future Road Widening and Improvements	226,775	0
23090	2023-05-02	Parks, Recreation and Neighbourhood Services	Carling Heights Optimist Community Centre and McMahan Park Engagement Results	0	200,000
23094	2023-05-02	Wastewater and Treatment	Consultant Fee Increase: Tributary 12 Construction	84,741	0
23108	2023-05-24	Wastewater and Treatment	Dingman Creek Pumping Station Consulting Fees Value Increase	471,174	-174,302
23109	2023-05-24	Wastewater and Treatment	RFT-2023-016 Dingman Drive Improvements	640,508	0
23109	2023-05-24	Water	RFT-2023-016 Dingman Drive Improvements	107,532	0
23109	2023-05-24	Transportation Services	RFT-2023-016 Dingman Drive Improvements	10,069,296	0
23113	2023-05-24	Protective Services	Single Source Procurement - London Fire Department Bunker Gear	323,292	0
23116	2023-06-13	Transportation Services	RFT-2023-083 Traffic Signal Rebuild for Wonderland Road S at Village Green Avenue and at Teeple Terrace	958,048	0
23120	2023-05-30	Housing, Social and Health Services	SS-2023-120 Single Source: Supportive Housing Model at 403 Thompson Road	161,715	0
23121	2023-06-12	Planning and Development Services	RFP-2023-018 ESA Lands Asset Plan and Data Management Tool	182,551	0
23122	2023-06-13	Wastewater and Treatment	Stormwater Infrastructure and Channel Remediation Projects	699,357	0
23123	2023-06-13	Water	Contract Price Increase: RFT-2022-016 Springbank Reservoirs 1 & 3 Roof Membrane Replacement and Repairs Project	1,526,031	1,544,664
23124	2023-06-13	Wastewater and Treatment	Funding to Support UTRCA Capital/Maintenance Projects and City Watercourse Monitoring Program	334,486	0
23125	2023-06-13	Protective Services	Single Source Procurement - SS-2023-172 London Fire Department Request for Fire Apparatuses	8,028,811	8,028,811
23127	2023-06-13	Protective Services	Single Source Procurement - London Fire Department Request for a Decontamination Pod	368,763	368,763
23128	2023-06-12	Transportation Services	Property Acquisition, East London Link Rapid Transit Project	151,020	0

Appendix A - 2023 Capital Budget Activity (Life-To-Date December 31, 2023)

Table 1 - 2023 Council Awards Details (via Council approved Source of Financing documents)

Source of Financing Number	Date of Committee Award	Service Program	Description	Awarded Amount	Budget Adjustments
23138	2023-07-18	Transportation Services	RFP-2023-141 Design, Fabrication, Delivery, Installation and Maintenance of Wayfinding Signage for City of London Downtown Westside Plan	127,557	0
23139	2023-07-18	Transportation Services	Western Road and Sarnia Road/Philip Aziz Avenue Corridor and Intersection Improvements Detailed Design	1,051,769	0
23139	2023-07-18	Transportation Services	Western Road and Sarnia Road/Philip Aziz Avenue Corridor and Intersection Improvements Detailed Design	319,641	0
23139	2023-07-18	Transportation Services	Western Road and Sarnia Road/Philip Aziz Avenue Corridor and Intersection Improvements Detailed Design	118,771	0
23139	2023-07-18	Water	Western Road and Sarnia Road/Philip Aziz Avenue Corridor and Intersection Improvements Detailed Design	59,978	0
23139	2023-07-18	Wastewater and Treatment	Western Road and Sarnia Road/Philip Aziz Avenue Corridor and Intersection Improvements Detailed Design	92,027	0
23139	2023-07-18	Transportation Services	Western Road and Sarnia Road/Philip Aziz Avenue Corridor and Intersection Improvements Detailed Design	16,175	0
23139	2023-07-18	Transportation Services	Western Road and Sarnia Road/Philip Aziz Avenue Corridor and Intersection Improvements Detailed Design	16,032	0
23141	2023-07-18	Transportation Services	RFP 2023-097 Streetscape Master Plan for Dundas Street	162,714	0
23144	2023-07-18	Water	Vauxhall Wastewater Treatment Plant Refurbishment Stage 1	176,569	0
23147	2023-07-18	Wastewater and Treatment	Contract Price Increase: 2022 Sewer Lining	34,390	0
23148	2023-07-18	Water	Appointment of Consulting Engineers for the Infrastructure Renewal Program	576,941	0
23148	2023-07-18	Wastewater and Treatment	Appointment of Consulting Engineers for the Infrastructure Renewal Program	865,414	0
23157	2023-08-15	Transportation Services	Contract Price Increase: Victoria Bridge - Temporary Modular Bridge	152,640	0
23158	2023-08-14	Housing, Social and Health Services	Property Acquisition - Roadmap to 3000 Affordable Housing Units and Parkland Acquisition	4,995,679	0
23158	2023-08-14	Parks, Recreation and Neighbourhood Services	Property Acquisition - Roadmap to 3000 Affordable Housing Units and Parkland Acquisition	1,188,445	1,188,445
23159	2023-08-15	Water	2024/2025 Infrastructure Renewal Program	168,478	0
23159	2023-08-15	Wastewater and Treatment	2024/2025 Infrastructure Renewal Program	252,718	0
23160	2023-08-15	Wastewater and Treatment	Contract Price Increase: Churchill Avenue and Manitoba Street	21,624	0
23160	2023-08-15	Water	Contract Price Increase: Churchill Avenue and Manitoba Street	13,992	0
23160	2023-08-15	Transportation Services	Contract Price Increase: Churchill Avenue and Manitoba Street	15,264	0
23161	2023-08-15	Wastewater and Treatment	RFT-2023-030 Watermain Cleaning and Lining Services	6,613,189	0
23168	2023-08-15	Wastewater and Treatment	Greenway and Adelaide Wastewater Treatment Plants Climate Change Resiliency Consulting Fees Value Increase	966,476	0
23169	2023-08-14	Transportation Services	Property Acquisition - Wellington Gateway Project	1,448,715	0
23171	2023-08-14	Transportation Services	Property Acquisition - Wellington Gateway Project	1,720,679	0
23185	2023-09-11	Transportation Services	Property Acquisition - Wellington Gateway Project	895,774	0
23187	2023-09-12	Transportation Services	2024 Stormwater Management Remediation Project	127,551	0
23188	2023-09-12	Corporate, Operational and Council Services	SS-2023-233 Single Source Purchase of Cured in Place Pipe (CIPP) Lining Trailer	30,529	0
23188	2023-09-12	Wastewater and Treatment	SS-2023-233 Single Source Purchase of Cured in Place Pipe (CIPP) Lining Trailer	79,474	0
23194	2023-10-03	Protective Services	SS-2023-252 New Fibre Network Service Installation for Fire Station No.15	115,854	0
23195	2023-10-04	Transportation Services	RFP20-29 and RFP20-28 due to Excess Soils Regulation Rapid Transit Implementation – Consultant Design Contract Increase	566,513	0
23196	2023-10-04	Corporate, Operational and Council Services	SS-2023-232 Single Source Purchase of Hydro Excavator	752,825	0
23197	2023-10-04	Parks, Recreation and Neighbourhood Services	Capital Needs at City of London Golf Courses	0	1,625,000
23199	2023-10-03	Economic Prosperity	Budweiser Gardens Proposed Expansion	0	9,000,000
23200	2023-10-24	Protective Services	Capital Needs for Purchase of Next Generation 9-1-1 Communication System	524,064	0
23203	2023-10-24	Environmental Services	Greenway/Adelaide Waste Water Treatment Plans Climate Change Resiliency Equip Preselection	2,448,048	0
23204	2023-10-24	Wastewater and Treatment	Greenway WWTR Plant Planned Rebuild of Incinerator Systems	1,108,254	

Appendix A - 2023 Capital Budget Activity (Life-To-Date December 31, 2023)

Table 1 - 2023 Council Awards Details (via Council approved Source of Financing documents)

Source of Financing Number	Date of Committee Award	Service Program	Description	Awarded Amount	Budget Adjustments
23205	2023-10-24	Wastewater and Treatment	Oxford WWTR Plant Membrane Replacement	330,720	0
23211	2023-12-05	Transportation Services	River Road Pavement & Drainage Improvement Detailed Design & Construction Administration	318,587	0
23212	2023-11-13	Protective Services	Property Acquisition - London Police Services	2,609,047	0
23213	2023-11-13	Planning and Development Services	Property Acquisition - Westminster Drive	4,350,404	4,350,404
23216	2023-12-06	Planning and Development Services	Recruitment, Retention and Accommodation of Planning & Development and Building Staff	0	1,100,000
23218	2023-12-03	Transportation Services	Settlement Agreement, Wharcliffe Road Widening Project	417,216	0
23219	2023-12-05	Wastewater and Treatment	White Oaks Complete Corridor Design from Wharcliffe to Exeter Road Consulting Services Award	508,235	508,235
23221	2023-12-05	Wastewater and Treatment	Overflow Notification Portal - Single Source Procurement	628,606	0
23222	2023-12-05	Wastewater and Treatment	Emergency Procurement of Replacement Pumps for Hazeldon Pumping Station	55,555	247,918
				202,461,742	37,614,242

Appendix A - 2023 Capital Budget Activity (Life-To-Date December 31, 2023)

Table 2 - 2023 Council Approved Budget Adjustments Details (via Council approved reports with no accompanying Source of Financing document)

Budget	Description	
Property Tax	2023 Assessment Growth	962,232
Property Tax	Adjustments resulting from the various Council approved reports	18,451,563
Property Tax ¹	Adjustments resulting from the various Council approved releases in the 2023 Mid-Year Capital Monitoring Report	-7,541,240
Water ¹	Budget moved to future period through Growth Management Implementation Strategy (included in 2024-2027 Multi Year Budget)	-4,844,716
Water ¹	Adjustments resulting from the various Council approved releases in the 2023 Mid-Year Capital Monitoring Report	-4,847,449
Wastewater and Treatment	Adjustments resulting from the various Council approved reports	2,930,431
Wastewater and Treatment ¹	Adjustments resulting from the various Council approved releases in the 2023 Mid-Year Capital Monitoring Report	-12,430,526
Total		-7,319,705

Notes:

1) Negative figures reflects the net impact of funds released as approved in the 2023 Mid-Year Capital Monitoring Report as well as changes realized from GMIS.

Appendix A - 2023 Capital Budget Activity (Life-To-Date December 31, 2023)

Table 3 - Council Approved Awards and Budget Adjustments Summary (Including Tab 2)

Budget	Awarded Amount	Budget Adjustments
Property Tax Budget	137,736,147	24,714,249
Wastewater and Treatment Budget	50,542,395	4,035,624
Water Budget	14,183,200	1,544,664
Subtotal Council Awards and Budget Adjustments	202,461,742	30,294,537

Table 4 - Administrative Awards and Budget Adjustments Summary

Budget	Awarded Amount	Budget Adjustments
Property Tax Budget	52,507,881	13,990,884
Wastewater and Treatment Budget	34,533,643	4,000
Water Budget	15,103,304	6,172
Subtotal Administrative Awards and Budget Adjustments¹	102,144,827	14,001,056

Notes:

1) Civic Administration source of financing awards are in accordance with the Procurement of Goods and Services Policy and are reported annually through that process.

Table 5 - Combined Council Approved and Administrative Awards and Budget Adjustments Summary

Budget	Awarded Amount	Budget Adjustments
Property Tax Budget	190,244,028	38,705,133
Wastewater and Treatment Budget	85,076,038	4,039,624
Water Budget	29,286,504	1,550,836
Total Council Approved, Administrative Awards and Budget Adjustments	304,606,569	44,295,593

Appendix B - Summary of 2020 Life-To-Date Capital Budgets Having No Future Budget Requests

Project	Project Description	Classification	Service Program	2020 LTD Budget	Committed	Uncommitted	Expected Completion	Explanation
ES2436	WEeping TILE DISCONNECTION	Service Improvement	Environmental Services	1,151,936	19,015	1,132,921	Q1 2025	Funding is in place to cover cost for 100% funded residential weeping tile disconnection program to mitigate basement flooding. Covid restrictions prevented the implementation of this program which requires entry into residential homes to undertake work. Regarding the future of this program, a consultant has been hired to investigate and identify a priority and implementation strategy through work within the Pollution Prevention and Control Plan (PPCP) Master Plan update study. The PPCP project is currently ongoing, and the consultant's report is expected to be available in July 2024. If a suitable implementation program is not identified, a portion of available funds may be recommended to be redirected to other means of basement flooding/sewer overflow mitigation through the budget update process.
ES2476	ELLIOT-LAIDLAW REMEDIATION	Life Cycle Renewal	Environmental Services	200,000	290	199,710	2026	Project had been delayed but works are now identified to be completed to the channel in 2024.
ES2681	MUD CREEK EAST BR STORMWATER	Growth	Environmental Services	9,259,800	8,916,411	343,389	Q2 2024	Phase 1B construction complete in 2022 with a subsequent warranty period. Phase 1 project split into two sub-phases for construction. Phase 1A construction was completed in 2021 with end of warranty in 2022. Phase 1B under warranty until Q2 2024.
ES2685	GREENWAY PCP TREATMENT	Growth	Environmental Services	44,446,418	44,000,655	445,763	Q4 2024	Greenway expansion contract complete. Final commitments relate to implementation of next phase of Greenway upgrade.
ES3020-HP6	SWM FACILITY - HYDE PARK NO 6	Growth	Environmental Services	2,416,700	2,416,697	3	Q4 2025	Both Phase 1 projects were constructed in 2023 with end of warranty in Q4 2025. Phase 2 of Hyde Park assignment A and B will be completed over the next few years.
ES3020-PD2	SWM FACILITY-PINCOMBE DRAIN 2	Growth	Environmental Services	2,456,700	-	2,456,700	Q4 2024	Money to be retained for anticipated construction claims by the Developer. Timing for claim submission is dependent on the owner's timing. The actual final costs are unknown at this time. Partial or all of the funds will be used. The initial estimate from the Subdivision Agreement is \$1,520,424.
ES3020-RVBTC	SWM FACILITY - RIVER BEND	Growth	Environmental Services	13,906,700	11,899,922	2,006,778	Q4 2024	The temporary SWM Facility was decommissioned and is now substantially complete and in warranty period. Funding to remain to support monitoring and erosion sediment controls until subdivision is built out.

Appendix B - Summary of 2020 Life-To-Date Capital Budgets Having No Future Budget Requests

Project	Project Description	Classification	Service Program	2020 LTD Budget	Committed	Uncommitted	Expected Completion	Explanation
ES3021	LAND (EXPROPRIATION)	Growth	Environmental Services	900,000	577,868	322,132	Q4 2024	2014-2019 DC Land Acquisition Account. Uncommitted funds to be used for upcoming SWM DC Land needs in the Hyde Park Area.
ES3045	HORTON SANITARY SEWER UPGRADES	Life Cycle Renewal	Environmental Services	480,000	221,332	258,668	Q4 2025	Further evaluation is required to determine if works can be included in the future Horton/Wharncliffe Road Intersection Improvements project.
ES3074	TRUNK SEWER UPGRADES	Life Cycle Renewal	Environmental Services	1,800,000	1,454,684	345,316	Q4 2024	New initiatives associated with engineering and specialized maintenance is underway to address deficiencies in select trunk sewers.
ES3083	INFILL & INTENSIFICATION	Growth	Environmental Services	1,450,122	1,391,012	59,110	Q3 2024	There are increasing pressures on infill/intensification and the remaining budget is required.
ES3087	HURON INDUSTRIAL PARK SERVICE	Service Improvement	Environmental Services	1,122,673	1,042,458	80,215	Q4 2025	Funds will be utilized for the design and tendering of any engineering for servicing Huron blocks.
ES3097	VAUXHALL-POTTERSBERG	Service Improvement	Environmental Services	6,000,000	5,892,131	107,869	2026	Project needs to remain open as further related projects need to be completed which will use up this variance (there are multiple capital projects related to the various elements of the Potts-Vaux interconnection strategy).
ES3099	POTTERSBERG-VAUXHALL WWTP	Life Cycle Renewal	Environmental Services	3,976,996	1,185,795	2,791,201	2026	Construction currently underway. Expected completion by Q2 2025, warranty period to go until 2026.
ES3203	HYDE PARK-STANTON DRAIN	Growth	Environmental Services	287,500	4,070	283,430	Q4 2025	This project was initiated in Q3 2021 to meet the ultimate drainage configuration of the Hyde Park Addendum (EA completed in 2020). Land negotiations ongoing and should be resolved this year.
ES4418	INFLOW AND INFILTRATION	Growth	Environmental Services	300,000	-	300,000	Q4 2025	Account funds are to be used to fund future Inflow & Infiltration studies and initiatives.
ES5133	POTTERSBERG/VAUXHALL TRANSFER	Growth	Environmental Services	5,000,000	488,757	4,511,243	2026	Project will be re-initiated now that Vauxhall upgrades (phase 1) are underway.
ES5145	SANITARY SEWER INTERNAL	Growth	Environmental Services	446,625	190,700	255,925	Beyond	Account funds are used to pay developer claims over time related to sanitary sewer oversizing. There's no end date to the project account. Claims can be made any time by the developer. Account needs to remain open since there are two files with open claims that are developer led works (33M-706,33M-753).
ES5146	INFILL & INTENSIFICATION	Growth	Environmental Services	614,805	613,773	1,032	Q4 2024	Account needs to remain open for more infill and intensification work.

Appendix B - Summary of 2020 Life-To-Date Capital Budgets Having No Future Budget Requests

Project	Project Description	Classification	Service Program	2020 LTD Budget	Committed	Uncommitted	Expected Completion	Explanation
ES5252	KL1B KILALLY GROWTH AREA	Growth	Environmental Services	494,600	443,813	50,787	Q4 2024	Waiting for developer to make a final claim. There is still a small remaining claim left to complete the seasonal surface works for this trunk which should be no more than \$50,000.
ES5264	WONDERLAND PUMPING STATION	Growth	Environmental Services	5,000,000	5,000,003	(3)	Q2 2025	Construction completion expected Q2 2024, warranty to Q2 2025.
ES5272	GREENWAY WWTP ORGANIC RANKINE	Service Improvement	Environmental Services	11,000,000	10,912,459	87,541	Q4 2024	Delay due to equipment failure. Further services may be required upon start-up.
ES5402	BIOSOLIDS MASTER PLAN	Growth	Environmental Services	400,000	401,411	(1,411)	Q4 2024	Study to be finalized Spring 2024, report by end of year.
ES5427	PRE-ASSUMPTION MONITORING	Growth	Environmental Services	1,000,000	678,112	321,888	Q4 2025	Future projects needs are anticipated to be required by updated Ministry monitoring requirements anticipated to be released in 2024.
ES5428	INFILL & INTENSIFICATION NODES	Growth	Environmental Services	2,263,961	2,263,961	0	2028	Annual DC Program to construct storm sewers in the Built Area. To stay open until the next DC study.
ES5429	STORM SEWER INTERNAL	Growth	Environmental Services	5,920,674	5,085,284	835,390	2028	Annual DC program for Developer Claims on Oversized Storm Sewer construction. To stay open until next DC Study.
ES5520	COMMUNITY GROWTH TRUNK STORM	Growth	Environmental Services	3,030,480	267,894	2,762,586	2028	Annual DC program for Developer Claims on Trunk Storm Sewer construction.
ES6066	DINGMAN PUMPING STATION HEADER	Life Cycle Renewal	Environmental Services	500,000	431,558	68,442	Q4 2024	This project will be to study, design and modify the header pipe used to convey sewage to and from the Dingman Pumping Station to the Dingman Storage Facility and force main. Construction mostly complete. Some deficiencies may require further geotechnical analysis work.
ES6074	POTTERSBURG WWTP CSO AND INLET	Life Cycle Renewal	Environmental Services	1,821,504	1,716,308	105,196	Q4 2025	Pumping Station design project postponed slightly. This project remains available for support as required.
ES6610	UWRF TRANSITION TO CSRF-SWM	Growth	Environmental Services	7,514,300	5,277,081	2,237,219	Q4 2024	Account used to address Stormwater Urban Works Reserve Fund (UWRF) claims and deficiencies at assumed stormwater management ponds (UWRF facilities). Timing of some of these projects are at the discretion of the developers, however it is anticipated that remaining projects will be completed by Q4 2024.

Appendix B - Summary of 2020 Life-To-Date Capital Budgets Having No Future Budget Requests

Project	Project Description	Classification	Service Program	2020 LTD Budget	Committed	Uncommitted	Expected Completion	Explanation
ESSWM-DCNLP9	SWM FACILITY DINGMAN CREEK	Growth	Environmental Services	6,476,927	5,138,373	1,338,554	2026	This work is to support the future construction on Col. Talbot Road.
ESSWM-FH1	SWM FACILITY-FOX HOLLOW	Growth	Environmental Services	3,700,000	3,531,805	168,195	Q4 2024	Additional remediation work along with additional Consultant inspections required.
ESSWM-LPH	SWM FACILITY-LONDON	Growth	Environmental Services	3,954,100	568,204	3,385,896	Q2 2025	Project to undertake the design and construction of the proposed SWM servicing works. Design and Construction Administration has been awarded.
ESSWM-PD3	SWM FACILITY-PINCOMBE DRAIN	Growth	Environmental Services	2,553,859	2,533,692	20,167	Q2 2024	Consultant still involved with the restoration plan. Additional invoices pending.
ESSWM-PDR	SWM FACILITY-PINCOMBE DRAIN	Growth	Environmental Services	4,300,000	74,096	4,225,904	Q4 2025	Schedule delay, just in time process and development application to dictate the timing of the project.
ESSWM-PKR	SWM FACILITY - PARKER	Growth	Environmental Services	5,387,486	4,212,486	1,175,000	Q4 2024	Account to remain open as there is still outstanding land purchase required for the SWM Block.
ESSWM-SC2	SWM FACILITY-STONEY CREEK NO 2	Growth	Environmental Services	1,599,000	929,281	669,719	Q4 2024	The land acquisition budget is to remain. Payment to the Developer for SWM block will not be processed/paid until 25% of the building permits in the subdivision have been issued.
EW1103	OUTER DR RESERVOIR DEMOLITION	Service Improvement	Environmental Services	250,000	-	250,000	Q4 2024	Additional budget is required as the Outer Drive Reservoir Demolition Project costs have significantly increased due to construction cost increases, site constraints and the requirement to return to the building lot to "buildable" status so that residential development will be possible on the site once demolition is complete. Additional funding required based on consultants estimate.
EW3313	SOUTH LONDON WATER SERVICING	Growth	Environmental Services	500,000	367,048	132,952	2027	Project largely complete but will be kept open to provide input into Development Charges Background Study.
EW3525	CATHODIC PROTECTION PROGRAM	Life Cycle Renewal	Environmental Services	4,175,000	4,025,796	149,204	Q4 2025	Deficiencies still being addressed under this program.
EW3527	ASSET MAINTENANCE MANAGEMENT	Service Improvement	Environmental Services	1,700,000	1,389,995	310,005	Q4 2024	Phase 1 implementation complete. Additional phases of enhancements to proceed shortly.
EW3541	EMPS - SCADA UPGRADE	Life Cycle Renewal	Environmental Services	900,000	161,884	738,116	Q4 2024	SCADA equipment replacement and software upgrades have been delayed. Work scheduled in conjunction with partnering municipalities' needs and Regional Water Supply.

Appendix B - Summary of 2020 Life-To-Date Capital Budgets Having No Future Budget Requests

Project	Project Description	Classification	Service Program	2020 LTD Budget	Committed	Uncommitted	Expected Completion	Explanation
EW3564	MCCORMICK PARK RESERVOIR	Life Cycle Renewal	Environmental Services	250,000	246,518	3,482	Q4 2025	Work on storm pond remains for 2024. Additional work and unforeseen conditions caused an extension of the project time. The work is expected to be completed in 2024, with warranty extending into 2025.
EW3614	SE PUMPING STATION-RESERVOIR	Growth	Environmental Services	55,728,118	55,506,073	222,045	Beyond	Project account for ongoing upgrades at Southeast Reservoir and Pumping Station.
EW3619	WHITE OAK PUMPING STATION	Service Improvement	Environmental Services	700,000	561,624	138,376	Q2 2024	Schedule delay due to weather. Project will commence in Spring 2024 where final asphalt, grading and commissioning will occur.

Appendix B - Summary of 2020 Life-To-Date Capital Budgets Having No Future Budget Requests

Project	Project Description	Classification	Service Program	2020 LTD Budget	Committed	Uncommitted	Expected Completion	Explanation
EW3628	EXPANSION OF SOUTHEAST	Growth	Environmental Services	2,700,000	2,261,607	438,393	Q4 2024	Construction work to date is complete. May be some additional work remaining depending on outcome of the South and West Servicing Study.
EW3709	GREEN VALLEY RD WATERMAIN -	Growth	Environmental Services	151,000	103,815	47,185	Q4 2024	Minor deficiency work to be completed.
EW3818	WATERMAIN INTERNAL OVERSIZING	Growth	Environmental Services	785,562	616,956	168,606	Beyond	Watermain oversizing is a growth funded annual program to support the oversizing of watermains within new subdivisions. The work is designed and constructed by the developer and claimed back from the City through the provisions outlined in a subdivision agreement. The timing of expenditures is based on the development approval process and the construction plans of individual developers.
GG1034	DEVELOPMENT CHARGES CONSULTING	Growth	Financial Management	850,000	683,024	166,976	Q4 2024	Funding is for DC process consultant, for carry over policy matters related to the 2021 DC Study.
GG1318	CORE AREA INFORMED RESPONSE	Service Improvement	Housing, Social & Health Serv	124,000	74,139	49,861	Q2 2024	Vehicles on backorder.
GG1781	REPLACEMENT OF 6 ROOFTOP HVAC	Life Cycle Renewal	Economic Prosperity	279,600	-	279,600	Q4 2025	In the process of completing with required roof repairs.
ID1110	TRAFALGAR INDUSTRIAL PARK	Service Improvement	Economic Prosperity	4,062,233	3,847,656	214,577	Q4 2025	Park is fully assumed for operational costs. Some lots remain to be sold so the possibility of future capital expenses remains until all lots are sold.
ID1150FCS	FOREST CITY SOUTH INDUSTRIAL	Service Improvement	Economic Prosperity	250,000	230,584	19,416	Q4 2024	External works capital project on Wilton Grove Road is complete. Awaiting contractor to complete deficiencies. Review status at end 2024.
ID1167	FOREST CITY IND PARK	Service Improvement	Economic Prosperity	4,202,798	3,468,517	734,281	Q4 2025	Park is fully assumed for operational costs. Some lots remain to be sold so the possibility of future capital expenses remains until all lots are sold.
ID1170	HURON INDUSTRIAL PARK	Service Improvement	Economic Prosperity	6,012,553	5,782,332	230,221	Q4 2025	Contractor completed work to bring Innovation Park to assumption level. Awaiting of completion of warranty prior to closure of project.
ID1265	SKYWAY IND PARK-PHASE II	Service Improvement	Economic Prosperity	1,959,902	1,973,668	(13,766)	Q4 2025	Amendment to be completed to account for miscalculation on material quantities on vendor side to address negative project variance.

Appendix B - Summary of 2020 Life-To-Date Capital Budgets Having No Future Budget Requests

Project	Project Description	Classification	Service Program	2020 LTD Budget	Committed	Uncommitted	Expected Completion	Explanation
ID2058	INNOVATION PARK-SWR OVERSIZING	Growth	Environmental Services	8,265,000	8,265,001	(1)	Q4 2025	Ongoing ILDS. Review status in 2025. Projects come about based on need and development of parcels.
ID2058-3A	INNOVATION PARK - SEWER	Growth	Environmental Services	315,000	315,001	(1)	Q4 2024	Contractor completed work to bring Innovation Park to assumption level. Waiting on outstanding commitments to be closed.
ID2095A	HURON INDUSTRIAL LANDS SWMF	Growth	Environmental Services	4,604,676	4,794,382	(189,706)	Q4 2024	Construction administration for Huron Industrial Lands SWMF. Awaiting end of project prior to closure of project.
ID2095OXF	OXFORD BUSINESS PARK	Growth	Environmental Services	325,872	193,289	132,583	Q4 2024	Awaiting potential claim related to onsite treatment device as part of development. Review status in Q4 2024.
MU1200	FLEET RADIO REPLACEMENT	Life Cycle Renewal	Transportation Services	625,000	-	625,000	Q4 2025	The project is currently on hold pending review of legislation regarding the current exemption for transit authorities to use hand held communication devices. To date this exemption keeps extending but nothing permanent has been granted. Note the current radios have exceeded their useful life and are in need of replacement.
MU1210	FARE PROCESSING EQUIPMENT	Life Cycle Renewal	Transportation Services	1,495,000	-	1,495,000	Q4 2025	The need to replace current fare boxes, that are at the end of their useful life, along with the ability to further integrate fare processing capabilities remains significant. LTC had deferred the commencement of the project in order to fully implement the smart card program. Hardware impacts from the vendor, along competing priorities has further added to the delay.
PD1015	SOUTH STREET CAMPUS REDEV	Service Improvement	Planning&Development Services	155,000	144,229	10,771	2026	To support the implementation of heritage interpretation, following the completion of construction.
PD1102	REVIEW OF ENVIRONMENTAL	Service Improvement	Planning&Development Services	50,000	-	50,000	Q1 2025	Consultant support to undertake biennial review of Environmental Management Guidelines.
PD1107	CLIMATE EMERGENCY ACTION PLAN	Service Improvement	Environmental Services	50,000	-	50,000	Q2 2025	This community engagement project as part of CEAP is being refined in light of the 2024-2027 MYB.
PD112918	DOWNTOWN STREET TREE PLANTING	Life Cycle Renewal	Parks,Rec&Neighbourhood Serv	523,779	411,641	112,138	Q4 2024	Remaining budget will be used for Contract for downtown planting in Fall 2024.
PD1143	ENHANCE Highbury Avenue	Service Improvement	Parks,Rec&Neighbourhood Serv	37,500	-	37,500	Q4 2024	Budget will be used for empty areas near Summerside subdivision, will be coordinated with Parks Planning.
PD1145	PLACEMAKING DESIGN GUIDELINES	Service Improvement	Planning&Development Services	100,000	76,612	23,388	2028	Long-term goal to prepare placemaking design guidelines.

Appendix B - Summary of 2020 Life-To-Date Capital Budgets Having No Future Budget Requests

Project	Project Description	Classification	Service Program	2020 LTD Budget	Committed	Uncommitted	Expected Completion	Explanation
PD1213	ARCHAEOLOGICAL MASTER PLAN	Life Cycle Renewal	Planning&Development Services	75,000	70,941	4,059	Q1 2025	Archaeological Management Plan implementation.
PD1215	BACK TO THE RIVER	Service Improvement	Parks,Rec&Neighbourhood Serv	950,000	844,668	105,332	Q4 2024	One River EA surplus funds. Will be used to support One River EA River Management projects (detailed design for Ph 2 paddling access points).
PD1382-15	NEW NEIGHBOURHOOD PARKS	Growth	Parks,Rec&Neighbourhood Serv	260,000	227,077	32,923	2026	Remaining funds set aside for capital claims at Victoria on River; development assumed but claim not yet submitted.
PD138218	NEW NEIGHBOURHOOD PARKS	Growth	Parks,Rec&Neighbourhood Serv	150,000	127,481	22,519	Q4 2024	Remaining funds will be spent in 2024.
PD2043-11	2011 NEW MAJOR OPEN SPACE	Growth	Parks,Rec&Neighbourhood Serv	482,047	437,177	44,870	Q4 2024	Hyde Park Open Space funding for pathway at CP Crossing off Sarnia. Construction to be completed in 2024.
PD2043-15	NEW MAJOR OPEN SPACE NETWORK	Growth	Parks,Rec&Neighbourhood Serv	641,049	641,049	0	Q4 2025	Parent Account: Remaining funding set aside to support Construction Administration for Stoney Creek Pathway extension.
PD2082	MEADOWLILY AREA PLANNING STUDY	Growth	Planning&Development Services	520,000	520,001	(1)	Q4 2024	To examine servicing options for the Meadowlily area.
PD2152	PLANNING COMPREHENSIVE ZONING	Growth	Planning&Development Services	1,000,000	921,433	78,567	Q2 2025	Project to prepare a new comprehensive zoning by-law to implement The London Plan. Timelines amended upon receiving HAF (Housing Accelerator Fund) to focus on implementation of changes through current by-law and delay comprehensive by-law amendments.
PD2162	NEW URBAN CIVIC SPACES	Growth	Planning&Development Services	2,106,436	172,654	1,933,782	2026	Funding for Old Victoria Hospital Lands Civic Space. Design completed. Coordinating construction with respect to adjacent Indwell housing project to avoid damage.
PD2400	PARK FARM TRUST FUND	Life Cycle Renewal	Planning&Development Services	91,287	80,386	10,901	Beyond	Trust account to support the preservation for Park Farm.
PD2633	DEVELOPMENT OF INFORMATION	Service Improvement	Housing, Social & Health Serv	416,860	260,376	156,484	Q4 2024	Following Council's endorsement of the November 2023 Staff report, steps have been taken to close out activities related to financial obligations relating to the Housing Collaborative Initiative(HCI) and any existing contracts will not be renewed. The final payments may straddle into early 2024 as determined by the conditions outlined in the HCI Consortium Agreement and other agreements.

Appendix B - Summary of 2020 Life-To-Date Capital Budgets Having No Future Budget Requests

Project	Project Description	Classification	Service Program	2020 LTD Budget	Committed	Uncommitted	Expected Completion	Explanation
PD3023	5-YEAR OFFICIAL PLAN REVIEW &	Life Cycle Renewal	Planning&Development Services	650,000	511,085	138,915	2026	Required to complete comprehensive review by January 2027, work underway to bring to Council in phases starting in 2024.
PP1025	INTERFACE & MOBILE DATA	Service Improvement	Protective Services	1,039,203	467,758	571,445	Q4 2025	Schedule delay working with vendor and determining needs. Moving forward with suppression/incidents, fire prevention, HR, GPS and activities and scheduling modules. ICO does not have a product to support our needs for inventory so working with ITS to research other opportunities.
PP4473	POLICE TIME AND ATTENDENCE	Service Improvement	Protective Services	150,000	-	150,000	Q4 2025	The time and attendance project is delayed until workload and staffing demands allow the project to be initiated, along with additional approved funding through the MYB.
RC1035	DUNDAS PLACE STOREFRONT	Service Improvement	Economic Prosperity	75,000	48,965	26,035	2027	Ongoing annual program for maintenance & repair of Dundas Place Field House building fit-out and fixtures.
RC2021	MASTER PLAN SUBSTUDIES	Growth	Parks,Rec&Neighbourhood Serv	150,000	78,350	71,650	Q4 2024	Used for various sub-studies related to the Parks & Rec Masterplan including items such as User Fee review / framework, Play your way finance assistance program and the waiving of fees for rec facilities.
RC2205	T-BLOCK REPLACEMENT STORAGE	Service Improvement	Parks,Rec&Neighbourhood Serv	850,000	-	850,000	2026	This project is aligned with the capital work to be completed at Carling Heights Optimist Community Centre in 2026 (kitchen and elevator).
RC2608	GLEN CAIRN ARENA	Service Improvement	Parks,Rec&Neighbourhood Serv	683,400	70,835	612,565	Beyond	Special Project Set Up for the Glen Cairn - Decommission and renovation. Working with Neighborhood and Community-Wide Services on next steps in project scope finalization.
RC2612	SILVERWOODS ARENA	Service Improvement	Parks,Rec&Neighbourhood Serv	2,226,200	28,850	2,197,350	Beyond	Special Project Set Up for the Silverwood - Decommission & Renovation - working with Neighborhood and Community-Wide Services / Parks Planning on finalizing project charter for Silverwood Redevelopment project. Project to commence in 2024.
RC2755	SOUTH WEST MULTI-PURPOSE REC	Growth	Parks,Rec&Neighbourhood Serv	54,588,465	54,218,839	369,626	2026	Required to be open for deficiencies.
RC3464	NORTHWEST BRANCH LIBRARY	Growth	Culture Services	6,686,000	-	6,686,000	Beyond	There is limited land available in the northwest that meets the Library's specific requirements within the service area. The Library is interested in pursuing another partnership opportunity with the City of London.

Appendix B - Summary of 2020 Life-To-Date Capital Budgets Having No Future Budget Requests

Project	Project Description	Classification	Service Program	2020 LTD Budget	Committed	Uncommitted	Expected Completion	Explanation
RC3466	SOUTHEAST BRANCH LIBRARY	Growth	Culture Services	5,118,000	-	5,118,000	Beyond	A new library to replace the current Pond Mills branch. This project has been delayed in hopes of partnering with the City of London and working within their timelines.
RC3467	LSA 13 - SOUTHEAST COLLECTIONS	Growth	Culture Services	250,000	-	250,000	Beyond	Additional collections required for a new location built in Southeast London.
RC3468	LSA 12-NORTHWEST COLLECTIONS	Growth	Culture Services	250,000	-	250,000	Beyond	Additional collections required for a new location built in Northwest London.
SH1100	DAYTIME RESTING SPACES	Service Improvement	Housing, Social & Health Serv	1,100,000	-	1,100,000	Q4 2025	Delay in securing land for project.
SH1101	NEW HOUSING UNITS W SUPPORTIVE	Service Improvement	Housing, Social & Health Serv	5,000,000	4,000,000	1,000,000	Q3 2024	Ongoing. Affordable Housing. Scheduled for occupancy and matching for additional units at 744 Dundas in September 2024.
SW6030	LANDFILL SITE PROPERTY ACQN	Life Cycle Renewal	Environmental Services	13,804,992	13,777,418	27,574	Beyond	This is the historical account where funding for purchasing strategic properties around the W12A landfill was provided via the Sanitary Landfill Reserve Fund. Remaining funds to be used in the future.
SW6035	LANDFILL GAS UTILIZATION	Service Improvement	Environmental Services	4,000,000	78,921	3,921,079	Beyond	FIT Contract cancelled July 16, 2018. Funds will be used for new projects for the beneficial use of captured landfill gas such as the production of Renewable Natural Gas. Now that the pandemic restrictions have eased, this project has been impacted by supply chain issues coupled with high costs. City staff are waiting for a finalized Terms Sheet to be provided. We expect to receive this by mid-2024, funds cannot be committed until these negotiations are complete.
SW6051	MUNICIPAL WASTE STUDY	Life Cycle Renewal	Environmental Services	2,807,638	2,390,622	417,016	Q4 2024	Capital funds required to facilitate the Individual Environmental Assessment for the Residual Waste Disposal Strategy. This is a four to five year project. Completed EA was submitted to MECP in February 2022; to date the Minister has not made a decision on the EA, the timing and decision is outside of the City's control and funds need to remain in the account until permit is secured.
TS1031	LONG TERM CORRIDOR PROTECTION	Growth	Transportation Services	500,000	493,294	6,706	2027	There are a few ongoing studies under this account: Hamilton/Gore EA and Bostwick EA.
TS1038	TRANSPORTATION DEVELOPMENT	Growth	Transportation Services	250,000	201,048	48,952	2028	Provincial changes to the DC Act have pushed back the project schedule.

Appendix B - Summary of 2020 Life-To-Date Capital Budgets Having No Future Budget Requests

Project	Project Description	Classification	Service Program	2020 LTD Budget	Committed	Uncommitted	Expected Completion	Explanation
TS1039	TRANSPORTATION MASTER PLAN	Growth	Transportation Services	100,000	79,703	20,297	Q4 2024	Funding for the Mobility Master Plan.
TS1040	TRANSPORTATION MASTER PLAN	Growth	Transportation Services	750,000	747,097	2,903	Q4 2024	Funding for the Mobility Master Plan.
TS1041	TRANSPORTATION IMPACT STUDIES	Growth	Transportation Services	300,000	187,972	112,028	Q4 2024	Various transportation and traffic studies.
TS1135	DUNDAS FLEXIBLE STREET	Service Improvement	Transportation Services	30,053,669	28,625,394	1,428,275	Beyond	Legal ongoing dispute.
TS1346	CORPORATE ASSET MANAGEMENT DEV	Life Cycle Renewal	Corporate, Oper & Council Serv	1,863,895	850,256	1,013,639	Q4 2025	The CAM project includes a total of seven (7) work units, a contract was executed for the first six (6) units over the past years. The final work unit number 7 is significant and includes implementation of all five asset management modules across the remaining 9 service areas included in the scope of the CAM project estimated at a cost of approx. \$1million. Unit 6 restarted on June 2021 and Scheduled to be completed by Q4 2024 while the Final unit 7 of the project is scheduled to start by Q4 2024 with completion date by 2026.
TS1350	CORPORATE ASSET MGMT SOFTWARE	Life Cycle Renewal	Corporate, Oper & Council Serv	360,000	156,336	203,664	Q4 2024	Phased implementation of Brightly (formerly Assetic) software is well underway for Transportation and Mobility , Parks and Forestry & Recreation and Sport services. This will be followed by full implementation across the City providing CAM the ability to optimize the City Capital budget across all the service areas. The Assetic's system was used in developing the City's 2023 Asset Management Plan and it is now working to manage timing of maintenance/renewal. Assetic's decision making module (Predictor) is used for the City's Core Assets (Water, Wastewater, and Transportation), the majority of Facilities (Recreation and Corporate Facilities) and other service areas such as Fleet and Fire Department.
TS1355-2	WHARNCLIFFE RD IMPROVEMENTS	Growth	Transportation Services	6,563,750	374,337	6,189,413	2028	Project will await Mobility Master Plan and future Multi Year Budget approval.
TS1371	ROAD CLASS OVERSIZING	Growth	Transportation Services	164,091	92,896	71,195	Q4 2024	Budget required for future DC Claims.
TS1410	HURON STREET UPGRADES	Growth	Transportation Services	1,794,400	1,767,698	26,702	Q4 2024	Minor landscaping issues left to be resolved.

Appendix B - Summary of 2020 Life-To-Date Capital Budgets Having No Future Budget Requests

Project	Project Description	Classification	Service Program	2020 LTD Budget	Committed	Uncommitted	Expected Completion	Explanation
TS1475-2	FANSHAWE RD EAST WIDENING-PH 2	Growth	Transportation Services	13,360,000	13,099,939	260,061	Q4 2024	Remaining work to be completed this year.
TS1484	SARNIA WIDENING-WONDERLAND TO	Growth	Transportation Services	10,209,820	10,202,914	6,906	Q4 2024	Outstanding construction issues.
TS1490	WILTON GROVE ROAD UPGRADES	Growth	Transportation Services	12,551,000	12,315,142	235,858	Q4 2024	Phase 2 is complete. Wilton Grove Phase 1, minor deficiency work still to be completed.
TS1496-2	SUNNINGDALE RD WIDENING - PH 2	Growth	Transportation Services	3,915,847	3,915,847	(0)	Q4 2025	Imperial Oil pipeline relocation is a significant schedule and budget risk. Construction not expected before 2024.
TS1523-1	BRADLEY AVE EXTENSION-PHASE 1	Growth	Transportation Services	12,264,375	7,739,356	4,525,019	Q4 2025	Active legal issue ongoing.
TS1621-1	VETERANS MEMORIAL PKY -	Growth	Transportation Services	12,376,900	8,789,036	3,587,864	Q4 2024	Minor landscaping issues left to be resolved.
TS1633	ADVANCED LAND ACQUISITION	Growth	Transportation Services	1,640,000	56,090	1,583,910	Beyond	Budget to be retained for future projects.
TS1651	MINOR ROADWORKS-CHANNELIZATION	Growth	Transportation Services	3,477,525	3,135,454	342,071	Q4 2024	Program for Developer claims.
TS1652	MINOR RD WORKS-MISC WORKS	Growth	Transportation Services	89,100	8,904	80,196	Q4 2024	Program for Developer claims.
TS1653	MINOR RD WORKS - SIDEWALKS	Growth	Transportation Services	925,847	464,628	461,219	Q4 2024	Project is used for sidewalks on new development. Budget will be used on projects in 2024.
TS1654	MINOR RD WORKS - STREETLIGHTS	Growth	Transportation Services	1,767,171	1,091,262	675,909	Beyond	Active commitments. Account used for Developer related works.
TS1655	MINOR RD WORKS-NEW TRAFFIC	Growth	Transportation Services	1,546,880	478,115	1,068,765	Q4 2025	Active commitments. Account used for Developer related works.
TS1656	MINOR RD WORKS-ROUNDBOUTS	Growth	Transportation Services	450,000	416,831	33,169	Q4 2024	Minor deficiency work, in warranty period.
TS1748	DUNDAS PLACE - TVP ACTIVE	Service Improvement	Transportation Services	4,000,000	3,562,951	437,049	Q4 2025	Phase 2 of Dundas TVP Connection project was completed with significant delays that triggered Liquidated Damages. Warranty period ended in Q4 2022, but there is outstanding additional work to be addressed in 2024/2025.
TS1766	BRADLEY AVENUE EXTENSION	Life Cycle Renewal	Transportation Services	500,000	502,656	(2,656)	Q4 2025	Outstanding legal issues.
TS2170	BRADLEY FROM OLD VICTORIA	Growth	Transportation Services	2,350,000	805,058	1,544,942	Q4 2025	Possible work to cover Development Charges roadworks associated with a future Innovation Park Phase 5 on Bradley Ave.
TS4078	TRAFFIC MANAGEMENT CENTRE PH 1	Growth	Transportation Services	830,000	619,847	210,153	2027	Remaining funds to be used for non-eligible PTIS work.

Appendix B - Summary of 2020 Life-To-Date Capital Budgets Having No Future Budget Requests

Project	Project Description	Classification	Service Program	2020 LTD Budget	Committed	Uncommitted	Expected Completion	Explanation
TS4165	URBAN INTERSECTIONS	Growth	Transportation Services	1,616,000	1,578,804	37,196	Q4 2025	Keep account open for upcoming projects.
TS4213	PUC PARKING LOT 12	Life Cycle Renewal	Transportation Services	400,000	250,678	149,322	Q2 2024	Material/Product availability has delayed the project from being completed, due to COVID-19 global product supply issues.
TS4216	PARKING & ENFORCEMENT SYSTEM	Life Cycle Renewal	Transportation Services	690,000	142,956	547,044	Q2 2024	Vendor is working to provide an iOS upgrade to current Android only Parking Enforcement system. Currently in a test environment with other municipalities.
TS5031	TRANSPORTN DEMAND MNG	Service Improvement	Environmental Services	390,773	324,124	66,649	Q4 2025	Budget to be used for Transportation Demand Management including Transportation Management Association (approved as part of the Climate Emergency Action Plan).
TS6020	ACTIVE TRANSPORTATION	Life Cycle Renewal	Environmental Services	300,000	78,874	221,126	Beyond	Annual program for non-roadway cycling infrastructure identified in the Transportation Master Plan 2030 and Cycling Master Plan. This Annual Program will be further addressed during the Mobility Master Plan.

Appendix C – Completed Capital Projects (as of December 31, 2023)

Table 1 - Tax Supported Budget Completed Capital Projects

	Classification	Approved Budget	Actual	Surplus / (Deficit)	Comments (For Variance Greater Than \$50,000)	Tax Supported Capital Levy	Tax Supported Debt	Tax Supported Reserve Fund	Non-Tax Supported Reserve Fund	Non-Tax Supported Debt	Non-Tax Supported Other
PD2181-15 New Sportspark	Growth	157,156	157,156	0							
PD218116 New Sportspark	Growth	595,123	595,123	0							
PK223019A Riverbend Field House New Field House	Growth	45,712	45,712	0							
TS1328 Intersection - Hamilton Rd and Egerton Street (Optimization)	Growth	1,718,800	1,540,823	177,977	Surplus due to savings in project materials and supplies		22,247		155,730		
TS1576 Intersection-Exeter-Wellington Improvements	Growth	3,590,000	2,862,369	727,631	Surplus due to savings in project materials and supplies		90,954		636,677		
TS5910 UWRF Transition to CSRF-Roads	Growth	1,700,054	1,700,054	0							
EP1784 Covent Garden Market Parking Garage Painting	Lifecycle Renewal	102,000	0	102,000	Capital Project not required as this work will be completed in approved 2024-2027 MYB Business Case P66 Covent Garden Market Parking Garage Repairs.						102,000
GG1620-15 Dearness Major Upgrades	Lifecycle Renewal	441,090	441,090	0							
IT301021B Sharepoint Migration	Lifecycle Renewal	50,551	50,551	0							
IT3010E Xalt Software Application London Fire	Lifecycle Renewal	49,929	49,929	0							
IT3010G Storybook Gardens Subsite	Lifecycle Renewal	45,792	45,792	0							
IT3010H CRM Cloud Migration - Microsoft ESWO	Lifecycle Renewal	50,453	50,453	0							
IT3022B BR Firewall Equip Upgrade	Lifecycle Renewal	196,247	196,247	0							
IT3022C Fiber Remediation and Redundancy	Lifecycle Renewal	73,952	73,952	0							
ME201701 Vehicles and Equipment Replacement-TCA	Lifecycle Renewal	4,878,744	4,878,744	0							
ME201901 Vehicle and Equipment Replacement-TCA	Lifecycle Renewal	5,613,016	5,613,016	0							
MU113622 Existing Facility Upgrade	Lifecycle Renewal	500,000	500,000	0							
PD2045 Invasive Species Management Strategy	Lifecycle Renewal	700,000	699,592	408				408			

Appendix C – Completed Capital Projects (as of December 31, 2023)

Table 1 - Tax Supported Budget Completed Capital Projects

	Classification	Approved Budget	Actual	Surplus / (Deficit)	Comments (For Variance Greater Than \$50,000)	Tax Supported Capital Levy	Tax Supported Debt	Tax Supported Reserve Fund	Non-Tax Supported Reserve Fund	Non-Tax Supported Debt	Non-Tax Supported Other
PD224322 Maintain Environmentally Significant Areas	Lifecycle Renewal	221,165	221,165	0							
PK128220P Pawnee Park	Lifecycle Renewal	100,777	100,777	0							
PK302020I Hyde Park Village Green PH 2	Lifecycle Renewal	90,286	90,286	0							
PP112319 Replace Firefighter Equipment	Lifecycle Renewal	434,529	434,529	0							
PP429121 Police Misc Equipment Purchase	Lifecycle Renewal	1,127,376	1,127,376	0							
PP429122 Police Misc Equipment Purchase	Lifecycle Renewal	558,854	558,854	0							
PP440621 Police Storage Server	Lifecycle Renewal	300,000	300,000	0							
SW604016 Landfill Gas Collection	Lifecycle Renewal	954,328	954,328	0							
TS1218 Blackfriars Bridge Rehabilitation Active Transportation - PTIF	Lifecycle Renewal	1,500,000	1,499,708	292		-1,945					2,237
TS144619 Road Networks Improvements (Main)	Lifecycle Renewal	13,495,087	13,495,087	0							
TS176317 Bridges Major Upgrades	Lifecycle Renewal	2,965,966	2,965,966	0							
TS176319 Bridges Major Upgrades	Lifecycle Renewal	7,439,982	7,439,982	0							
TS301418 Road Network Improvements (Local and Rural)	Lifecycle Renewal	8,865,067	8,865,067	0							
TS303718 Sidewalk Repairs and Replacement	Lifecycle Renewal	1,319,306	1,319,306	0							
TS618120 Salt and Sand Dome LCR	Lifecycle Renewal	266,864	266,864	0							
TS618121 Salt and Sand Dome LCR	Lifecycle Renewal	25,816	25,816	0							
TS618122 Salt and Sand Dome LCR	Lifecycle Renewal	355,094	355,094	0							
TS620019 Operation Facilities	Lifecycle Renewal	1,009,269	1,009,269	0							
UF123522 Street Tree Planting	Lifecycle Renewal	410,662	410,662	0							

Appendix C – Completed Capital Projects (as of December 31, 2023)

Table 1 - Tax Supported Budget Completed Capital Projects

	Classification	Approved Budget	Actual	Surplus / (Deficit)	Comments (For Variance Greater Than \$50,000)	Tax Supported Capital Levy	Tax Supported Debt	Tax Supported Reserve Fund	Non-Tax Supported Reserve Fund	Non-Tax Supported Debt	Non-Tax Supported Other
UF123523 Street Tree Planting	Lifecycle Renewal	479,704	479,704	0							
COVIDIT Covid-19 IT Devices	Service Improvement	664,958	729,504	-64,546	Variance due to more devices purchased than anticipated	-64,546					
COVIDVAC Covid-19 Vaccine Centres	Service Improvement	384,914	384,914	0							
DH1100 Dearness Home Auditorium Expansion	Service Improvement	2,240,000	2,240,000	0							
GG1730HB Retention of Heritage Buildings, Colborne Buildings and Memorial Childrens Hospital	Service Improvement	500,000	490,664	9,336		9,336					
GG1730PHB Decommissioning of South St Campus Lands-Phase B	Service Improvement	2,380,000	2,322,546	57,454	Surplus due to favourable tendering			57,454			
PD1050 Development and Implement Wayfinding Plan	Service Improvement	100,000	92,845	7,156				7,156			
PD1076 TVP - North Branch (OMCC)	Service Improvement	3,144,947	3,144,947	0							
PK1110 Hyde Park Village Green	Service Improvement	750,000	749,830	170		170					
PP4471 Police Leasehold Improvements	Service Improvement	2,000,000	1,999,962	38		38					
SW6047 Material Recovery Facility	Service Improvement	22,731,803	22,732,142	-339		-339					
TS1753 Boulevard Bicycle Path Improvements	Service Improvement	1,100,000	1,100,869	-869		-869					
TS4209 Improved Parking Technology	Service Improvement	300,000	346,096	-46,096					-46,096		
Total		98,725,373	97,754,761	970,612		-58,155	113,201	65,018	746,311	0	104,237

Appendix C – Completed Capital Projects (as of December 31, 2023)
Table 2 - Wastewater and Treatment Budget Completed Capital Projects

	Classification	Approved Budget	Actual	Surplus / (Deficit)	Comments (For Variance Greater Than \$50,000)	Rate Supported Capital Levy	Rate Supported Debt	Rate Supported Reserve Fund	Non-Rate Supported Reserve Fund	Non-Rate Supported Debt	Non-Rate Supported Other	
ES302519A	Downtown Sewer Separation - Wastewater Servicing Built Area Works	Growth	1,270,254	1,270,254	0							
ES302519F	Dingman Dr Site Plan Reconstruction - Wastewater Servicing Built Area Works	Growth	207,562	207,562	0							
ES543619A	Downtown Sewer Separation - Storm Sewer Built Area Works	Growth	1,156,430	1,156,430	0							
ID2095HURC1	Huron Industrial Park Area C1	Growth	6,207	6,207	0							
ID2095HURC2	Huron Industrial Park Area C2	Growth	6,208	6,208	0							
ID2095HURC3	Huron Industrial Park Area C3	Growth	2,684	2,684	0							
ID2095HURC4	Huron Industrial Park Area C4	Growth	22,628	22,628	0							
ES253220	Stormwater Treatment Remediation Program	Lifecycle Renewal	804,943	804,943	0			26,283				
ES483418	Municipal Drain Maintenance	Lifecycle Renewal	197,979	20,590	177,389	Surplus due to small number of requests for maintenance in 2018					177,389	
ES508420	WWTP Optimization and Renewal	Lifecycle Renewal	1,789,060	1,789,060	0							
ES209223	Basement Flooding Grant Program	Service Improvement	536,871	536,871	0							
ES246419	Combined Sewer Separation	Service Improvement	3,207,481	3,207,481	0							
ES304020	Minor Surface Flooding Mitigation	Service Improvement	229,343	229,343	0							
ES5020	Sewer Operations Equipment - Stormwater	Service Improvement	317,928	317,928	0							
			9,755,578	9,578,189	177,389		0	0	26,283	0	0	177,389

Appendix C – Completed Capital Projects (as of December 31, 2023)

Table 3 - Water Budget Completed Capital Projects

Project	Classification	Approved Budget	Actual	Surplus / (Deficit)	Comments (For Variance Greater Than \$50,000)	Rate Supported Capital Levy	Rate Supported Debt	Rate Supported Reserve Fund	Non-Rate Supported Reserve Fund	Non-Rate Supported Debt	Non-Rate Supported Other
EW162721 Residential Meter Replacement	Lifecycle Renewal	1,228,800	1,223,931	4,869				4,869			
EW3526 Arva Pumping Station Annual Capital Replacement	Lifecycle Renewal	1,875,189	1,875,189	0							
EW371718 Inspect Trunk Concrete Pressure Pipes	Lifecycle Renewal	2,509,565	2,509,565	0							
EW371721 Watermain Condition Inspection and Monitoring	Lifecycle Renewal	101,587	101,587	0							
EW384223 Lead and Copper Water Services Replacement	Lifecycle Renewal	1,610,613	446,111	1,164,502	Work completed as planned, remaining funds not required			1,164,502			
Total		7,325,754	6,156,383	1,169,371		0	0	1,169,371	0	0	0