

# Agenda

## Trees and Forests Advisory Committee

3rd Meeting of the Trees and Forests Advisory Committee

February 23, 2022, 12:15 PM

Advisory Committee Virtual Meeting - during the COVID-19 Emergency

Please check the City website for current details of COVID-19 service impacts.

The City of London is committed to making every effort to provide alternate formats and communication supports for Council, Standing or Advisory Committee meetings and information, upon request. To make a request related to this meeting, please contact [advisorycommittee@london.ca](mailto:advisorycommittee@london.ca)

Pages

### 1. Call to Order

1.1. Disclosures of Pecuniary Interest

### 2. Scheduled Items

2.1. 12:15 PM - M. Fabro, Manager, Climate Change Planning and P. Donnelly, Manager, Watersheds and Climate Change - London's Draft Climate Emergency Action Plan (CEAP) 2

### 3. Consent

3.1. 2nd Report of the Trees and Forests Advisory Committee 23

3.2. Letter of Resignation - P. Nicholson 24

### 4. Adjournment

# London's Draft Climate Emergency Action Plan (CEAP)

**Overview Prepared for:  
Trees and Forests Advisory Committee**

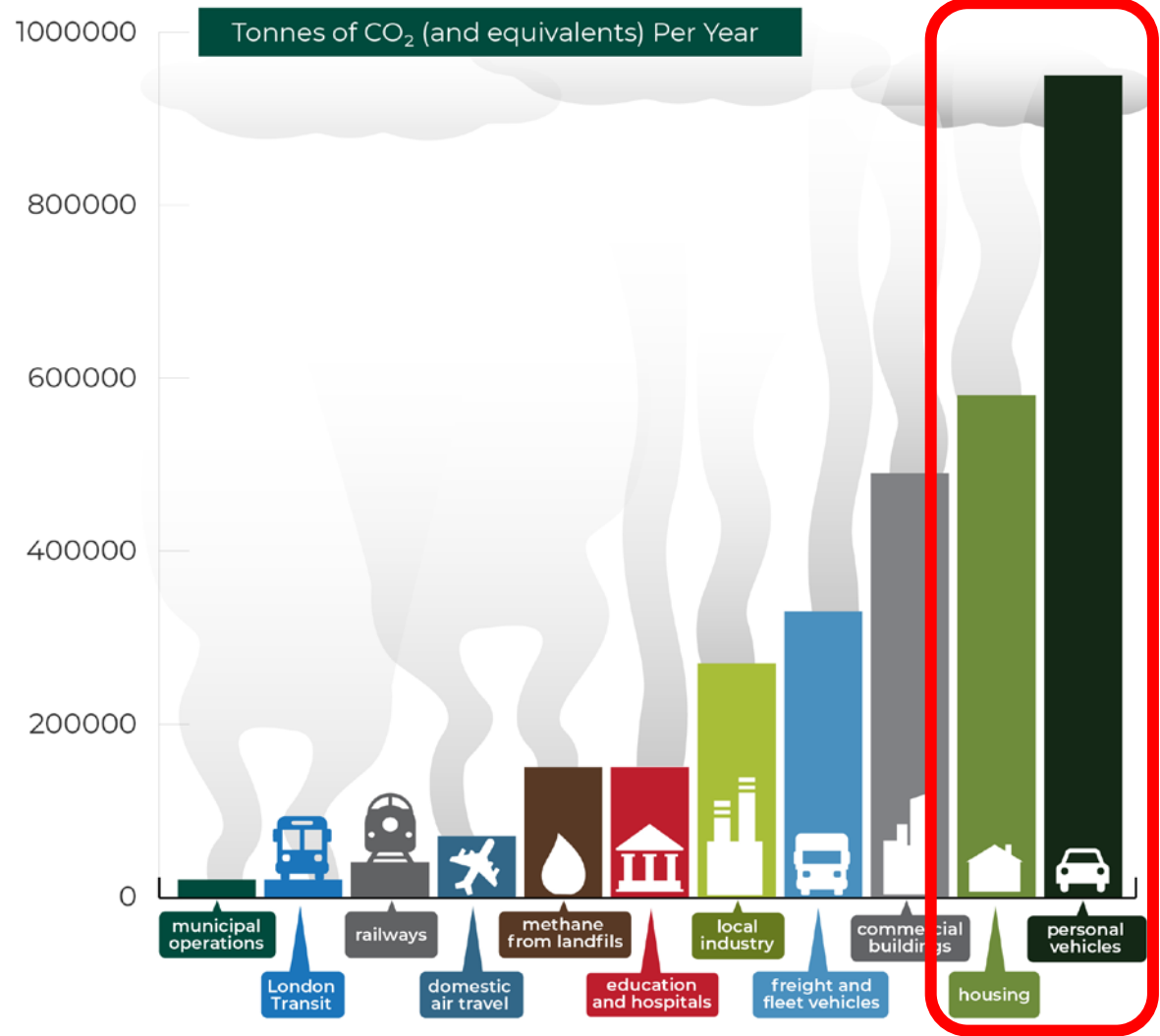
**Meeting on February 23, 2022**



#LdnOnt  
**ClimateAction**

# Community Emissions (2019)

3.0 million  
tonnes  
CO<sub>2</sub>e in  
2019



# Average Household Emissions



Vehicle Gasoline  
**49%**



Natural Gas  
Home Heating  
**31%**



Natural Gas  
Water Heating  
**9%**



Methane From  
Food & Organic  
Waste in Garbage  
**7%**



Propane BBQs etc.  
**1%**



Electricity  
Furnace & Air Conditioner  
**1%**



Electricity  
Appliances & Electronics  
**1%**



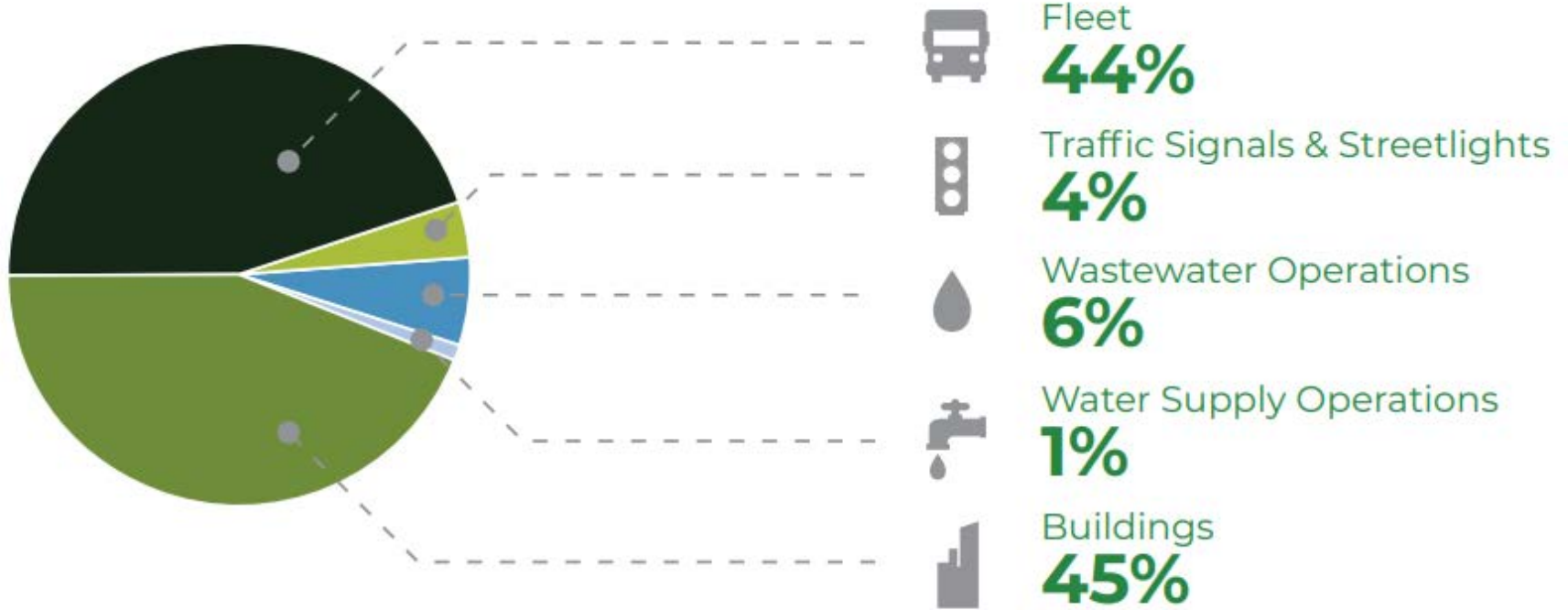
Electricity  
Lighting  
**<1%**

2019 data  
(pre Covid-19)

The average home in  
London emits  
**10.5**  
tonnes per year.



# Corporate Emissions (2019)



18,600 tonnes CO<sub>2</sub>e in 2019



# Key Reporting Actions to Date

- 2019 - Climate Emergency declaration and report
- Jan. 2020 - launch of community engagement
- Oct. 2020 - release of Discussion Primer
- Dec. 2020 to Apr. 2021 - use of climate action simulator
- 2020/2021 - development of climate lens (ongoing)
- Aug. 2021 - submit several climate change reports to Civic Works Committee
- Feb. 2022 – submit draft Climate Emergency Action Plan to Strategic Priorities & Policy Committee and recommend a community input process followed by Public Participation Meeting



# Action is Ongoing - Some Recent Investments that Address Climate Change

<b>Investment Category</b>	<b>Budgets</b>
Community and household action (e.g., CEAP - annual)	\$160,000
Transportation and mobility (e.g., capital for rapid transit, e-buses, active transportation)	\$345,000,000
Waste management/circular economy (e.g., 60% Waste Diversion Action Plan including Green Bin - annual)	\$6,500,000
City-owned buildings, utilities and fleet (e.g., capital for waste heat recovery, compressed natural gas packers, community housing, e-bikes)	\$40,000,000
Infrastructure adaptation (e.g., West London Dykes)	\$14,000,000

**Over \$400 million invested in the last three years**



# CEAP Engagement (2020 to Sept. 2021)

## Engagement Participation

- 2,700 individual direct submissions
- Some individuals and groups have not yet been adequately reached

## Broader Engagement Reach

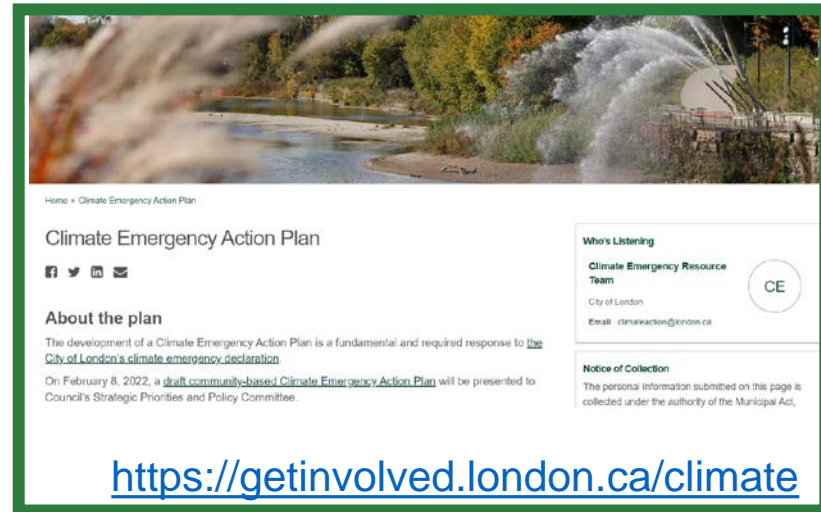
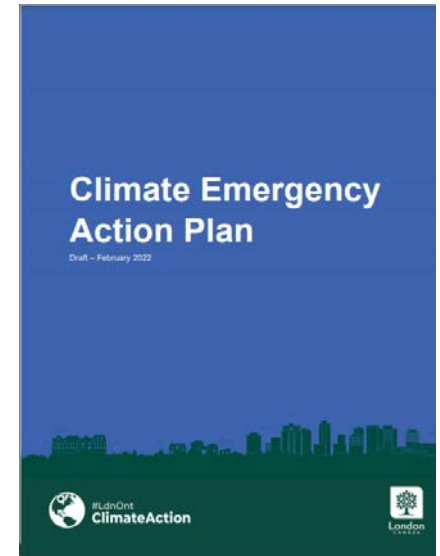
- Over 19,000 views/impressions (GetInvolved and eDemocracy site visits)
- Over 7,000 attendees or online views of City/Library/London environmental Network events





# CEAP – What does it look like?

- SPPC report (policy and approval process document including 17 foundational actions in Appendix B)
- Draft CEAP which includes 10 Areas of Focus and workplans
- 13 Background (Supporting) Documents
- Key Questions and Answers document




# CEAP Goals

**1. Net Zero Emissions  
by 2050**



**2. Improved Resilience**



**3. Bring Everyone Along**



# Proposed Science-based Milestone Targets (Community and Corporate)

Target Applied to:	Progress at the End of 2020 (reduction from baseline year)	Existing Approved Targets (reduction from baseline year)	Proposed Milestone Targets (reduction from baseline year)
Community (2005 baseline year)	30%	43% by 2030	55% by 2030
			65% by 2035
			75% by 2040
		Net-Zero by 2050	Net-Zero by 2050
Corporate (2007 baseline year)	61%	60% by 2023	65% by 2030
			75% by 2035
			90% by 2040
		Net-Zero by 2050 or sooner	Net-Zero by 2045

For 2030, this would require a city-wide reduction in annual emissions of about 1 million tonnes from 2020 or 1.25 million tonnes from pre-pandemic levels.



# Expected Results with 2030 Milestone Outcomes

<ul style="list-style-type: none"><li>• Walkable, Complete Neighbourhoods</li></ul>	<ul style="list-style-type: none"><li>• More Resilient Buildings and Infrastructure</li></ul>
<ul style="list-style-type: none"><li>• Increased Active Transportation and Transit</li></ul>	<ul style="list-style-type: none"><li>• More Carbon Capture</li></ul>
<ul style="list-style-type: none"><li>• More Zero Emission Vehicles</li></ul>	<ul style="list-style-type: none"><li>• Move Towards a Circular Economy</li></ul>
<ul style="list-style-type: none"><li>• More Net-zero Buildings</li></ul>	<ul style="list-style-type: none"><li>• Increased Community Resilience</li></ul>
<ul style="list-style-type: none"><li>• Lower Carbon Construction</li></ul>	<ul style="list-style-type: none"><li>• Increased Engagement on Climate Action</li></ul>



# Areas of Focus and Workplans

1. Engaging, Inspiring and Learning from People
2. Taking Action Now (Household Actions)
3. Transforming Buildings and Development
4. Transforming Transportation and Mobility
5. Transforming Consumption and Waste as Part of the Circular Economy



# Areas of Focus and Workplans

6. Implementing Natural and Engineered Climate Solutions and Carbon Capture
7. Demonstrating Leadership in Municipal Processes and Collaborations
8. Adapting and Making London More Resilient
9. Advancing Knowledge, Research and Innovation
10. Measuring, Monitoring and Providing Feedback



# Threaded Through Workplans

## 1. Community Engagement

- Need to be broader, deeper and more reflective of London

## 2. The Strength of Alignment

- Moving in the similar/same direction
- Multiple actions by many, at the same time
- Reduces duplication



# Threaded Through Workplans

## 3. Business and Economic Opportunities; Research and Innovation

- Focus on people - local job creation
- Shifting and/or new business models
- Emerging and new technologies and solutions
- Working with academia on a focused plan for research, testing and action (living laboratory concept)





# Threaded Through Workplans

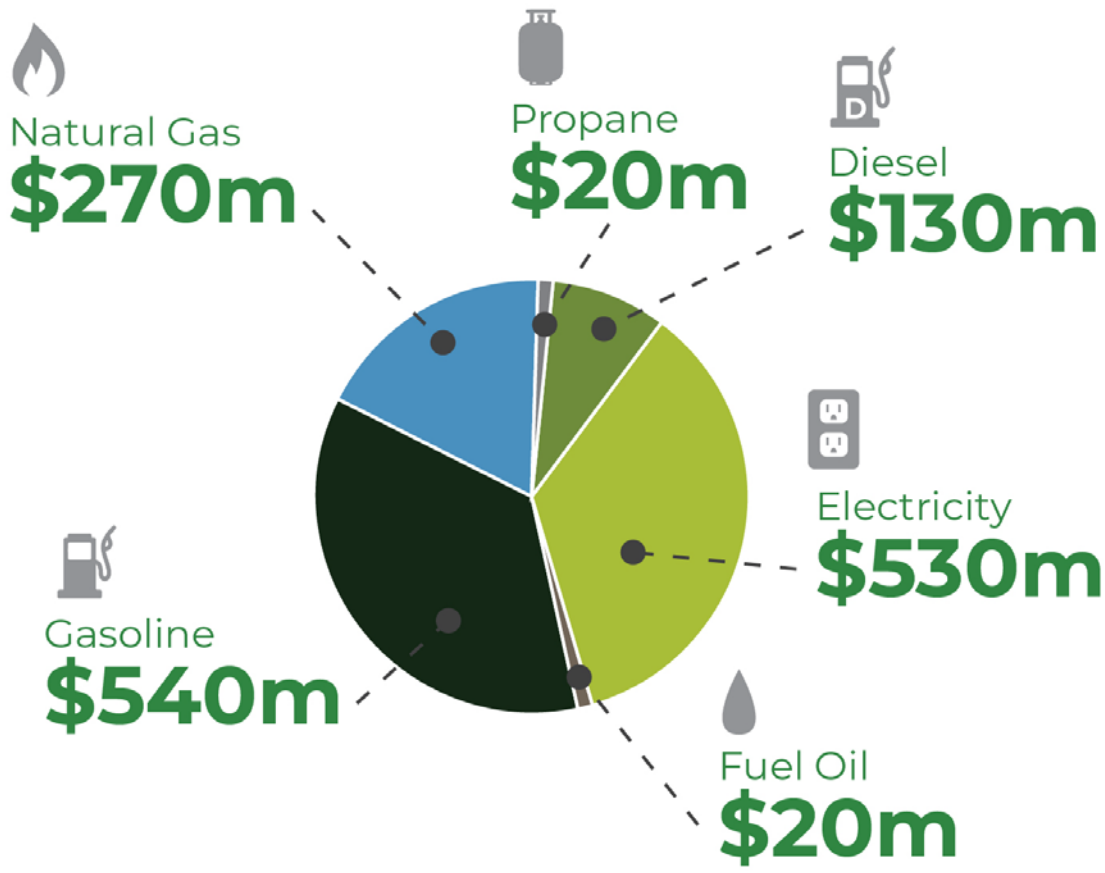
## 4. Leveraging Approved Budgets and Programs

- Alignment with 2022/2023 approved budgets
- Prepare detailed Climate Change Investment and Implementation Plan (for future City projects and programs)
- Multi-year Budget processes
- Prepare and design for future provincial and federal investments and opportunities



# Community Energy Costs (2019)

**\$1.5 Billion Spent**



**Choices and Opportunities:**  
85 to 90% of this amount leaves the local economy – need to shift!



# Value and GHG Impact of Food Waste in London's Garbage



- \$450 to \$600 per household (\$80 to \$100 million/year) in avoidable food waste placed in the garbage



## Choices and Opportunities:

- 10% reduction = \$8 to \$10 million saved locally
- GHG reduction potential local and global ~30,000 tonnes/year



# Every household has a “menu of choices” to do their fair share by 2030



High income household of three in older single-family house, two vehicles

Current GHG emissions:  
6.3 tonnes per person

Choices/actions include:

- 25% reduction in heat loss (e.g., more insulation)
- Cold-climate heat pump with gas back-up
- 1st vehicle 20% reduction in distance travelled
- 2nd vehicle switched to electric vehicle
- Reduction in organic waste

**Based on today's choices, this household can reduce their emissions by 70% to do their fair share**



# Every household has a “menu of choices” to do their fair share by 2030



Low income, single-parent household of two in townhouse, transit user

Current GHG emissions:  
2.7 tonnes per person

Choices/actions include:

- 20% reduction in heat loss (free from Enbridge Gas)
- Reduction in organic waste
- 72-hour emergency preparedness kit

**Based on today's choices, this household can reduce their emissions by 26% to do their fair share**



# Next Steps

Timeframe	Item
February - March 2022	<ul style="list-style-type: none"><li>• Undertake draft CEAP awareness campaign</li><li>• Hold presentations, where possible</li><li>• Receive written comments on the Get Involved website, via email, via mail, until March 20, 2022</li></ul>
February - March 2022	<p>Comments from Advisory Committees for CEAP:</p> <ul style="list-style-type: none"><li>• use normal submission process through Standing Committee, where possible</li><li>• Advisory Committees can also submit comments directly to SPPC by March 28 at 9:00am for inclusion on the April 5 SPPC agenda (noting it is possible to submit as late as April 4 at 9:00am)</li></ul>
April 5	SPPC meeting including holding a public participation meeting (PPM)

# **Trees and Forests Advisory Committee**

## **Report**

2nd Meeting of the Trees and Forests Advisory Committee

January 26, 2022

Advisory Committee Virtual Meeting - during the COVID-19 Emergency

Please check the City website for current details of COVID-19 service impacts.

Attendance                      PRESENT: A. Morrison (Chair), A. Cantell, A. Hames, and J. Kogelheide; A. Pascual (Committee Clerk)

ABSENT: A. Valastro

ALSO PRESENT: A. Beaton, J.A. Spence, and B. Williamson

The meeting was called to order at 12:23 PM; it being noted that the following Members were in remote attendance: A. Cantell, A. Hames, J. Kogelheide, A. Morrison.

### **1. Call to Order**

#### 1.1 Disclosures of Pecuniary Interest

That it BE NOTED that no pecuniary interests were disclosed.

#### 1.2 Election of Vice-Chair for the remainder of the current term

That it BE NOTED that the Trees and Forests Advisory Committee elected as A. Cantell as Vice Chair for the remainder of the current term.

### **2. Consent**

#### 2.1 1st Report of the Trees and Forests Advisory Committee

That it BE NOTED that the 1st Report of the Trees and Forests Advisory Committee, from its meeting held on December 22, 2021, was received.

### **3. Items for Discussion**

#### 3.1 Federal 2 Billion Trees Program

That the Civic Administration BE REQUESTED to consider incorporating a windbreak planting initiative, or other targeted initiatives for rural landowners, if the Tree Planting Strategy is expanded to include the area outside the Urban Growth Boundary;

it being noted that the Trees and Forests Advisory Committee held a general discussion with respect to the Federal 2 Billion Trees Program.

### **4. Adjournment**

The meeting adjourned at 1:29 PM.

**Subject:** [EXTERNAL] Membership on TFAC

Hi Heather,

You will recall that in May I was appointed as a voting member at large for the City's Trees and Forests Advisory Committee for a term that will end on December 31. I have been pleased to participate actively on this Committee and its Educational Initiatives and Outreach subcommittee. That said, I have decided that my volunteer efforts will be most impactful in other parts of the nature sector moving forward. As a result, while I will continue to contribute to TFAC until the end of the calendar year, I do not wish to serve for another term. I trust that this notice will give you the opportunity to plan for a transition to another TFAC member. Alex Morrison, our skilled TFAC Chair, is now aware. If there are other stakeholders who should know, please advise them.

Paul Nicholson