

# Agenda Including Addeds

## Strategic Priorities and Policy Committee

14th Meeting of the Strategic Priorities and Policy Committee

October 19, 2021, 4:00 PM

2021 Meeting - Virtual Meeting during the COVID-19 Emergency

Please check the City website for current details of COVID-19 service impacts.

Meetings can be viewed via live-streaming on YouTube and the City website

### Members

Mayor E. Holder (Chair), Councillors M. van Holst, S. Lewis, M. Salih, J. Helmer, M. Cassidy, J. Morgan, S. Lehman, A. Hopkins, P. Van Meerbergen, S. Turner, E. Pelozza, S. Hillier

The City of London is committed to making every effort to provide alternate formats and communication supports for Council, Standing or Advisory Committee meetings and information, upon request. To make a request for any City service, please contact [accessibility@london.ca](mailto:accessibility@london.ca) or 519-661-2489 ext. 2425. To make a request specific to this meeting, please contact [SPPC@london.ca](mailto:SPPC@london.ca)

Pages

### 1. Disclosures of Pecuniary Interest

### 2. Consent

- |      |   |     |
|------|---|-----|
| 2.1. | Master Accommodation Plan Update for Alternate Work Strategies                        | 3   |
| 2.2. | 2021 Service Review Initiatives Update  | 22  |
| 2.3. | London Community Recovery Framework   | 29  |
|      | a. <i>(ADDED) Letters of Support</i>  | 124 |
| 2.4. | 6th and 7th Reports of the Diversity Inclusion and Anti-Oppression Advisory Committee | 130 |
| 2.5. | Confirmation of Appointment to the Argyle Business Improvement Association            | 133 |

### 3. Scheduled Items

- |      |   |     |
|------|---|-----|
| 3.1. | Not to be heard before 4:05 PM - Public Participation Meeting - Amendments to the Various Fees and Charges By-law | 134 |
|      | a. <i>(ADDED) Revised Page</i>  | 331 |
|      | b. <i>(ADDED) Revised Page</i>  | 332 |
|      | c. <i>(ADDED) Revised Page</i>  | 333 |
|      | d. <i>(ADDED) Revised Page</i>  | 334 |
|      | e. <i>(ADDED) Revised Page</i>  | 335 |

### 4. Items for Direction

- |      |  |     |
|------|--|-----|
| 4.1. | University of Western Ontario Board of Governors | 336 |
|------|--|-----|

4.2. Vacancy on the Covent Garden Market Board 337

a. *(ADDED) Resignation of Councillor S. Hillier from the Covent Garden Market Board* 338

5. **Deferred Matters/Additional Business**

6. **Adjournment**

## Report to Strategic Priorities and Policy Committee

**To:** Chair and Members  
Strategic Priorities and Policy Committee

**From:** Anna Lisa Barbon, CPA, CGA  
Deputy City Manager, Finance Supports

**Subject:** Master Accommodation Plan Update for Alternative Work Strategies

**Date:** October 19, 2021

## Recommendation

That, on the recommendation of the Deputy City Manager, Finance Supports with the concurrence of the City Manager, the following actions be taken with respect to the Master Accommodation Plan Update for Alternative Work Strategies:

- a) The report dated October 19, 2021, titled “Master Accommodation Plan Update for Alternative Work Strategies” which reviews the potential for alternative work strategies including the update report from Mayhew Inc. **BE RECEIVED** for information;
- b) The integration of Alternative Work Strategies **BE ADOPTED** as part of the implementation of the Master Accommodation Plan guiding overall space needs; and,
- c) It **BEING NOTED** that the Civic Administration will proceed with a competitive procurement process that incorporates the update of the Master Accommodation Plan (MAP) for Alternative Work Strategies (AWS) and will report back to the Municipal Council on next steps.

## Executive Summary

In March 2020, remote work or working from home was implemented in response to the COVID-19 pandemic for many City of London administrative staff. In November of 2020 Municipal Council directed staff to update the Master Accommodation Plan (MAP) considering the potential for Alternative Work Strategies (AWS). Civic Administration reengaged Mayhew Inc., the original authors of the MAP 2016 study. Based on Mayhew’s findings, a potential savings of approximately 20% for overall space needs could be realized with the adoption of Alternate Work Strategies while maintaining current service levels, as identified in Mayhew report Appendix A attached. Reductions in capital and operating cost could be realized along with the elimination of costs for leased office space. With the adoption of AWS, some of the potential cost savings would be offset by incremental investment required to support new policies, procedures, and additional technology enhancements that may be required for long term implementation.

## Linkage to the Corporate Strategic Plan

### Building a Sustainable City

London’s infrastructure is built, maintained, and operated to meet long-term needs of our community

- Manage assets to prevent future infrastructure gaps
- Conserve energy and increase actions to respond to climate change

## Leading in Public Service

Londoners experience exceptional and valued customer service

- Increase responsiveness to our customers
- Increase efficiency and effectiveness of service delivery

## Analysis

### 1.0 Background Information

#### 1.1 Previous Reports Related to this Matter

- Presentation to Finance and Administration Committee – September 28, 2011 - Options Analysis City Hall
- Presentation to Finance and Administration Committee - September 28, 2011 – City of Opportunity – A Vision for Downtown
- Corporate Services Committee – November 7, 2017 – Master Accommodation Plan
- Council – March 2, 2020 – Approved Multi-Year Budget
- Strategic Priorities and Policy Committee – November 17, 2020 – Master Accommodation Plan Update and Procurement Process

#### 1.2 Update to the Master Accommodation Plan

Council, at its meeting on October 27, 2020, resolved:

*That the Civic Administration BE DIRECTED to initiate an update of the Master Accommodation Plan taking into account the potential for alternative work strategies and long-term impacts on workspace requirements resulting from the COVID-19 Pandemic.*

Council, at its meeting on November 7, 2020, resolved:

- a) the staff report dated November 17, 2020 BE RECEIVED for information; and,*
- b) the consulting and design services budget no longer required of \$13 Million previously approved through the 2020-2023 Multi-Year Budget BE RELEASED back to the City Facilities Renewal Reserve Fund; and,*
- c) it BE NOTED that the Civic Administration will proceed with a competitive procurement process after the update of the Master Accommodation Plan (MAP) is complete and reviewed by the Municipal Council;*

This report summarizes the results of the update to the Master Accommodation Plan (MAP) with the consideration of alternative work strategies.

## 2.0 Discussion and Considerations

### 2.1 Update Master Accommodation Plan for Alternative Work Strategies

Alternative Work Strategies is a combination of non-traditional work practices, settings and location that supplement or can even replace traditional administrative workplaces. Mayhew Inc. was reengaged in December of 2020 to update the existing Master Accommodation Plan (MAP) and consider options for Alternative Work Strategies.

The impact of COVID-19 has caused many businesses, including the City of London, to reconsider how they provide services to the community as a result of Provincially imposed restrictions and updated health regulations to ensure the health and safety of both residents and staff. Remote work or working from home was implemented where possible, in response to COVID-19 at the City of London as a temporary measure. The City's MAP was always intended to look at opportunities for AWS, however, COVID-19

created the need to implement remote work quickly but has also provided an opportunity to evaluate the experience and impacts to consider should remote work be adopted as a long-term strategy.

In order to complete the MAP update considering the implementation of alternative work strategies, a process was initiated to provide education and understanding of what AWS is, considerations of how it could be applied across the organization, and creation of a framework that could be considered for application based on the nature of the work performed at the City of London. This process provided the information to assess the potential application of AWS and the resulting potential impacts on space requirements for an updated Master Accommodation Plan. The completed MAP Update for Alternative Work Strategies report is attached as Appendix A.

The following outcomes were part of Mayhew's scope of work:

- Explore potential Alternative Work Strategies (AWS) that could be implemented on a more permanent basis;
- Understand the impact of alternative work strategies that could be implemented; and,
- Identify the potential impact of alternative work strategies on the overall space needs as described in the 2016 Master Accommodation Plan.

To achieve these outcomes, Mayhew undertook the following steps to gather information:

- Focus Groups;
- Staff Survey; and,
- Development of Job Function profiles based on the nature of the work.

Discussion with the Senior Leadership Team was also undertaken throughout the study.

### Focus Sessions

Focus sessions were conducted with management staff to understand and create a set of guiding principles that would guide future implementation of AWS should it be adopted by Council. These discussions and feedback provided Mayhew with direction to evaluate which AWS were suitable options to explore further. The next step was to develop a framework to explore AWS options and further focus sessions were conducted with management staff. At these sessions participants provided an overview of their service area, impacts of the recent enterprise-wide reorganization and impacts on staff and service levels because of working remotely due to Covid-19.

### Staff Survey

To gather insight from employees about remote working arrangements, an online survey was distributed to staff. The survey link was sent to approximately 1366 employees that are impacted by the Master Accommodation Plan for administrative space. The survey was available from May 24 to June 18. A total of 1003 staff participated in the survey, resulting in a 73% participation rate.

Respondents indicated an overwhelming positive experience while working from home during COVID-19. Results from the survey are illustrated in the attached Appendix B - Alternative Work Strategies Employee Survey Summary.

The survey consisted of several closed-ended questions related to the nature of work and space requirements prior to COVID-19, while working from home during COVID-19 and feelings towards alternative work strategies in a post Covid-19 work environment. All individual responses are kept confidential and only used to identify trends.

## Nature of the Work and Categories of Alternative Work Strategies

The nature of the work for which alternative work strategies are being considered is very diverse. Based on the nature of the work, for many of the categories of work completed at the City of London, alternative work strategies cannot be applied, whereas for some other categories of work, alternative work strategies could easily be applied. At the same time, there are similar types of work across service areas where alternative work strategies could be applied equitably. To address this and have alternative work strategies applied strategically to reflect the nature of the work performed across the organization, Mayhew developed categories of AWS that they called “Job Function Profiles” to reflect the type of tasks performed by administrative staff as part of their work activities.

Through the information gathering phase, administrative work was categorized into four job function profiles based on the nature of the work for the purposes of this study:

- Resident – Employees where the nature of the work requires them to work at a specific owned individual workpoint to perform job functions effectively
- Resident Connected – Employees where the nature of the work necessitates an assigned workpoint to complete a portion of their work functions. They can perform other work functions remotely
- Non-Resident Connected – Employees who have a choice of workpoints to perform the nature of their work effectively
- Non-Resident Mobile – Employees who can perform the nature of their work effectively remotely

Each job function profile outlines the available individual workpoints. A workpoint is defined as any place where an employee can perform their work. Examples of individual workpoints are a private office or workstation.

To determine the potential impact on space needs, a square foot allocation was assigned to each job function profile along with a sharing ratio of staff to workpoint. For example a Resident job function profile would have a sharing ratio of 1:1 (82 square feet per workpoint) and on the opposite end of the spectrum a Non-Resident Mobile job function profile has a sharing ratio of 6:1 (16 square feet per workpoint).

## **2.2 Overall Space Needs**

The current administrative staffing level as identified in Mayhew’s report for 2021 is approximately 1366 employees. Administrative staff are located across several locations e.g., City Hall, J. Allyn Taylor Building, as well as other leased spaces such as Citi Plaza.

In order to accommodate all administrative staff based on the previous MAP (2016) calculations, a total of 280,000 square feet is required. Should AWS be adopted by Council, the amount of administrative space required based on the revised calculation would be 224,000 square feet. Thus, the adoption of AWS would create the potential reduction of 56,000 square feet to be realized for a savings of approximately 20%.

Projected space needs out to 2031 are anticipated to be 246,000 square feet should AWS be adopted.

The estimate of space requirements calculated by Mayhew is based on the theoretical application of the various categories of AWS based on the review of job function profiles at a high level. However, if Council were to support the implementation of AWS, work would be required as part of the implementation to identify based on job function profiles across the Corporation specifically how AWS would be applied to various roles in the organization to confirm the overall space needs during the transition and implementation phases. The nature of the work (job function profile) will determine the extent to which AWS will be implemented. Administration will need to validate space

needs through testing and pilots prior to start of a competitive process to support the space requirements.

### **2.3 Transition and Implementation Plan**

Should Council support the adoption of AWS at the City of London, Civic administration would begin the development of a transition plan to support the implementation of AWS.

The transition plan will focus on the changes from our current temporary COVID-19 working at home arrangements to permanent alternative work strategies. This will help to bridge the gap during the implementation process of the MAP long term. This will take considerable time and effort to develop procedures, test and adjust as we learn.

The transition plan will involve several initiatives including but not limited to elements such as:

- Consider Pilot projects for select Service Areas;
- Engaging all stakeholders who deliver and receive the service; and,
- Test and adjust processes to ensure feasibility during the development of supporting processes.

The Transition Plan would help bridge the gap between current COVID-19 temporary remote work arrangements, through to the long-term permanent implementation of AWS through the Master Accommodation Plan. It is important to note that there are no immediate changes to current working arrangements based on this report. The update to the MAP provides the framework for planning longer term space requirements and working arrangements. Experience gained since March 2020, will be beneficial in the transition from temporary working at home arrangements to long-term permanent AWS. This would be run in parallel to the competitive procurement process and design stage.

The implementation of an alternative work strategy is multifaceted and would require several elements to be taken into consideration. These include but are not limited to:

- The development of protocols to support individual employees requiring accommodations
- Continue to evolve the IT strategy to allow for technology integration (e.g., remote technologies)
- The development of processes and procedures to further support alternative work strategies

The development of a formal change management process is critical to ensure the successful implementation. This would involve several service areas across the corporation that would play an important role in the Transition Plan. Experience gained since March 2020, will be beneficial in the transition from temporary working at home arrangements to permanent alternate work strategies.

### **2.4 Climate Change Impacts**

The implementation of alternative work strategies (AWS) will also have multiple benefits impacting both Corporate and Community emissions and accelerate the Corporation's path to net-zero emissions by 2050.

The potential reduction of office space via the implementation of AWS will reduce Corporate Greenhouse Gas (GHG) emissions by 40 percent annually in comparison to the original Map (2016), curtailing approximately 22 tonnes. Employees working from home would substantially reduce commute-related emissions. The implementation of AWS would reduce annual community emissions related to employee commuter travel by approximately 534 tonnes (2026).

Reinforcing the City's commitment to climate action, additional consideration should be given with regards to renovation or new construction to ensure alignment with the City of London's Climate Emergency Action Plan.

## **2.5 Long Term Impacts of COVID-19 on Workspace**

Although it is not known how long social distancing measures will be in place, adoption of AWS would allow Civic Administration greater flexibility. As noted, overall space can be reduced, AWS could create the flexible work spaces that would ensure social distancing is maintained. Implementing an AWS allows the ability to have more staff work remotely while maintaining service levels. This would also give the ability to safely allow staff access to their workspaces. For example, reducing pressures on elevator capacity, stairwells, corridors, washrooms, and other common office areas.

By adopting alternative work strategies, the City of London will be in a better position to respond to future pandemics and outbreaks. The flexibility related to AWS and protocols will ensure that Civic Administration can respond quickly to any significant event(s) that could impact services in the future.

Implementation of the AWS for the City of London further supports both our existing and future Business Continuity Plans. This would allow quicker response to any unforeseen business interruptions as the supporting infrastructure is already in place to support it fully.

## **2.6 Next steps**

Upon approval of AWS, Civic Administration will begin work to create the transition plan process followed by the implementation of AWS protocols over the long-term. As the implementation process will take time to develop, Civic Administration will also proceed with next steps to initiate the work to begin a competitive procurement process that incorporates the update of the Master Accommodation Plan (MAP) for Alternative Work Strategies (AWS) and will report back to the Municipal Council on next steps at a future date.

## **3.0 Financial Impact**

Should the AWS be adopted, savings will be realized as the amount of space required can be reduced by approximately 20%. The full financial impact of the implementation of the MAP with AWS is not fully known yet at this time. The overall costs to build, maintain and operate the implementation of the MAP will be reduced. However, there will be some additional cost associated in supporting AWS because of supporting policies, technology, and infrastructure that may need to be put into place which will offset some of the savings to be realized.

As this work is completed and identified, financial impacts will be incorporated into the next multi-year budget as required. Costs associated with any pilot projects will be accommodated within approved existing budgets.

With the implementation of the MAP, the need for leased space would be eliminated as outlined in the approved business case from the 2020-2023 multi year budget with exception of Life Stabilization decentralized locations. Non-financial savings would also be created from reductions of greenhouse gas emissions.

Total cost of implementation will be determined as the associated policies and technology to support AWS on a permanent basis are identified. However, COVID has assisted greatly with the identification and implementation of several remote work supports that will form the foundation to build on to support a long-term implementation.

## **Conclusion**

The adoption of AWS as part of the implementation of the Master Accommodation Plan would result in space savings of approximately 20%.



Since March 2020, temporary short-term strategies were developed to support remote work in response to the COVID-19 global pandemic. This framework has produced several positive initiatives that have been implemented and has resulted in no significant impact to service levels.

The result of the staff survey indicated positive feedback and a desire for a permanent long-term strategy. Implementation of AWS as part of the MAP would allow Civic Administration to continue with the momentum gained and move forward with a permanent long-term solution.

**Prepared by:** Val Morgado  
Senior Manager, Facilities  
Finance Supports

**Prepared by:** Tim Wellhauser, CIM  
Director, Fleet and Facilities  
Finance Supports

**Concurred by:** Lynne Livingstone  
City Manager

**Recommended by:** Anna Lisa Barbon, CPA, CGA  
Deputy City Manager  
Finance Supports

**Attachments:**

Appendix A: Master Accommodation Plan – Update for Alternative Work Strategies

Appendix B: Alternative Work Strategies Employee Survey Summary



**London**  
CANADA

MASTER ACCOMMODATION PLAN  
UPDATE FOR ALTERNATIVE WORK STRATEGIES



OCTOBER 2021

## Introduction

In 2016, the City of London studied their existing administrative facilities to develop a strategy for future space needs. The purpose of this study, called the Master Accommodation Plan (MAP), was to evaluate the amount of administrative space required to accommodate staffing requirements through 2026, while leveraging and enhancing customer service delivery. Mayhew Inc. was engaged by the City of London to complete the study.

The key goals of this study were to:

- Determine the amount of civic and administrative space currently used and determine how much additional space would be required to effectively deliver governance and municipal services to the community
- Identify the strategic options available to meet the needs in the short and long term
- Determine the potential financial implications of each option and recommend the preferred option
- Present the information required to direct and inform decision makers to key questions and decision points needed to be made to position next steps
- Identify the next steps to be followed upon completion of this scope of work

The results of the study identified three options for accommodation for the City of London. The options were to (1) make no facility changes or (2) maintain City Hall and construct a new facility to create a Campus with City Hall or 3) to construct a new facility on a new greenfield site.

In March 2020, the Covid-19 virus spread globally, creating a far-reaching and unprecedented impact on our daily lives. As community spread increased, regulations were enacted by the Province of Ontario to slow the spread of the virus. Similarly, the City of London declared a State of Emergency.

Many City of London administrative staff were no longer able to work from City administrative buildings due to the Covid-19 pandemic. Administrative staff for the purposes of this exercise are management staff, CUPE Local 101 and Fire Administration at the City of London. During the early stages of Covid-19, the City moved to a remote work environment, with the exception of those functions that required employees to be in the workplace. Over time, where services have been reintroduced and City facilities have been opened, employees have returned to their work spaces where the physical distancing requirements have been met. Those staff that did not fall within the categories that continued to operate at City facilities were

provided equipment resources to work from their homes during Covid-19 on a temporary basis. This commenced on March 17, 2020 and continues at the time of publication of this report.

Since that time temporary remote work options had been implemented by the City of London, City Council directed City administration “to initiate an update of the Master Accommodation Plan taking into account the potential for alternative work strategies and long-term impacts on work space requirements resulting from the COVID-19 Pandemic”.

As a result of this direction, the goals of this exercise are as follows:

- 1) Explore potential alternative work strategies that could be implemented on a more permanent basis
- 2) Understand the impact of alternative work strategies because of Covid-19
- 3) Identify the potential impact of alternative work strategies on the overall space needs, as described in the 2016 Master Accommodation Plan

Mayhew Inc. was re-engaged by the City of London to evaluate the goals stated above. The focus of this exercise is to understand the potential impact to the 2016 Master Accommodation Plan if alternative work strategies were integrated. The Worksetting & Space Allocation Standards, Facility Evaluation and Strategic Options sections from the original report were not re-examined and served as the foundation for the evaluation of the impact of alternative work strategies on the adopted Master Accommodation Plan. Further, the core guiding principle of the 2016 Master Accommodation Plan of enhancing service delivery through physical space was maintained.

## Approach

Similar to the approach taken in completing the 2016 Master Accommodation Plan, a series of focus sessions were completed with management staff from each service area. All focus groups were completed virtually using video conferencing technologies. In total, twenty-one (21) focus sessions were conducted.

The first step was to understand the impacts on work functions due to the temporary transition to work from home and to understand the job functions that are performed at the City to support service delivery. Job functions are tasks performed by employees as part of their work activities. The discussions and feedback allowed for the evaluation of which alternative strategies were suitable options for the City of London, such as desk sharing, telework/working from home, non-territorial space, and distributed work centres. All alternative work strategies were considered, and no presuppositions were made. Participants were also asked to provide an overview of their department/division/ team and explain the impact of the enterprise-wide reorganization.

With an understanding of which alternative work strategies were suitable for the City of London administrative staff based on job function, a framework was developed for implementing future alternative work strategies. Potential challenges and barriers, and parameters were also identified for implementing the recommended framework.

To gather insight from employees about working arrangements and the impacts of Covid-19 on the City of London employees, a survey was distributed to staff. The survey was sent to employees that are impacted by the Master Accommodation Plan for administrative space.

The survey was distributed using an online tool (Microsoft Forms) and consisted of 30 close-ended questions related to the nature of work and collaborative, confidentiality, and technology requirements. Questions were also asked about their work arrangements during Covid-19 and feelings towards a post Covid-19 work environment.

The online survey was emailed to approximately 1366 City of London employees (who occupy administrative work spaces) on May 24, 2021 and was available online for a period of four weeks. During this period, 1003 responses were received across the eight Service Areas.

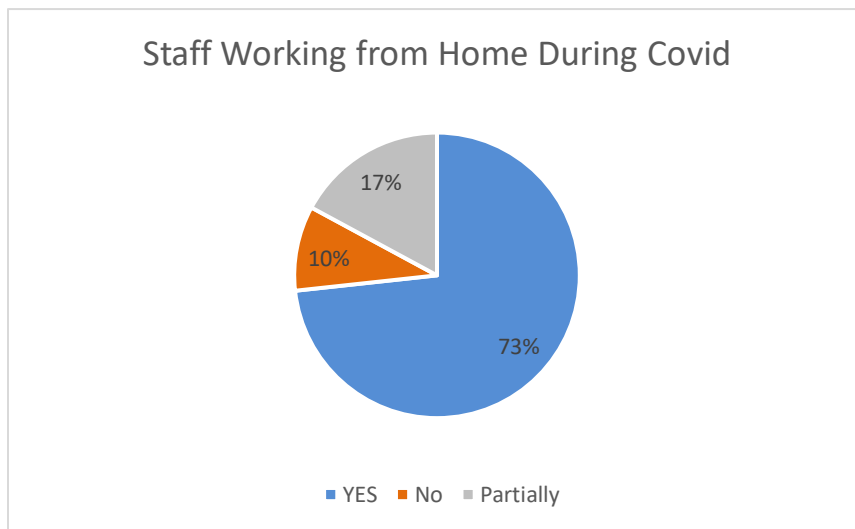
Staff were not required to self-identify with their survey responses, and email addresses were not associated with any of the responses. All individual responses are kept confidential and used only to identify trends.

## Focus Group & Survey Key Findings

Feedback received from the 53 participants of the management focus sessions was diverse, however there were some consistent trends. Regarding productivity, the majority of participants identified that productivity within their divisions had not been negatively impacted, and in many cases had improved by working from home. Similarly, managers acknowledged that staff generally transitioned to remote work effectively and that service delivery to the public was maintained.

When discussing collaboration, the overall feedback from managers was that collaboration had become more difficult due to the lack of in-person or face-to-face interactions. It was identified that not only was collaboration more difficult to do while working from home, but that it was also less effective to do virtually. Informal collaboration, on-boarding and passive learning/ mentoring was also impacted with teams unable to be in-person.

The survey identified that 73% of the administrative staff survey respondents worked from home because of the Covid-19 pandemic. Of the remaining 27%, 17% identified that they were working from home on a part-time basis.

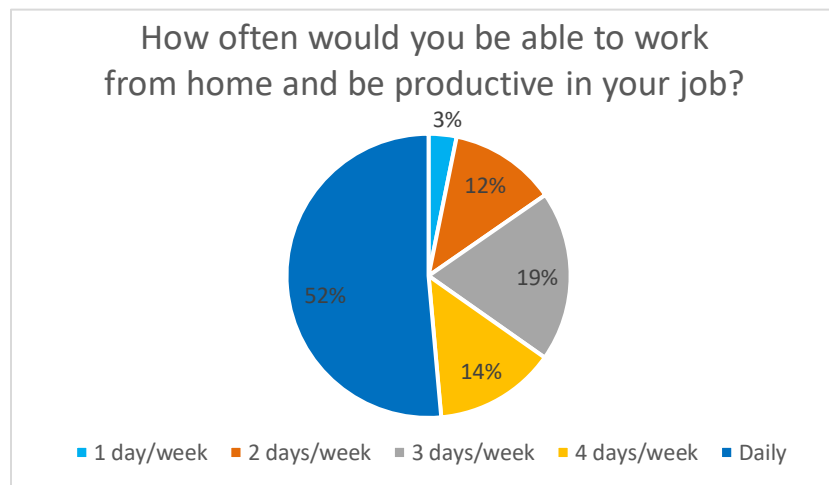


**Graph 1** Percentage of administrative staff either working from home full-time, partially or working from the office full time because of Covid-19.

The survey asked the respondents to rate their feelings on a scale of Very Positive to Very Negative towards working from home based on 6 qualities: productivity, work life balance, flexibility, work relationships, corporate tools and technology and physical

wellbeing (e.g., ergonomics/environment comfort). Except for the rating for Physical Wellbeing, all qualities had most responses as Very Positive and Positive. This was consistent across all service areas.

When asked whether they would be productive in their job if alternative work strategies were applied, most respondents answered yes. This was consistent throughout all service areas. The survey also asked the respondents to identify how many days they would be able to work from home and continue to be productive in their job. Respondents were given the options of Daily, 1, 2, 3, or 4 days a week to select for this question. Approximately half of the respondents identified that they could be productive working from home every day. Consistently throughout each of the service areas, the 1 day/week option was the least popular response.



**Graph 2:** The number of days a week the respondent answered that they could work from home and be productive in their job.

The final question of the survey asked respondents to identify their feelings towards both working from home and returning to the office post Covid-19 when restrictions are eased. For the entire organization, as well as for each of the individual service areas, most responses for feelings towards working from home post-Covid 19 were Extremely Positive and Positive, with 48% and 31% respectively. The total percentage of Negative and Very Negative responses were 5% to 4% respectively.

The responses from the staff survey are important to support any future alternative work arrangement implemented by the City of London. While many of the questions were geared towards future spatial planning, the questions regarding the individual's feelings towards working from home during Covid-19 and feelings towards working from home post Covid-19 are key components to this report and any recommendation put forth.

## Alternative Work Strategies Framework

A key step in developing the alternative work strategies framework for the City of London was determining which strategies were suitable for the organization. The process to determine alternative work strategies began with evaluating all options, with no presuppositions as to which were and were not suitable for the organization.

Focus session presentations to the Senior Leadership Team outlined alternative work strategies to consider based on the job functions within the organization. These options included telework/working from home, desk sharing, activity space, distributed work centres, non-territorial work, and flexible work hours. Following in-depth conversations with management staff, a list of suitable options for alternative work strategies were narrowed down. The alternative work strategies options that were narrowed down for further considerations and discussion are teleworking/working from home and desk sharing.

## Job Function Profiles

The administrative staff of the City of London, for which alternative work strategies are being considered, represent a very diverse set of job functions. For some of the job functions alternative work strategies could not be applied, whereas other job functions could have them be applied. At the same time, there are like job functions across service areas where alternative work strategies should be applied equitably.

To address this, the space has been allocated based on the functionality of each job. Four individual job function profiles have been created for consideration to characterize each job function based on the space required to perform the job function effectively. The job function profiles are defined as:

- Resident – Employees who require an owned individual workpoint to perform job functions effectively
- Resident Connected – Employees whose job position necessitates an assigned workpoint to complete a portion of their work functions. They can perform other work functions remotely
- Non-Resident Connected – Employees who have a choice of workpoints to perform job functions effectively
- Non-Resident Mobile – Employees who can perform their job functions effectively remotely

Each job function profile outlines the available individual workpoints. A workpoint is



defined as any place where an employee can perform their work. Examples of individual workpoints are a private office or workstation.

While a job function may be allocated an individual assigned workpoint at a City facility, the proposed strategy does not outline that the employee has to be working at a City facility five days a week. The amount of time an employee is required to spend at a City administrative facility or an alternate site (e.g., employee's home) has not been prescribed. Individuals who are unable to telework/ work from home would have workpoints available based on their job function profile. A process would need to be developed to review these accommodations, as well as determining the appropriate supporting policies/ procedures that would be required to implement alternative work strategies permanently.

The four job function profiles and their respective workpoints are listed below.

- Resident – Assigned individual workpoint
- Resident Connected – Assigned shared workpoint
- Non-Resident Connected – Unassigned shared workpoint
- Non-Resident Mobile – Hotel/Touchdown workpoint

To determine the impact on space needs, a square foot allocation was assigned to each job function profile along with a sharing ratio of staff to workpoint. These are presented below:

- Resident – 1:1 sharing ratio; blended rate of 82 square feet per worksetting to account for combination of private offices and workstations.
- Resident Connected – 2:1 sharing ratio; blended rate of 82 square feet per worksetting and 41 square feet per person.
- Non-Resident Connected – 3:1 sharing ratio; worksetting square footage calculated at the Flexible work profile from the 2016 Master Accommodation Plan at 32 square feet per worksetting and 10.7 square feet per person.
- Non-Resident Mobile – 6:1 sharing ratio; worksetting square footage calculated at the Free Address work profile from the 2016 Master Accommodation Plan at 16 square feet per worksetting and 2.7 square feet per person.

## Support Space Workpoints

The support space requirements for the update to the Master Accommodation Plan have been calculated based on the GCworkplace guidelines. In general, support space workpoints are spaces that are required to complete job activities that are not individual work areas. These include meeting rooms, shared equipment rooms and lunchrooms. GCworkplace is a government guideline that was developed to “support a flexible environment made up of a wide variety of different functional settings”. (GCWorkplace Design Guide, Part 1 Introduction). The guideline also recognizes that office space that is developed to support alternative work strategies will also require different types and quantities of collaboration space.

The Master Accommodation Plan completed in 2016 accounted for small, medium, and large meeting rooms, quiet rooms, shared equipment areas, lunchrooms/ kitchenette and undesignated support spaces. Given the impact of Covid-19 and the opportunity for remote work there has been a resulting impact on the types and sizes of support space required for the City. GCworkplace has expanded upon the types of collaborative spaces that should be included in an office space. As such, chatpoints (areas for brief impromptu conversations), teaming areas (informal open area to accommodate group work and idea generation), lounges (open area with furniture for dining and/or social interaction and informal work) have also been included as part of the support space calculations. Further, to accommodate staff without assigned workpoints, locker areas have also been included in the calculation of space required to support alternative work strategies.

## Space Impact

Using the space calculation methodology from the 2016 Master Accommodation Plan and the updates to the required support spaces, the overall space needs for City administrative functions were calculated. The space requirements were determined with and without the implementation of alternative work strategies.

With the overall space needs updated to account for the implementation of future alternative work strategies, the 2016 Master Accommodation Plan was also updated. The impact to the overall space needs with the implementation of the proposed alternative work strategies demonstrated a reduction of approximately 20% would be achievable.

When projecting overall space requirements between 2026 and 2031, it was estimated that the City of London would require an additional 11,000 square feet of space to

support the staff growth with the implementation of the alternative work strategies or 15,000 square feet without the proposed alternative work strategies. When assessing the overall space requirements until 2031, the City could reduce their space needs by 63,000 square feet if alternative work strategies are implemented.

The table below illustrates the overall space requirements:

Year	Staff Accommodation Required	2016 Master Accommodation Plan	MAP – Updated for Alternative Work Strategies	Resulting Space Reduction
		205 sq.ft. / Employee	164 sq.ft. / Employee	41 sq.ft. / Employee
2021	1366	280,000 sq.ft.	224,000 sq.ft.	56,000 sq.ft.
2026	1434	294,000 sq.ft.	235,000 sq.ft.	59,000 sq.ft.
2031	1506	309,000 sq.ft.	246,000 sq.ft.	63,000 sq.ft.

## Conclusion

The implementation of alternative work strategies is multifaceted and would require several elements to be taken into consideration. These include, but are not limited to, the development of protocols to support individual employees requiring accommodations, the development of an IT strategy to allow for technology integration (e.g., remote technologies), the development of processes to further support alternative work strategies (e.g., digital signatures), as well as a change management process to assist with implementation.

However, the application of alternative work strategies demonstrates an overall reduction of the administrative space required by the City of London. This includes an allocation of new support spaces to support the alternative work strategies, such as lockers and more collaborative space.

In addition to the reduction of space needs, the information gathering stage of this engagement identified that the overall staff responses indicated positive feelings towards working from home post Covid-19. Similarly, through the focus sessions with management staff, it was suggested that the ability to provide a high level of customer service at the City of London would be maintained with the implementation of alternative work strategies.

Covid-19 has and continues to have far reaching impacts on the way organizations utilize their workspaces. It has forced employees, including employees at the City of London, to become more mobile. It has changed how technology is used and how we interact with each other. The resulting impact on office space has been vacant workstations for extended periods of time. In a post Covid-19 environment, it is expected that the trend of mobile work will continue with employees still performing individual work tasks away from the office. The reasons employees will return to the office are to collaborate and interact resulting in the transition from dedicated space to shared, flexible space. Further to this, organizations must be able to respond to future pandemics, and outbreaks. Office space and protocols must be able to respond quickly to mitigate the impacts to their business. Implementation of the alternative work strategies for the City of London will be an integral part for any future response to these types of business interruptions.

Based on the identified administrative space requirements and the positive impact of the current staff work arrangements due to Covid-19, it is recommended that the City of London continue to explore alternative work strategies as a long-term strategy integrated into an updated Master Accommodation Plan. A recommended next step is to pilot alternative work strategies to confirm a reduction in space requirements and to ensure the City can continue to provide customer service to the community while effectively supporting staff through the implementation.

# Alternative Work Strategies Employee Survey Summary


The staff survey was sent out to approximately 1366 City of London employees who occupy administrative work spaces and 1003 responses were received. The response rate was relatively consistent across all eight Service Areas



**73%** Response Rate

**90%**

**Working from home during COVID-19**



**17%** Partially

**73%** Fully



**Feelings towards working from home during COVID-19 based on**



**Productivity**  
**Flexibility**  
**Life Balance**



92%



4%



4%

93%

5%

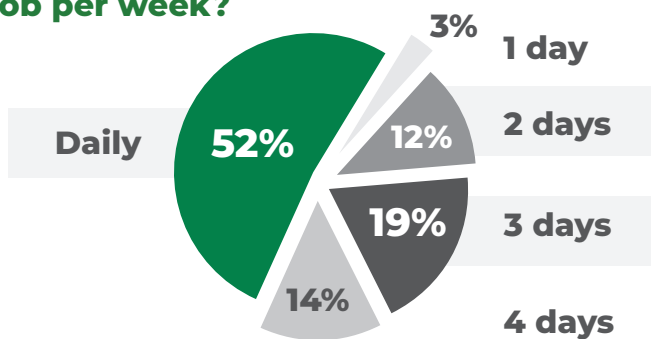
2%

84%

5%

11%

**How often would you be able to work from home and be productive in your job per week?**



**What activities would require you to come to the office to work?**

**Top 3**



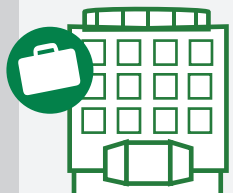
**In person meetings**



**Use of equipment**



**Social Interaction**



**Feelings towards returning to the office in a post-COVID-19 environment?**



37%



30%



33%



**Feelings towards working from home in a post-COVID-19 environment?**



79%



12%



9%

**What do you require to work successfully from home?**

**Top 3**



**Connection to the office network**



**Office space or equipment**



**Corporate tools & technology**

## Report to Strategic Priorities and Policy Committee

**To:** Chair and Members  
Strategic Priorities and Policy Committee  
**From:** Anna Lisa Barbon, CPA, CGA, Deputy City Manager, Finance Supports  
**Subject:** 2021 Service Review Initiatives Update  
**Date:** October 19, 2021

## Recommendation

That, on the recommendation of the Deputy City Manager, Finance Supports, with the concurrence of the City Manager, this report dated October 19, 2021 regarding the 2021 Service Review Initiatives Update **BE RECEIVED** for information.

## Executive Summary

The purpose of this report is to provide Committee and Council with an update on the activities of the Service Review program for 2020 and 2021 and the status of the current initiatives that are being undertaken by the City using tools that have now been embedded as part of our service delivery and strategic objectives to support continued efficiency and effectiveness.

## Linkage to the Corporate Strategic Plan

Council's 2019 to 2023 Strategic Plan for the City of London identifies "Leading in Public Service" as a strategic area of focus. The City of London's service review program is aimed at increasing the efficiency and effectiveness of service delivery through targeted service reviews to ensure Londoners experience exceptional and valued customer service.

## Analysis

### 1.0 Background Information

#### 1.1 Previous Reports Related to this Matter

Strategic Priorities and Policy Committee, September 30, 2019, Agenda item 2.1, Service Review Initiatives 2019 Update: <https://pub-london.escribemeetings.com/filestream.ashx?DocumentId=67386>

### 2.0 Discussion and Considerations

#### 2.1 Background

As part of Civic Administration's ongoing commitment to enhance the efficiency and effectiveness of City of London services, various tools are being used through the City's Service Review program. These include:

- Zero-Based Budgeting
- Programs Reviews
- Organizational Reviews
- Deep Dive Service Reviews
- Asset Reviews
- Internal Audit
- Continuous Improvement Initiatives

Appendix 'A' provides a detailed description of each of the Service Review tools.

While the objective of the Service Review program is to enhance the efficiency and effectiveness of the City's operations – not necessarily to identify cost savings – some reviews may result in budget reduction opportunities (e.g. Zero-Based Reviews).

The sections below provide a summary of the initiatives undertaken in 2020 and 2021 to advance the Service Review program for the City of London.

## **2.2 Zero-Based Budgeting**

Civic Administration remains committed to ensuring that approved budgets align with the required resources to deliver current programs and services. In developing the 2020-2023 Multi-Year Budget, a total of more than \$17 million of incremental reductions were incorporated in the approved budget by 2023 based on an analysis of past spending, while balancing the City's ability to maintain services that Londoners rely on. As part of the 2021 Annual Budget Update process, a number of budget amendments were also presented and approved by Council based on right-sizing of budget resources to anticipated needs for 2021. The 2021 budget amendments included:

- Amendment #4: Children's Services – Reduction in Required Investment in 2021 Due to Impacts of COVID-19 (\$1.6 million)
- Amendment #5: Middlesex-London Health Unit – Increased Funding by the Ministry of Health in 2021 (\$0.6 million)
- Amendment #6: Ontario Works – Reduction in Investment in 2021 in Connection with the Impacts of the COVID-19 Pandemic (\$0.4 million)
- Amendment #7: Corporate Services – Administrative Recoveries from Water, Wastewater and Treatment and Joint Water Boards (\$0.4 million)
- Amendment #8: Other Related Financing – Reduction to Corporate Contingency Budget (\$0.5 million)
- Amendment #10: Revised Implementation – 60% Waste Diversion Action Plan (\$2.3 million)

While many of these amendments were one-time in nature and related to impacts resulting from the COVID-19 pandemic, they illustrate Civic Administration's commitment to ensuring alignment of budgetary resources to planned spending.

In preparation for the 2022 Annual Update to the Multi-Year Budget, Civic Administration undertook an extensive analysis of potential opportunities for reductions using zero-based review techniques. These reviews yielded a number of potential reductions, which will be included as a budget amendment in the 2022 Annual Budget Update to be tabled at the Strategic Priorities and Policy Committee on November 9, 2021. Although the COVID-19 pandemic continues to create uncertainty impacting service delivery, a number of strategies continue to be employed to monitor financial impacts and mitigate lost revenues and additional costs on the City's budget.

## **2.3 Program Reviews**

An integral component of the City's Service Review initiative is program reviews, which involve the analysis of existing programs or services delivered by the City to assess the effectiveness, efficiency, financial sustainability and/or alignment with the Corporation's Strategic Plan.

Similar to the Zero-based Reviews noted above, in preparation for the 2022 Annual Budget Update, a number of programs and services were reviewed by Civic Administration for potential opportunities to mitigate the planned 2022 tax levy increase. The reviews with potential savings will be included as budget amendments for Council's consideration in the 2022 Annual Budget Update.

## **2.4 Organizational Reviews**

Since the global COVID-19 pandemic that was declared by the World Health Organization on March 11, 2020, the City, similar to other municipal organizations, has had to adapt and work differently to achieve the strategic priorities and directions that

have been established by Council. In the latter half of 2020, Civic Administration engaged in an exercise to review the organizational structure for the City of London.

In February 2021, Civic Administration put forward recommendations for a new organizational structure for consideration by Council. Following Council's approval, Civic Administration has worked diligently across the organization to implement the recommended changes to the City's service areas, service area leads, and subsequent changes to individual teams within each of the service areas. Ultimately, the changes to the organizational structure that are being implemented build on the lessons learned through COVID-19 that demonstrate the value of an enterprise-wide approach to our work to better deliver services for the residents of London.

## **2.5 Deep Dive Service Reviews**

On November 17, 2020, the Province of Ontario announced a second intake of the Audit and Accountability Fund (AAF) that the City previously accessed to provide funding for its review of Housing Services. Similar to the previous round of funding, the second intake of the AAF was made available to urban municipalities to undertake third party reviews with the goal of finding service delivery efficiencies, while protecting and modernizing front-line services.

On March 9, 2021, the Strategic Priorities and Policy Committee received a report to provide an update on the AAF and the status of the two applications that were submitted in December 2020 as part of the second intake process:

- City of London Parking Services Service Integration and Digital Modernization Review
- City of London Procurement Process Assessment Review

Civic Administration will bring back final reports to the appropriate standing committees with the findings and recommendations from the service reviews as they are completed.

## **2.6 Asset Reviews**

From 2016 to 2018 Civic Administration completed reviews of the City's assets, including assets identified as Class A (vacant land and buildings) and Class C (major venues, non-core services and assets). Realty Services continues to actively manage the City's surplus property portfolio and identifies lands to be declared surplus as candidates become available for Council's consideration. As lands become available and are deemed surplus in accordance with the Sale and Other Disposition of Lands Policy, the City will continue to assess if they are appropriate for affordable housing to assist in achieving Council's priority of increasing the supply of affordable housing in the London community.

Additionally, as approved through the 2020-2023 Multi-Year Budget (Business Case #16), the T-Block building was deemed surplus to the needs of the City as the building was not currently used by the City to accommodate staff, or deliver programs and services, and had a very high lifecycle renewal cost associated with it. Recently, the City has moved forward with the next steps related to the disposition and sale of the T-Block building and has initiated a property liaison with City Service Areas, Agencies, Boards, and Commissions to determine if there are other uses for the property.

## **2.7 Internal Audit**

On June 16, 2020, the Audit Committee was provided with an update from Deloitte on the status of the internal audit plan and a revised internal audit plan for 2021 was approved. Regular internal audit updates are provided by Deloitte at each Audit Committee meeting and the internal audit plan was further revised in February 2021 and June 2021 based on risks identified and through discussions with Civic Administration. As internal audits are completed based on the approved internal audit plan, the reports



are brought forward to the Audit Committee. Over the next few months Civic Administration will continue to support Deloitte in the completion of identified internal audits and fieldwork that is necessary to be undertaken as part of the internal audit activities.

Between September and December 2021, Deloitte anticipates the following activities:

- Issue the SaaS Application review report,
- Traffic Management Process Review fieldwork and draft report,
- Recruitment Process Review fieldwork and draft report, and
- Fleet Inventory Review fieldwork and draft report

The contract term for internal audit services will end on December 31, 2021, and as a result an RFP for internal audit services was initiated and is scheduled to be completed by November.

## 2.8 Continuous Improvement Initiatives

The main areas of focus and goals of the Continuous Improvement Road Map are:

- **People:** We will enable our people with knowledge, tools, and resources to build and support a culture of continuous improvement.
- **Processes:** We will challenge processes, continually adding value from end to end while delivering better results.
- **Customers:** We will work in partnership and collaboration with our internal and external customers to achieve excellence in service delivery.

The Continuous Improvement initiative has yielded the following results to date:

### **People:** Building Capacity

- 404 employees have completed White Belt training
- 33 leaders have Green Belt certification
- 4 leaders have been certified as Black Belts
- We have encouraged the adoption of lean practices to improve service delivery across the Corporation, with a focus on implementing visual management, team huddles, and leader standard work

### **Processes:** Improving Service Delivery

- 441 organizational improvements have been completed:
  - 363 Continuous Improvement tickets
  - 23 Yellow Belt improvements
  - 33 Green Belt improvements
  - 22 Rapid Improvements
- The Continuous Improvement team takes an 'I Do, We Do, You Do' approach while building a community of problem solvers. Process improvement support in 2021 includes the following initiatives:
  - Supporting Planning and Economic Development and their external partners – the London development community – to better understand processes and efficiently and effectively deliver service. These efforts have focused primarily on the areas of site plan and subdivision.
  - The Continuous Improvement team also supported the work of creating and sustaining a COVID-19 rapid testing process at the Dearness Home to promote resident safety in alignment with provincial directives and the advice of public health.
  - Building capacity within Services Areas by introducing leader standard work, team huddles, visual management, and meaningful metrics.

## **Customers: Partnerships and Collaboration**

- Continue to collaborate with the development industry for efficient and effective ways to improve our application process.
- Facilitated a strategic framework development session with the London Catholic District School Board to establish purpose, direction, and growth of their continuous improvement program.
- Completed 22 workshops with 145 participants aligned with Service Area improvements. Participants include internal and external customers.
- Established the Ontario Lean Community of Practice with neighboring municipalities. This Community of Practice has grown to include 15 municipalities with an interest in sharing and leveraging each other's standard best practices.

Moving forward, to build upon the continuous improvement approach that has been established at the City of London, the Continuous Improvement team will focus on additional tools and techniques such as innovation, project management, and business analysis to deliver efficient and effective services.

## **Conclusion**

This report has identified the many initiatives that have recently been undertaken as part of the Service Program at the City of London. Going forward, Civic Administration will continue to use the Service Review toolkit as part of the City's ongoing commitment to deliver efficient and effective services to the London community.

**Prepared by:** Mark Johnson, MCIP, RPP, Business Planning Process Manager  
**Concurred by:** Lynne Livingstone, City Manager  
**Recommended by:** Anna Lisa Barbon, CPA, CGA, Deputy City Manager, Finance Supports

## Appendix A – Service Review Tools

Service Review Tool	Description	Purpose
Internal Audit	Internal auditing is an independent, objective assurance and consulting activity designed to add value and improve an organization's operations. It helps an organization accomplish its objectives by bringing a systematic, disciplined approach to evaluate and improve the effectiveness of risk management, control, and governance processes. <sup>1</sup>	<p>Assist the Administration, Audit Committee and Council in fulfilling their oversight responsibilities.</p> <p>Provide independent, objective audit and advisory services designed to add value and improve the effectiveness of the City's control, compliance and governance processes.</p>
Zero-based Budgeting	Zero-based Budgeting (or Zero-based Reviews) refers to the methodology of building a budget "from the ground up" to achieve the level of service planned. Zero-based Reviews are scalable and may be conducted at the service, business unit or object account level.	<p>Identification of the necessary resources to deliver the unit's objectives/outcomes asking the following questions:</p> <ul style="list-style-type: none"> <li>• Is the program/service effective? – Are we doing the right thing? Is the service achieving the objectives desired by Council or the Administration?</li> <li>• If effective, is the program/service efficient? – Are we doing things in the right way? Could this program be delivered in a way that is less costly, but achieves the same goals?</li> </ul> <p>Avoids an "incremental increase" budget approach.</p> <p>Identify opportunities to reallocate budget to higher priority corporate initiatives.</p>
Program Reviews	Program Reviews refers to the detailed analysis of existing programs or services provided and/or delivered by the Corporation.	<p>Determine the alignment of the program being reviewed with the Corporation's Strategic Plan.</p> <p>Assess the effectiveness and efficiency of the program in achieving the stated goals and associated key performance metrics of that program. Consider the financial sustainability of the program.</p>

<sup>1</sup> As defined by the Institute of Internal Auditors.

Service Review Tool	Description	Purpose
Organizational Reviews	Organizational reviews help ensure Service Area organizational structures are designed to be able to deliver on Council's Strategic Plan, leverage best practices, enhance collaboration and eliminate duplication within and across Service Areas with the goal to create effective and efficient organizational structures that provide optimum service delivery and flexibility for future growth and increased work demands.	<p>Reform and refine our structure to ensure it aligns and supports Council's Strategic Plan.</p> <p>Instil clarity of focus and accountability by clearly defining roles and responsibilities.</p> <p>Eliminate duplication and confusion in service delivery including examining forms of alternate service delivery.</p> <p>Promote efficiencies and effectiveness by bringing activities that require co-ordination together under one Division and one Service Area with clear boundaries and defined processes.</p> <p>Ensure both internal and external models for delivering services are aligned and mutually supportive with clearly defined roles.</p>
Asset Reviews	Assessment of City of London physical assets to determine the future of the assets and whether any candidates for disposal/sale emerge for Council consideration.	<p>Maintain a Council policy to inform the allocation of proceeds from the sale of a major asset</p> <p>Establish a timeline for future reviews of City-owned assets.</p>
Deep Dive Service Reviews	Deep Dive Reviews will examine service delivery models and levels of service in a comprehensive manner.	<p>To assess:</p> <ul style="list-style-type: none"> <li>• Levels of service and possible service level adjustments</li> <li>• Alternative service delivery opportunities</li> <li>• Potential service reductions or eliminations</li> </ul>
Continuous Improvement Initiatives	<p>Continuous improvement and respect for people are the two pillars of Lean success. In order to continually deliver over 100 services efficiently and effectively, the City will look to challenge current state processes and provide the highest value of service to our customers.</p> <p>Continuous Improvement is based on a team structure where people from Service Areas work collaboratively to improve the way they identify and eliminate non-value add to the customer, streamline processes, and ultimately improve the value for the end user.</p>	<p>Continuous Improvement aligns with Council's 2019-2023 Strategic Plan vision, mission, and values, as well as the strategic area of focus 'Leading in Public Service' and the outcome 'Londoners experience exceptional and valued customer service' and the expected result 'Increase efficiency and effectiveness of service delivery.'</p> <p>With a focus on continually adding value to our customers, as well as engaging and empowering our employees, the City of London will be able to develop a culture of continuous improvement that enables us to achieve the vision of A leader in commerce, culture, and innovation – our region's connection to the World.</p>

## Report to Strategic Priorities and Policy Committee

**To:** Chair and Members  
Strategic Priorities and Policy Committee

**From:** Lynne Livingstone  
City Manager

**Subject:** London Community Recovery Framework

**Date:** October 19, 2021

## Recommendation

That, on the recommendation of the City Manager, the following actions be taken with respect to the London Community Recovery Framework:

- a) The London Community Recovery Framework, as outlined in the staff report dated October 19, 2021, **BE ENDORSED**;
- b) The London Community Recovery Network members, as identified in Appendix A of the above-noted report, **BE THANKED** for their time and effort in developing the London Community Recovery Framework; and,
- c) The Mayor **BE DIRECTED** to share the London Community Recovery Framework with local Members of Parliament, Members of Provincial Parliament to inform the development of federal and provincial pandemic recovery plans and strategies.

### 1.0 Executive Summary

Early in the pandemic, London City Council established the London Community Recovery Network (LCRN) in partnership with leaders from London's public, private, non-profit and institutional sectors and those representing communities that have experienced disproportionate impacts from COVID-19. The purpose of the LCRN is to work to drive a strong and inclusive recovery for London.

In its first phase of work from September 2020 to December 2020, LCRN members identified 70 ideas for action to drive an immediate community response to the impacts of the pandemic in our community. In its second phase of work from March 2021 to the present, LCRN members adopted a whole-of-community approach with an eye to a 1–3-year horizon.

The London Community Recovery Framework (**Appendix A**) allows organizations, networks, and communities to design and participate in initiatives that benefit the community, and at the same time remain focused on the needs of individual sectors, members, and organizations. Many recovery-focused community initiatives are underway already with other actions and strategies in development for the future. The London Community Recovery Framework provides a common vision and shared measures to guide and align these efforts to the recovery priorities identified by the community.

Member organizations have provided letters of commitment (**Appendix B**) outlining how they will individually and collectively use the London Community Recovery Framework as a resource to align and coordinate community efforts to drive a strong and inclusive recovery for London.

## Linkage to the Corporate Strategic Plan

The London Community Recovery Framework includes strong alignment with all key areas of focus under the City of London Strategic Plan:

Strengthening our Community:

- Londoners have access to the supports they need to be successful
- Londoners have access to the services and supports that promote well-being, health, and safety in their neighbourhoods and across the city

Building a Sustainable City

- London has a strong and healthy environment
- Londoners can move around the city safely and easily in a manner that meets their needs

Growing our Economy:

- London will develop a top quality workforce
- London is a leader in Ontario for attracting new jobs and investments
- London creates a supportive environment where entrepreneurs, businesses and talent can thrive

Creating a Safe City for Women and Girls

- London has enhanced the potential for women and girls to live safe lives

Leading in Public Service

- The City of London is trusted, open, and accountable in service of our community
- Londoners experience exceptional and valued customer service

In addition, the London Community Recovery Framework aligns with the City of London's commitment to Anti-Racism and Anti-Oppression by intentionally seeking input from equity-deserving groups and by ensuring that contributions toward shared measures are inclusive and equitable for all Londoners.

## Analysis

### 1.0 Background Information

#### 1.1 Previous Reports Related to this Matter

- London Community Recovery Network – Community Led Ideas – Business Cases – May 18, 2021, SPPC
- London Community Recovery Network – Immediate Ideas for Action to Support London's COVID-19 Community Recovery – December 16, 2020, SPPC
- 2020 Mid-Year Operating Budget Monitoring Report & COVID-19 Financial Impacts - September 20, 2020, SPPC
- First Report of the London Community Recovery Network – July 14, 2020, SPPC
- Covid-19 Financial Impacts – Update – June 23, 2020, SPPC
- Second Report from the Mayor's Economic and Social Impact and Recovery Task Forces – May 8, 2020
- Covid-19 Financial Impacts and Additional Measures for Community Relief – April 28, 2020, SPPC
- Homeless Prevention COVID-19 Response and Funding Overview, Community and Protective Services Committee, April 28, 2020, Consent Item # 2.3
- Property Tax Deferral Options – April 14, 2020, CSC
- First Report from the Mayor's Economic and Social Impact and Recovery Task Forces – April 9, 2020

## 2.0 Discussion and Considerations

### 2.1 Background and Purpose

On July 21, 2020, London City Council endorsed the creation of the London Community Recovery Network (LCRN) to begin a community-led process to power London's recovery from the COVID-19 pandemic. The LCRN is chaired by the Mayor, supported by Council, and led by over 30 organizations who represent social, economic, institutional, and community perspectives from across London. The collective effort of the LCRN is focused on creating a strong, resilient, and inclusive post-pandemic London.

Over the course of 2021, LCRN members have collaborated closely to develop the London Community Recovery Framework. The framework sets out a common vision, focus areas, and shared measures for community recovery and renewal in London. It describes the shared destination of a post-pandemic London and the measures the community will use to evaluate collective progress. The framework will enable the community to assess the impact of contributions to the shared measures and where enhancements or adjustments of effort may be necessary. Recovery and renewal for London will require a longer-term focus. As such, the framework is intended to guide our collective efforts as a community over the next three years.

Specifically, the London Community Recovery Framework:

- Identifies a **common vision** for London's community recovery – a vision that includes economic and social aspects of recovery;
- Communicates the **focus areas** that will guide community recovery and renewal from the pandemic;
- Outlines **shared measures** to standardize the evaluation of London's progress towards community recovery and the common vision;
- Supports London Community Recovery Network members' **commitment** to contributing to one or more of the recovery-focused shared measures through individual and collective efforts that enable community recovery in London; and,
- Commits to **reporting regularly** on London's community recovery efforts.

The London Community Recovery Framework clearly describes the common vision and shared measures of recovery from the COVID-19 pandemic over the next three years for the LCRN members and the broader London community. The framework can also serve as a resource for decision-makers at other levels of government to recognize and understand community priorities and to help inform policies, programs, and opportunities to support London's community recovery.

### 2.2 Development Approach

The development of the London Community Recovery Framework occurred between May 2021 and September 2021. LCRN members contributed perspectives, expertise and experiences through several pathways. The full LCRN membership met in May, June, and September, to discuss and provide input on the vision, recovery areas, and measures respectively. Over the course of the summer, a total of 44 interviews and three focus groups were conducted with LCRN members to gather perspectives and input from sectors, industries, and communities. Additionally, in-depth thematic analyses were undertaken using the results from the interviews with LCRN members.

### 3.0 London Community Recovery Framework Summary

In total, the London Community Recovery Framework includes 3 recovery areas of focus, 23 indicators, and 36 metrics. In addition, the framework includes 8 shared commitments which will guide the ongoing activities of LCRN members over the course of the three-year horizon of the London Community Recovery Framework.

#### 3.1 Vision, Recovery Areas of Focus, and Indicators

A strong London that has fully recovered from the impacts of the COVID-19 pandemic and is building a resilient, equitable, and inclusive post-pandemic future.

<b>Investing in People</b> We collectively commit to recovery and improving quality of life so that all Londoners can participate and succeed.	<b>Driving Prosperity</b> We collectively commit to sustainable and inclusive economic recovery that creates opportunities for people and enterprises and strengthens London's diverse competitive potential.	<b>Fostering Community</b> We collectively commit to reconnecting people and neighbourhoods and fostering a community where all Londoners can live, work, and play.
Domestic Violence	Arts, Culture, and Tourism	Anti-Racism and Anti-Oppression
Educational Attainment	Business Health	Climate Change and Environmental Sustainability
Food Security	Commercial Vacancy	Community Belonging
Homelessness	Employment	Community Engagement and Social Isolation
Income	Housing Affordability and Availability	COVID-19 Management and Prevention
Mental Health	Labour Market Participation	Crime and Safety
Physical Health	Mental Health in the Workplace	Immigration and Migration
Substance Use	Talent Recruitment and Retention	

A full description of the metric(s) for each indicator can be found in the London Community Recovery Framework (**Appendix A**).

### 4.0 Implementation of the London Community Recovery Framework

The London Community Recovery Framework outlines a collaborative, community-driven approach to guiding and reporting on London's community recovery from the COVID-19 pandemic. The common vision, focus areas, and shared measures for recovery laid out in the London Community Recovery Framework will require continuing the momentum demonstrated by committed partners across London throughout the



pandemic. LCRN members will identify the actions they will take to align with the framework and to contribute to London's recovery over the next three years.

The London Community Recovery Framework will enable organizations, networks, and communities to design and participate in recovery initiatives that benefit the community, and at the same time remain focused on the needs of individual sectors and members. While the framework provides the common vision and means to measure community progress, London's public, private, non-profit, and institutional organizations will develop and implement the strategies and initiatives to contribute to the measures within the framework. This agile and flexible approach is designed to maximize the capacity of the London community to act on recovery priorities while also providing coordination and alignment potential through the vision and measures within the London Community Recovery Framework.

Civic Administration will support this ongoing work by leading data collection, analysis, and reporting over the next three years. The LCRN will continue to serve as a community forum for identifying emerging issues, sharing details on recovery strategies and initiatives, and shaping future reporting on London's recovery progress.

Civic Administration will execute an implementation plan in partnership with LCRN members over the coming months. The plan will need to remain flexible in the near term in recognition that the pandemic is not yet over in our community. The implementation plan will include the following primary elements:

- Civic Administration will begin to compile the baseline data for the measures identified within the London Community Recovery Framework. This will serve as an important reference point to assess community progress and impact;
- LCRN members will begin to identify current recovery actions and strategies already underway by their organizations and networks and undertake efforts to align these with the London Community Recovery Framework vision and measures;
- Civic Administration will work with LCRN members to create space to share and showcase innovation/collaboration on future recovery initiatives and strategies toward the goal of impacting the shared measures;
- LCRN members will continue to meet regularly to support ongoing efforts, to share information and ideas, and to maintain community recovery momentum and remain accountable to London's recovery vision; and,
- Civic Administration will report annually in partnership with LCRN members on community progress under the London Community Recovery Framework, including a report to Council.

## **Conclusion**

The London Community Recovery Framework represents a first of its kind in Canada - a community-driven framework enabling diverse organizations to work collectively to drive London's recovery from the COVID-19 pandemic. The framework provides a shared destination for recovery and measures to assess our collective impact through the individual efforts of LCRN members.

The London Community Recovery Framework would not have been possible without the efforts and contributions of the London Community Recovery Network organizations, members of the London City Council, and all Service Areas across the City of London.

**Prepared and submitted by:** **Adam Thompson, Manager,  
Government and External Relations**

**Recommended by:** **Lynne Livingstone, City Manager**

- cc. Members of the London Community Recovery Network  
City of London Senior Leadership Team  
London Community Recovery Working Group



London  
Community  
Recovery  
Network

## London's Community Recovery Framework

# Message From the London Community Recovery Network

The global pandemic has changed so many aspects of our daily lives. There are very few people and organizations who have not been deeply affected by COVID-19 in some way. For those who are vulnerable or marginalized in any way, the impact has been disproportionate. The COVID-19 pandemic has heavily impacted our communities, our families, and our businesses. It has changed how we travel, how we spend time together, and how we engage in our community. It has also had a significant impact on the economic and social health of London and region.

As the community continues to respond to the unprecedented challenges of COVID-19, we recognize that rebuilding and revitalizing London will necessitate an equally unprecedented response. We are committed to recovery from the COVID-19 pandemic in London through the London Community Recovery Framework. The London Community Recovery Framework sets out a common vision, focus areas, and shared measures for recovery and renewal from the COVID-19 pandemic.

The London Community Recovery Framework allows organizations, networks, and communities to design and participate in initiatives that benefit the community, and at the same time, remain focused on the needs of individual sectors, members, and organizations. We recognize and support parallel efforts underway from champions across all sectors of the economy and community to promote a strong, resilient, and inclusive post-pandemic London.

The London Community Recovery Framework will require a coordinated effort from all of us to revive the economy, revitalize the community, and reimagine our future. Diverse perspectives from across London will be instrumental in realizing our vision of *a strong London that has fully recovered from the impacts of the COVID-19 pandemic and is building a resilient, equitable, and inclusive post-pandemic future.*

Sincerely,

***The London Community Recovery Network***

# Table of Contents

## 1.0

- Introduction**..... 1
- 1.1 The London Community Recovery Network ..... 1
- 1.2 The Work of the London Community Recovery Network ..... 1
- 1.3 The London Community Recovery Framework..... 2
- 1.4 Recovery in the Context of the London Community Recovery Framework ..... 3
- 1.5 How the London Community Recovery Framework Was Developed ..... 3

## 2.0

- The London Community Recovery Framework** ..... 6
- 2.1 Vision ..... 6
- 2.2 Shared Commitments ..... 6
- 2.3 Recovery and Renewal Focus Areas and Indicators ..... 8

## 3.0

- Investing in People Indicators**..... 9
- 3.1 Domestic Violence ..... 10
- 3.2 Educational Attainment ..... 11
- 3.3 Food Security ..... 12
- 3.4 Homelessness ..... 13
- 3.5 Income ..... 14
- 3.6 Mental Health ..... 15
- 3.7 Physical Health ..... 16
- 3.8 Substance Use ..... 17

## 4.0

- Driving Prosperity Indicators** ..... 18
- 4.1 Arts, Culture, and Tourism ..... 19
- 4.2 Business Health..... 20
- 4.3 Commercial Vacancy ..... 21
- 4.4 Employment ..... 22
- 4.5 Housing Affordability and Availability ... 23
- 4.6 Labour Market Participation ..... 24
- 4.7 Mental Health in the Workplace ..... 25
- 4.8 Talent Recruitment and Retention ..... 26

## 5.0

- Fostering Community Indicators** ..... 27
- 5.1 Anti-Racism and Anti-Oppression ..... 28
- 5.2 Climate Change and Environmental Sustainability ..... 29
- 5.3 Community Belonging ..... 30
- 5.4 Community Engagement and Social Isolation ..... 31
- 5.5 COVID-19 Management and Prevention ..... 32
- 5.6 Crime and Safety ..... 33
- 5.7 Immigration and Migration ..... 34

## 6.0

- Implementation of the London Community Recovery Framework** ..... 35

- Appendix A: London Community Recovery Network Members** ..... 36

- Appendix B: References** ..... 37

# 1.0 Introduction

## 1.1 The London Community Recovery Network

On July 21, 2020, London City Council endorsed the creation of the London Community Recovery Network to begin a community-led process to power London's recovery from the COVID-19 pandemic. The London Community Recovery Network brings together leaders from community groups and networks, the private sector, non-profit organizations, and institutional organizations to participate in community conversations about London's recovery, work collaboratively to develop a community recovery plan, and turn recovery ideas into action.

The London Community Recovery Network is chaired by the Mayor, supported by Council, and led by 51 community leaders who represent social, economic, and institutional organizations across London. The collective effort of the London Community Recovery Network is focused on creating a strong, resilient, and inclusive post-pandemic London.

## 1.2 The Work of the London Community Recovery Network

As the community continues to respond to the unprecedented challenges of COVID-19, we recognize that rebuilding and revitalizing London necessitates an equally unprecedented response. The work of the London Community Recovery Network is to envision how London can thrive post-pandemic and to chart the course for longer-term recovery.

The first step was to respond to the urgent needs of Londoners. In Phase 1 of the London Community Recovery Network's efforts, members came together to identify 70 ideas for action, which can be found in [Laying the Foundation: Ideas for Action to Power London's Community Recovery From COVID-19](#). Many of these actions have moved to implementation.

The momentum developed in Phase 1 was leveraged in Phase 2 to prepare the London Community Recovery Framework that will drive a strong, deep, and inclusive recovery for London.

## 1.3 The London Community Recovery Framework

The purpose of the London Community Recovery Framework is to set out a common vision, focus areas, and shared measures for community recovery and renewal in London.

Specifically, the London Community Recovery Framework:

- Identifies a **common vision** for London's community recovery – a vision that includes economic and social aspects of recovery.
- Communicates the **focus areas** that will guide our recovery and renewal from the pandemic.
- Outlines **shared measures** to standardize the evaluation of London's progress towards community recovery and the common vision.
- Supports London Community Recovery Network members' **commitment** to contributing to one or more of the recovery-focused shared measures through individual and collective efforts that enable community recovery in London.
- Commits to **reporting regularly** on London's community recovery efforts.

The development of the London Community Recovery Framework required us to think critically about where we want to go together, what we are doing today and in the future that contributes to recovery, and how we will know that we have been successful.

The work of recovery requires the collective action of many – a community of people, organizations, and networks that must be invested in outcomes and collectively driving results. Phase 1 of the London Community Recovery Network's work illustrated that London's organizations, businesses, networks, institutions, and community groups are fully engaged in designing and implementing individual and collective recovery-related initiatives. London Community Recovery Network members want to participate in initiatives that benefit the community, but at the same time, they need to remain focused on the needs of their sectors, their members, and their individual organizations.

The London Community Recovery Framework's approach recognizes and values the considerable efforts members extended through Phase 1, as well as the many initiatives already underway. It also recognizes that members need to make decisions for their own benefit as well as the community. The London Community Recovery Framework therefore focuses on defining a common destination and shared measures for community recovery. Rather than prescribing specific actions, initiatives, and work plans, London Community Recovery Network members will identify the actions they intend to implement to contribute to the common vision and shared measures for London's community recovery.

## 1.4 Recovery in the Context of the London Community Recovery Framework

Recovery is not about building the same London; it is about building a community that is stronger than where we started. Recovery for London is about renewal; it requires looking forward and creating a brighter future rather than going back to the way things were.

Recovery is an opportunity for transformation, re-imagining, and re-setting what London looks like post-pandemic – a community that is equitable and where no one is left behind.

The term “recovery” has many meanings for different people. However, in the context of the London Community Recovery Framework, recovery refers to recovery and revitalization from the impacts of the COVID-19 pandemic.

## 1.5 How the London Community Recovery Framework Was Developed

An overview of the stages used to develop the London Community Recovery Framework is outlined below.

### **Stage 1: Confirm the Common Vision and Recovery Focus Areas (May – June 2021)**

On May 6, 2021, London Community Recovery Network members met to share their insights about a common vision for recovery from the COVID-19 pandemic in London. Ideas shared at the meeting were used to craft a common vision and focus areas for recovery from the pandemic. Once drafted, the vision statement and recovery focus areas were shared with London Community Recovery Network members for review and feedback. Feedback from London Community Recovery Network members was then collated, and common themes were identified to refine the vision statement and recovery focus areas. On June 10, 2021, London Community Recovery Network members held a second meeting to review and confirm the vision and recovery focus areas. It was confirmed that overall, the vision statement and areas of focus resonated with London Community Recovery Network members, and these components were approved in principle to provide direction for the subsequent research stage.



## **Stage 2: Conduct Research (June – August 2021)**

Between June and August 2021, a total of 44 interviews and three focus groups were conducted with London Community Recovery Network members. During the interviews and focus groups, London Community Recovery Network members were asked to reflect on trends and opportunities that resulted from the pandemic, what recovery looks like and how they would define recovery from the pandemic, and recommended metrics to measure pandemic recovery. Interview and focus group participants were engaged as representatives of social, economic, and institutional organizations and equity-deserving groups across London, and were asked to share insights and feedback from the perspective of their sector or community, including their stakeholders, community members, and constituents.

Data gathered from interviews and focus groups was collated and analyzed across all respondent groups, and themes were identified. For each key theme that emerged, a literature scan was conducted to identify studies that demonstrated the impacts of the COVID-19 pandemic in that thematic area. Using the results from the thematic analysis and literature scan, a list of indicators and metrics was drafted and shared with London Community Recovery Network members. Feedback was then used to revise the list of indicators and metrics.

## **Stage 3: Develop the London Community Recovery Framework (August – October 2021)**

Results from the research stage were used as the foundation for the development of the London Community Recovery Framework, including refinement of the vision statement and recovery focus areas and development of the shared commitments, indicators, and metrics.

In total, 23 indicators were identified from the research analysis. To be considered as an indicator, the following criteria had to be met:

- London Community Recovery Network members identified it as relevant to London's recovery from the COVID-19 pandemic.
- It was identified as a theme in the literature in a local, provincial, and/or national recovery context as having been negatively affected or exacerbated by the COVID-19 pandemic.
- It was impact focused (i.e. focused on the intended results), not process focused (i.e. strategies that could be implemented to achieve an intended result).
- There was at least one metric to inform the indicator at a population level.

For each indicator, no more than two metrics were identified to support meaningful shared measurement and evaluation. The following criteria were used to inform metric selection:

- Data for the metric was collected at a minimum on an annual basis.
- Data collected for the metric could be disaggregated.
- Data for the metric was available to the City of London, either through data collected by the City of London, a local partner, or a reliable third party.
- Regular collection of data for the metric would continue through the pandemic and where possible, historical data collected since at least January 1, 2019 was available.

Results from the thematic analysis and literature scan were used to prepare Sections 3.0 – 5.0 of this document. Specifically, for each indicator outlined in Sections 3.0 – 5.0, the description of what the indicator is, how it has been impacted by the COVID-19 pandemic, why addressing it is important for recovery in London, and how it will be measured was developed using the thematic analysis and literature scan results.

Once prepared, London Community Recovery Network members reviewed a draft copy of the London Community Recovery Framework and provided feedback. On September 23, 2021, London Community Recovery Network members met to discuss the common themes identified from the feedback, and with noted revisions, the London Community Recovery Framework was approved. During this meeting, resources to support the work of the London Community Recovery Network and regular reporting on recovery indicators and measures were also discussed. After the meeting, final revisions were made to incorporate feedback from London Community Recovery Network members.

## 2.0 The London Community Recovery Framework

### 2.1 Vision

A strong London that has fully recovered from the impacts of the COVID-19 pandemic and is building a resilient, equitable, and inclusive post-pandemic future.

### 2.2 Shared Commitments

The London Community Recovery Framework is rooted in the following shared commitments:

- **Collaboration and Coordination** – A thriving economy and a supportive community are essential for London’s well-being. We will enhance ongoing efforts across the city through collaboration and work together to tackle community challenges.
- **Data Disaggregation** – There must be a commitment as part of COVID-19 recovery efforts to the collection of data. The collection of data that can be disaggregated by sub-categories such as demographics and social-economic factors promotes accountability. Further, the disaggregation of data helps to identify how issues like the pandemic disproportionately affect specific groups, helps to track whether change is occurring, and ensures COVID-19 recovery efforts are addressing inequity. We are committed to collecting and reporting on disaggregated data.
- **Climate Change and Environmental Sustainability** – The climate emergency has not disappeared due to COVID-19. As we identify ideas and initiatives, we will evaluate the desired outcomes in relation to their potential impact on London’s combined efforts to respond to climate change.
- **Equity and Inclusion** – Community recovery efforts must recognize the disproportionate effects COVID-19 has had on vulnerable and marginalized communities. Recovery efforts must: be culturally sensitive; be informed and relevant; be led by those with lived experience; address biases; and take into consideration intersectionality and lived experiences. We recognize that all Londoners are active and deserving participants in London’s community recovery.

- **Innovation** – Recovery from COVID-19 will require adaptation and adoption of innovative approaches in all sectors. Innovation will be essential to fueling economic activity and generating new opportunities through recovery. Digitization and continued digital transformation, unique in-person experiences, and new solutions to emerging challenges will be required to drive recovery in London. We will be innovative in our initiatives and efforts towards recovery from COVID-19.
- **Infrastructure Investment** – Infrastructure investment generates long-term economic growth, supports the resilience of the economy, and builds inclusive communities. It changes the way Londoners live, move, and work. We realize in our COVID-19 recovery efforts that infrastructure improves social inclusiveness and better safeguards the health and environment of communities.
- **Local Purchasing** – For effective and efficient recovery, the purchasing power of individuals, families, community groups, non-profit organizations, businesses, and institutions will need to be recognized. Connections between local purchasers and suppliers, the development of local supply chains, and the implementation of local procurement policies will be important to stimulate the local economy and create positive social, economic, health, and community impacts. It is being noted that the City of London and other public sector or institutional partners must adhere to Provincial and Federal purchasing and procurement requirements set out in applicable legislation and international trade agreements, as well as comply with current municipal by-laws.
- **Short-Term and Long-Term Focus** – The impacts of COVID-19 have affected sectors and communities differently. While some sectors are close to or exceeding pre-COVID levels of activity, others are facing increasing levels of uncertainty. We will recognize both short-term needs as well as longer-term opportunities throughout the course of our work.

## 2.3 Recovery and Renewal Focus Areas and Indicators

In order to work towards recovery and renewal, we will focus on:

<b>Investing in People</b> We collectively commit to recovery and improving quality of life so that all Londoners can participate and succeed.	<b>Driving Prosperity</b> We collectively commit to sustainable and inclusive economic recovery that creates opportunities for people and enterprises and strengthens London's diverse competitive potential.	<b>Fostering Community</b> We collectively commit to reconnecting people and neighbourhoods and fostering a community where all Londoners can live, work, and play.
Domestic Violence	Arts, Culture, and Tourism	Anti-Racism and Anti-Oppression
Educational Attainment	Business Health	Climate Change and Environmental Sustainability
Food Security	Commercial Vacancy	Community Belonging
Homelessness	Employment	Community Engagement and Social Isolation
Income	Housing Affordability and Availability	COVID-19 Management and Prevention
Mental Health	Labour Market Participation	Crime and Safety
Physical Health	Mental Health in the Workplace	Immigration and Migration
Substance Use	Talent Recruitment and Retention	

The recovery and renewal focus areas are interdependent. All three need to move forward to achieve the recovery vision.



## 3.0 Investing in People Indicators

This section outlines the indicators and metrics for the Investing in People recovery and renewal focus area. These indicators and metrics will be used to guide and measure the work being done by London Community Recovery Network members towards *recovery and improving quality of life so that all Londoners can participate and succeed*.

The Investing in People recovery and renewal focus area is comprised of eight indicators, which are presented in alphabetical order. These indicators were developed based on the interviews and focus groups conducted with London Community Recovery Network members and a literature scan.

Each indicator includes a description of what the indicator is, how it has been impacted by the COVID-19 pandemic, and why addressing the indicator is important for recovery in London. Further, each indicator outlines a strategy for how the indicator will be measured, including up to two metrics and the corresponding data point and data source for each metric.

## 3.1 Domestic Violence

### What Is Domestic Violence?

Domestic violence refers to violent or abusive behaviours in a family or other trusting relationship, and includes intimate partner violence and child abuse. Domestic violence can include physical violence, sexual violence, emotional abuse, verbal abuse, psychological intimidation, spiritual abuse, financial abuse, harassment, stalking, and/or cyber violence.<sup>1</sup>

### How Has Domestic Violence Been Impacted by the COVID-19 Pandemic?

With a shift to virtual services, fewer opportunities to leave the home, and barriers to walk-in supports during the pandemic, it has been more difficult for individuals in violent or abusive situations to get help, and many people may be putting off seeking help. There is also concern from staff in the gender-based violence sector about increased prevalence and severity of violence.<sup>2</sup> Further, Kids Help Phone reported a 137% increase in overall demand between 2019 and 2020 and more conversations about physical, emotional, and sexual abuse during the COVID-19 pandemic.<sup>3,4</sup> As pandemic restrictions ease, it is anticipated there will be increased demand for services to support survivors of domestic violence.

### Why Is Addressing Domestic Violence Important for Recovery in London?

Domestic violence can have long-lasting effects on an individual's physical and emotional health, their ability to work and participate in daily activities, and their ability to care for themselves or others. Violence experienced by children can also have negative emotional, behavioural, and developmental impacts.<sup>5</sup> Addressing the impacts of and reducing domestic violence will help to ensure all Londoners have the potential to live safe lives post-pandemic.

### How Will Domestic Violence Be Measured?

- **Metric:** Domestic violence crisis and support calls
- **Data Point:** Number of crisis and support calls answered by Anova each year
- **Data Source:** Anova
- **Metric:** Rate of child abuse
- **Data Point:** Number of child maltreatment investigations
- **Data Source:** Children's Aid Society of London and Middlesex

## 3.2 Educational Attainment

### What Is Educational Attainment?

Educational attainment reflects the highest level of education a person has successfully completed.<sup>6</sup>

### How Has Educational Attainment Been Impacted by the COVID-19 Pandemic?

Education disruptions, reduced enrolment, student disengagement, and loss of learning were challenges experienced during the pandemic. Evidence indicates pandemic school closures have negatively affected academic achievement and have resulted in learning losses, increased absenteeism, interrupted access to specialized educational and developmental services, disrupted educational transitions, and lower kindergarten enrolment.<sup>7</sup> Educational programs that could not transition to online, such as apprenticeship and technical training were postponed or cancelled.<sup>8</sup> A poll of Ontario university students and faculty also found 62% of students and 76% of faculty felt the shift to online learning during the pandemic negatively affected education quality.<sup>9</sup>

### Why Is Educational Attainment Important for Recovery in London?

Research suggests higher educational attainment is linked to increased income, lower crime and mortality rates, improved health, and increased participation in political and social institutions.<sup>10,11</sup> Early childhood education has also been found to improve children's cognitive and emotional development, self-regulation, and academic achievement.<sup>12</sup> As the COVID-19 pandemic has disrupted all levels and types of education, addressing learning gaps created during the pandemic and ensuring all Londoners have access to quality education opportunities will help individuals and the community to thrive.

### How Will Educational Attainment Be Measured?

- **Metric:** Early Development Instrument (EDI) scores
- **Data Point:** Percentage of children aged 3.5-6.5 years old considered “vulnerable” in one or more domains
- **Data Source:** City of London
- **Metric:** Graduation rates
- **Data Point:** Five-year high school graduation rates for TVDSB and LDCSB / Graduation rates for Western University and Fanshawe College
- **Data Source:** TVDSB, LDCSB, Fanshawe College, Western University



## 3.3 Food Security

### What Is Food Security?

When people experience food security, it means they have access at all times to enough food for an active, healthy life.<sup>13</sup> In comparison, food insecurity means people are unable to get or eat the quality or quantity of food they need.<sup>14</sup>

### How Has Food Security Been Impacted by the COVID-19 Pandemic?

Food insecurity existed in London prior to the pandemic; however, it has become even more prevalent during the COVID-19 pandemic. Further, the adequacy of food distribution systems and the ability to get food to those who need it most were challenged during the pandemic. Data indicates the proportion of Canadians experiencing food insecurity increased during the COVID-19 pandemic.<sup>15</sup> Impacts of the pandemic, such as border and facility closures, changes in consumer demands, and manufacturing, production, and distribution modifications to enhance safety, have resulted in increased food prices, with Canadian families predicted to spend \$695 (5%) more on food in 2021 compared to 2020.<sup>16</sup>

### Why Is Food Security Important for Recovery in London?

Food insecurity has been linked to poorer diet quality, increased risk for a variety of physical health problems such as diabetes and heart disease, and negative mental health outcomes such as increased rates of depression, stress, and anxiety.<sup>17</sup> A recent survey of Canadians found food insecurity can create barriers to employment and finding meaning or purpose, contribute to increased social isolation, limit cultural participation, and strain relationships.<sup>18</sup> With data and experts indicating food insecurity has worsened during the COVID-19 pandemic, recovery provides an opportunity to ensure all Londoners have access to enough nutritious food for an active, healthy life.

### How Will Food Security Be Measured?

- **Metric:** London Food Bank use
- **Data Point:** Number of people who access emergency food through the London Food Bank
- **Data Source:** London Food Bank

## 3.4 Homelessness

### What Is Homelessness?

When an individual or family does not have stable, permanent, appropriate housing, or the ability to acquire it, they are considered to be experiencing homelessness.<sup>19</sup>

### How Has Homelessness Been Impacted by the COVID-19 Pandemic?

While homelessness was a significant issue in London prior to the pandemic, factors contributing to homelessness such as low income, unemployment, and housing affordability have been negatively impacted by the pandemic, increasing the risk of more Londoners experiencing homelessness. The impacts of the pandemic recession on homelessness may not be fully seen for up to five years; however, historical data shows there is an association between recessions and increased homelessness.<sup>20</sup> In London, despite opening new facilities, using hotel rooms, and moving individuals into housing during the pandemic, emergency shelters and resting spaces remain at full capacity, and the number of Londoners experiencing homelessness has continued to rise.<sup>21</sup>

### Why Is Addressing Homelessness Important for Recovery in London?

Research shows that individuals experiencing homelessness are at increased risk of COVID-19 infection due to a lack of safe housing and shelter conditions. It can also be difficult for individuals experiencing homelessness to follow public health measures like physical distancing, isolation, and quarantine.<sup>22</sup> Further, not having access to stable housing can negatively affect a person's physical and mental health, and unstable housing can disrupt employment, social networks, and education.<sup>23</sup> Addressing homelessness will have positive impacts on recovery indicators related to employment, health, education, and community connection.

### How Will Homelessness Be Measured?

- **Metric:** Rate of homelessness
- **Data Point:** Number of individuals on London's By Name List
- **Data Source:** Homeless Individuals and Families Information System (HIFIS), City of London

## 3.5 Income

### What Is Income?

In the context of this framework, income refers to the amount of money individuals earn from all sources. Having an adequate income means that people earn enough income to be able to take care of their basic needs.

### How Has Income Been Impacted by the COVID-19 Pandemic?

Poverty and financial inequity have been amplified in London by the COVID-19 pandemic, with low-wage workers being particularly impacted by the pandemic due to job loss and the shuttering of many businesses and services. In July 2021, 33% of Ontarians said the pandemic has made their debt worse, and 46% are unsure if they can cover expenses in the next 12 months without going further into debt. Additionally, 40% of Ontarians reported being insolvent (i.e. they are unable to pay the debts they owe lenders on time).<sup>24</sup> Data also shows the pandemic has had a greater financial impact on those already living in or near poverty before the pandemic.<sup>25</sup>

### Why Is Income Important for Recovery in London?

Research has shown poverty can have negative impacts on access to adequate housing and living conditions, food security, physical and mental health, life expectancy, and the likelihood of experiencing violent crime.<sup>26</sup> Further, with respect to the pandemic, there is growing evidence that the proportion of COVID-19 cases has been higher amongst lower income earners.<sup>27,28</sup> Ensuring all Londoners earn an adequate income will strengthen London's recovery from the pandemic and promote improved quality of life.

### How Will Income Be Measured?

- **Metric:** Poverty rate
- **Data Point:** Percentage of the population living below the poverty line based on the Low Income Measure After Tax (LIM-AT)
- **Data Source:** Statistics Canada
- **Metric:** Living wage income
- **Data Point:** Percentage of the population whose annual before tax income is \$35,000 or more
- **Data Source:** Statistics Canada

## 3.6 Mental Health

### What Is Mental Health?

Mental health is a state of well-being in which an individual realizes their own abilities, can cope with the normal stresses of life, can work productively, and is able to make a contribution to their community.<sup>29</sup>

### How Has Mental Health Been Impacted by the COVID-19 Pandemic?

COVID-19 has had a significant impact on people's mental health. Since the start of the COVID-19 pandemic, levels of mental distress have increased sharply. A SickKids research study reported that 70% of children and youth aged 6 to 18 years old reported deterioration in at least one mental health domain during the pandemic.<sup>30</sup> In another study, 50% of adults reported the pandemic has had an ongoing impact on their mental health.<sup>31</sup>

### Why Is Mental Health Important for Recovery in London?

Good mental health and well-being are essential assets for individuals and communities. Good mental health helps people to live fulfilled, productive, and healthy lives. In the context of London's recovery from the pandemic, good mental health will influence both social and economic recovery indicators. Further, good mental health improves workforce participation, physical health, and social connection, all of which are required for a safe and healthy recovery from the COVID-19 pandemic.<sup>32</sup>

### How Will Mental Health Be Measured?

- **Metric:** Self-reported mental health
- **Data Point:** Percentage of respondents aged 12 and older who report their mental health as "excellent" or "very good"
- **Data Source:** Canadian Community Health Survey, Statistics Canada
- **Metric:** 211 Ontario helpline inquiries for mental health/addictions
- **Data Point:** Number of calls by London residents to 211 Ontario where the identified need was mental health/addictions related
- **Data Source:** 211 Ontario

## 3.7 Physical Health

### What Is Physical Health?

Physical health is focused on taking care of the body to support optimal health and functioning, prevent illness and injury, and manage chronic health conditions.

### How Has Physical Health Been Impacted by the COVID-19 Pandemic?

The COVID-19 pandemic has disrupted Londoners' ability to access needed health services, such as disease screening, treatment, and surgery. As a result, there is the potential for serious consequences, including increased levels and severity of chronic disease. In a survey of Canadians with long-term conditions and disabilities, 48% of participants reported their health was worse than it was before the pandemic.<sup>33</sup> Additionally, research shows Canadian adults and children have been less active and more sedentary during the pandemic, which could contribute to higher rates of chronic conditions post-pandemic.<sup>34,35</sup> Further, while most people with COVID-19 experience mild symptoms, it can be more severe for those with chronic health conditions, and some people may experience longer-term effects.<sup>36,37</sup>

### Why Is Physical Health Important for Recovery in London?

Maintaining good physical health can have positive impacts on mental health (e.g. decreased anxiety and depression), self-esteem, sleep, brain function (e.g. memory and concentration), and disease prevention.<sup>38</sup> As COVID-19 has the potential to cause more severe health outcomes for those with poor health or chronic conditions, supporting all Londoners to access routine health services and experience optimal health is critical to promoting recovery from the pandemic.

### How Will Physical Health Be Measured?

- **Metric:** Self-rated health
- **Data Point:** Percentage of respondents aged 12 and older who report their health as “excellent” or “very good”
- **Data Source:** Canadian Community Health Survey, Statistics Canada

## 3.8 Substance Use

### What Is Substance Use?

Substance use refers to the use of drugs or alcohol. For some people, substance use can lead to dependence and addiction, overdose, infectious disease, or other complications.<sup>39</sup>

### How Has Substance Use Been Impacted by the COVID-19 Pandemic?

Evidence indicates that during the pandemic, alcohol and drug use has increased amongst Canadians. A January 2021 survey found 30% of Ontarians who consumed alcohol pre-pandemic had increased their alcohol consumption during the pandemic, with the most common reasons for increased consumption being boredom and stress.<sup>40</sup> Further, opioid-related deaths increased by 38.2% in Ontario in the first 15 weeks of the pandemic.<sup>41</sup> There has also been a decrease in the availability and capacity of substance use treatment and harm reduction services during the pandemic, affecting people's ability to access these services.<sup>42</sup>

### Why Is Addressing Substance Use Important for Recovery in London?

Problematic substance use (i.e. dependence or addiction) can have negative impacts on multiple areas of an individual's life, including their mental health, engagement in school or work, finances, relationships, health, and safety.<sup>43</sup> Further, individuals with a substance use disorder are at increased risk of experiencing severe illness from COVID-19.<sup>44</sup> With substance use increasing during the pandemic, enhancing access to substance use treatment and harm reduction supports and helping those who use substance to experience improved health and well-being are critical to a healthy recovery for all Londoners.

### How Will Substance Use Be Measured?

- **Metric:** Rate of heavy drinking
- **Data Point:** Percentage of respondents who report engaging in heavy drinking
- **Data Source:** Canadian Community Health Survey, Statistics Canada
- **Metric:** Rates of opioid-related morbidity and mortality
- **Data Point:** Number of opioid-related emergency visits, hospitalizations, and deaths per 100,000 population
- **Data Source:** Public Health Ontario Interactive Opioid Tool

## 4.0 Driving Prosperity Indicators



Outlined in section 4.0 are the indicators and metrics for the Driving Prosperity recovery and renewal focus area. The indicators and metrics in this section will help to inform and measure London Community Recovery Network members' efforts towards a *sustainable and inclusive economic recovery that creates opportunities for people and enterprises and strengthens London's diverse competitive potential*.

The Driving Prosperity recovery and renewal focus area is comprised of eight indicators, which are presented in alphabetical order. These indicators were developed based on the interviews and focus groups conducted with London Community Recovery Network members and a literature scan.

Each indicator includes a description of what the indicator is, how it has been impacted by the COVID-19 pandemic, and why addressing the indicator is important for recovery in London. Further, each indicator outlines a strategy for how the indicator will be measured, including up to two metrics and the corresponding data point and data source for each metric.

## 4.1 Arts, Culture, and Tourism

### What Is Arts, Culture, and Tourism?

Arts, culture, and tourism provide a substantial economic benefit by bringing visitors to a community, while also contributing to community well-being by encouraging creative expression and practice.

### How Has Arts, Culture, and Tourism Been Impacted by the COVID-19 Pandemic?

COVID-19 restrictions shuttered many arts, culture, and tourism events and programs. Reduced levels of tourism, cancellation of arts and culture events, and reductions of public and private funding resulted in four out of five businesses in this sector experiencing a decrease in revenue in 2020.<sup>45</sup> Between February and July 2020, real gross domestic product in the arts, entertainment, and recreation subsector decreased by 50%. In comparison, GDP for all Canadian industries fell by 5.6%.<sup>46</sup>

### Why Is Arts, Culture, and Tourism Important for Recovery in London?

A strong, sustainable, and resilient arts, culture, and tourism sector creates jobs, generates local spending, and encourages local investment. It also has positive impacts on citizen well-being and community vibrancy and diversity. Further, recovery in arts, culture, and tourism has a broader impact on the economy because of the interdependency with other industries such as retail and hospitality. As such, promoting arts, culture, and tourism in London will contribute to the development of local jobs, the local economy, and community vitality.

### How Will Arts, Culture, and Tourism Be Measured?

- **Metric:** Economic impact of tourism in London
- **Data Point:** Total impact (\$000's) of tourism in London on the GDP
- **Data Source:** Tourism London
- **Metric:** Number of visitors to London
- **Data Point:** Number of overnight visitors to London
- **Data Source:** Tourism London



## 4.2 Business Health

### What Is Business Health?

The health of a business relates to its ability to cover operational costs, influencing its long-term sustainability.

### How Has Business Health Been Impacted by the COVID-19 Pandemic?

Businesses and organizations in many sectors have experienced financial challenges during the pandemic resulting from the disruption of revenue models due to government restrictions, decimation of operating revenues, and lack of financial support. More than half of businesses in Canada reported a revenue decrease of at least 20% because of the COVID-19 pandemic.<sup>47</sup> Collectively, Canada's small businesses have taken on \$135 billion in debt in an attempt to survive the pandemic, with the average small business owner accruing \$170,000 in debt.<sup>48</sup> As of January 2021, one in six or about 181,000 Canadian small business owners are now seriously contemplating shutting down.<sup>49</sup>

### Why Is Business Health Important for Recovery in London?

Entrepreneurs, non-profits, and businesses are crucial to London's economy, and supporting their success is key to ensuring a strong, inclusive recovery from the COVID-19 pandemic. Entrepreneurs, non-profits, and businesses stimulate economic growth and innovation. They also create employment opportunities, contribute to the local economy, and provide solutions that meet the needs and demands of the community. As the backbone of the economy, it is imperative that London's entrepreneurs, non-profits, and businesses not only adjust, but also recover from the pandemic and are set up for the post-pandemic future.

### How Will Business Health Be Measured?

- **Metric:** Business openings and closings
- **Data Point:** Number of businesses with at least one employee that open and close each year
- **Data Source:** Statistics Canada

## 4.3 Commercial Vacancy

### What Is Commercial Vacancy?

Commercial vacancy refers to the number of commercial units, such as office and retail spaces, that are unoccupied at a particular time.

### How Has Commercial Vacancy Been Impacted by the COVID-19 Pandemic?

The COVID-19 pandemic has had a negative impact on commercial vacancy rates due to the rapid shift to remote work and government restrictions on business operations. One study indicated that London's commercial vacancy rate is currently hovering around 20%, a 23% year-over-year increase in comparison to 2020.<sup>50</sup> The long-term outlook for commercial real estate is uncertain as commercial tenants consider new and emerging business models.<sup>51</sup>

### Why Is Addressing Commercial Vacancy Important for Recovery in London?

Commercial vacancy is connected to the health and vibrancy of neighbourhoods. Commercial occupancy brings foot traffic to streets, riders to public transit, diners to restaurants, shoppers to retail corridors, and office workers to high rises. The safe return of people to London's commercial spaces will help to revitalize neighbourhoods and restore their previous energy.

### How Will Commercial Vacancy Be Measured?

- **Metric:** Commercial vacancy rate
- **Data Point:** Percentage of commercial properties that are vacant
- **Data Source:** CBRE Limited

## 4.4 Employment

### What Is Employment?

Employment means full-time or part-time, productive, and decent work for all. Individuals who are employed may be employees of a company or may be self-employed.

### How Has Employment Been Impacted by the COVID-19 Pandemic?

In August 2020, London experienced its worst unemployment rate at 9.9%, and employment rates in London continue to remain below pre-pandemic levels.<sup>52</sup> The COVID-19 pandemic has disproportionately affected job loss amongst specific groups of Londoners. Statistics confirm that year-over-year employment losses were more severe for women than men.<sup>53</sup> Further, Black, Indigenous, and other racialized workers also experienced higher unemployment than non-visible minorities.<sup>54</sup>

### Why Is Employment Important for Recovery in London?

Employment is at the heart of smart, sustainable, and inclusive recovery. Meaningful work contributes to positive feelings of self-worth, purpose, and belonging, reduces the risk of depression and psychological distress, improves perceived physical and mental health, and increases financial stability.<sup>55</sup>

A strong economic recovery will require the creation of jobs in existing and new sectors. Investments in job creation brings opportunities for workers and businesses alike. Fair, equitable, and diverse job creation in London will ensure that everyone has the best possible opportunity to participate and benefit from recovery.

### How Will Employment Be Measured?

- **Metric:** Unemployment rate
- **Data Point:** Percentage of the labour force that is jobless in London
- **Data Source:** Statistics Canada
- **Metric:** Employment rate of newcomers who are permanent residents
- **Data Point:** Percentage of newcomers between the ages of 20-44 who are employed compared to the city rate overall
- **Data Source:** Labour Force Survey, Elgin Middlesex Oxford Workforce Planning and Development Board

## 4.5 Housing Affordability and Availability

### What Is Housing Affordability and Availability?

Housing affordability and availability refers to having enough supply of safe, secure, and suitable housing that meets individuals' needs and ability to pay.<sup>56</sup>

### How Has Housing Affordability and Availability Been Impacted by the COVID-19 Pandemic?

London's housing affordability and availability issue has deepened during the COVID-19 pandemic. Pandemic restrictions, low interest rates, and demand for more space due to many people working from home led to increased demand for housing in London. Increases in rent and home prices have steadily outpaced earnings during the pandemic.<sup>57</sup> For example, in May 2021, the average home price in London was 42.5% higher than in May 2020, yet the projected annual salary increase was expected to be 2.5%.<sup>58,59</sup>

### Why Is Housing Affordability and Availability Important for Recovery in London?

Housing affordability and availability is critical to the community, to the economy, and to the overall growth of the region. Decent, affordable housing fulfills a basic human need for shelter, but also contributes to financial stability and well-being. From an economic vitality perspective, available, affordable housing that fits a range of family types and lifestyles is essential to attracting, retaining, and developing a diverse, productive workforce in London.<sup>60</sup> When individuals have affordable, stable housing, they are more likely to experience economic stability, be more productive at work, and experience improved well-being.<sup>61</sup>

### How Will Housing Affordability and Availability Be Measured?

- **Metric:** Shelter cost to income ratio
- **Data Point:** Percentage of income required to rent a 1-bedroom unit
- **Data Source:** Canada Mortgage and Housing Corporation Housing Market Information Portal and Statistics Canada
- **Metric:** Vacancy rate
- **Data Point:** Average vacancy rate
- **Data Source:** Rental Market Survey Data Tables, Canada Mortgage and Housing Corporation

## 4.6 Labour Market Participation

### What Is Labour Market Participation?

Labour market participation reflects the active workforce in London. It includes people who are employed and seeking employment.

### How Has Labour Market Participation Been Impacted by the COVID-19 Pandemic?

Women's involvement in the workforce is at a 30-year low due to the pandemic. This is attributed to the disproportionate effects of the pandemic on female dominated industries and the unequal demands on women to balance work, child/elder care, and other domestic responsibilities.<sup>62</sup> Further, the effect of the pandemic has been notable on young workers, as jobs, internships, and work placements were cancelled in the early stages of the pandemic.<sup>63</sup>

### Why Is Labour Market Participation Important for Recovery in London?

An inclusive labour market allows and encourages all people of working age to participate in paid work. Sustainable economic growth requires enhanced labour market participation. As London rebuilds its economy, there is an opportunity to re-envision the labour market and deliberately close existing gaps. The right infrastructure will be required to encourage dislocated youth, female, and racialized workers to rejoin the labour force. The pandemic has opened a unique opportunity to address the long-standing shortcomings in the labour market. Failing to address these shortcomings will mean missing out on a sizeable economic opportunity.<sup>64</sup>

### How Will Labour Marketing Participation Be Measured?

- **Metric:** Labour market participation rate
- **Data Point:** Percentage of residents aged 15 and older participating in the labour force
- **Data Source:** Statistics Canada

## 4.7 Mental Health in the Workplace

### What Is Mental Health in the Workplace?

A psychologically safe and healthy workplace is one that promotes workers' mental well-being, does not harm employee mental health through negligent, reckless, or intentional ways, and is free of excessive fear or chronic anxiety. Job burnout is a specific type of work related stress – a state of physical or emotional exhaustion that also involves a sense of reduced accomplishment and loss of personal identity.<sup>65</sup>

### How Has Mental Health in the Workplace Been Impacted by the COVID-19 Pandemic?

The COVID-19 pandemic has resulted in staff burnout and exhaustion, and employee burnout has emerged as a major issue for many workers during the pandemic. Results from a national survey reported that one in three employees are concerned that burnout is affecting their ability to do their job, and half of working Canadians feel exhausted and stressed.<sup>66</sup>

### Why Is Mental Health in the Workplace Important for Recovery in London?

A healthy and safe workplace is good for people and good for business. Investment in a mentally healthy workforce improves physical and mental health, employee retention, job satisfaction, and productivity.<sup>67</sup> A sense of purpose can also help employees navigate high levels of uncertainty and change and ensure their efforts are aligned with the highest value activities. Employees who indicate they are “living their purpose” at work are much more likely to sustain or improve their level of effectiveness and be much more engaged.<sup>68</sup> Creating a healthy and safe workplace, one that protects the mental health of employees, will help to drive prosperity for Londoners and London businesses.

### How Will Mental Health in the Workplace Be Measured?

- **Metric:** Work-related mental stress injury
- **Data Point:** Number of allowed lost time WSIB claims for mental health
- **Data Source:** WSIB Ontario Report Builder by the Numbers

## 4.8 Talent Recruitment and Retention

### What Is Talent Recruitment and Retention?

Talent recruitment and retention refers to the overall process of engaging, onboarding, training, and keeping skilled employees.

### How Has Talent Recruitment and Retention Been Impacted by the COVID-19 Pandemic?

Increases in employee retirements and resignations, talent shortages, and misalignment between job seekers and available positions were exacerbated by the COVID-19 pandemic. According to a national study, factors driving recruitment and retention challenges range from pandemic-related burnout to increased competition, a pause in immigration, new lifestyle preferences, and a continuation of pre-pandemic labour force gaps.<sup>69</sup>

### Why Is Talent Recruitment and Retention Important for Recovery in London?

Attracting and retaining quality talent will be critical for London's private and public sectors to not only survive, but thrive post-pandemic. Talent is the driving force behind operations; having the most talented and skilled employees contributes to the improvement of a business's performance, innovation, and results. The pandemic has caused significant shifts in business operations and this is reflected in the new and emerging skills and positions London employers are seeking.

### How Will Talent Recruitment and Retention Be Measured?

- **Metric:** Presence of hard-to-fill positions
- **Data Point:** Percentage of employers who report having positions or jobs that were hard to fill in the last 12 months
- **Data Source:** Employer ONE Survey
- **Metric:** Availability of qualified workers
- **Data Point:** Percentage of employers who rate the availability of qualified workers as good or excellent
- **Data Source:** Employer ONE Survey



## 5.0 Fostering Community Indicators

The indicators and metrics for the Fostering Community recovery and renewal focus area are presented in this section. London Community Recovery Network members can use these indicators and metrics to guide and measure initiatives and actions focused on *reconnecting people and neighbourhoods and fostering a community where all Londoners can live, work, and play*.

The Fostering Community recovery and renewal focus area is comprised of seven indicators, which are presented in alphabetical order. These indicators were developed based on the interviews and focus groups conducted with London Community Recovery Network members and a literature scan.

Each indicator includes a description of what the indicator is, how it has been impacted by the COVID-19 pandemic, and why addressing the indicator is important for recovery in London. Further, each indicator outlines a strategy for how the indicator will be measured, including up to two metrics and the corresponding data point and data source for each metric.



## 5.1 Anti-Racism and Anti-Oppression

### What Is Anti-Racism and Anti-Oppression?

Anti-racism recognizes the existence of racism, including systemic racism, and seeks to identify, remove, prevent, and mitigate racially inequitable outcomes and power imbalances between groups and change the structures that sustain inequities.<sup>70</sup> Anti-oppression refers to challenging social and historical inequities and injustices that are part of systems and institutions and that allow certain groups to dominate over others.<sup>71</sup>

### How Has Racism and Oppression Been Impacted by the COVID-19 Pandemic?

Evidence demonstrates some groups have been more negatively impacted by the pandemic. For example, a higher proportion of frontline workers during the pandemic were immigrants and part of visible minority groups, putting them at increased risk of COVID-19 exposure, and there were higher rates of COVID-19 in Ontario's most diverse neighbourhoods.<sup>72,73</sup>

The pandemic also had a disproportionate economic impact on recent immigrants, Indigenous people, and visible minority groups.<sup>74</sup> Gender diverse individuals, Indigenous women, and those identifying as Chinese, Korean, Southeast Asian, and Black were also more likely to report experiencing discrimination or unfair treatment during the pandemic.<sup>75</sup>

### Why Is Anti-Racism and Anti-Oppression Important for Recovery in London?

The historical and ongoing effects of colonialism, discrimination, and systemic racism continue to contribute to imbalances of power and resources and inequitable treatment of racialized and marginalized groups, which can result in social exclusion, isolation, barriers to political and civic engagement, and negative impacts on income, employment and advancement, education, housing, and health.<sup>76,77</sup> As the pandemic has deepened existing inequities, it is vital that racism and oppression be addressed to promote an inclusive recovery for all Londoners.

### How Will Anti-Racism and Anti-Oppression Be Measured?

- **Metric:** Police reported hate crime
- **Data Point:** Number of police reported hate crimes per 100,000 population
- **Data Source:** Statistics Canada

## 5.2 Climate Change and Environmental Sustainability

### What Is Climate Change and Environmental Sustainability?

Climate change refers to a long-term shift in the average weather conditions of a region.<sup>78</sup> Environmental sustainability is the responsibility to conserve natural resources and protect global ecosystems to support health and well-being now and in the future.<sup>79</sup>

### How Has Climate Change and Environmental Sustainability Been Impacted by the COVID-19 Pandemic?

In 2019, conversations about climate change had become increasingly urgent. It was considered a crucial time to take decisive action to protect the future of the planet. However, with the onset of the COVID-19 pandemic, the focus rapidly moved away from climate change. As a result, there has been a delay in the development of environmental plans and policies and a weakening of climate action. COVID-19 has also vastly increased the use of plastic, including gloves and masks, plexiglass dividers in stores and offices, and disposable shopping bags.<sup>80,81</sup>

### Why Is Climate Change and Environmental Sustainability Important for Recovery in London?

Canada is currently experiencing average temperature rises that are twice as high as the global average, with potential impacts for London including more frequent floods, higher annual precipitation rates, increases in vector-borne and zoological disease transmission, and increases in excess heat. Increased heat days and severe winter weather events may increase energy usage for homes and businesses, negatively impacting GHG emissions.<sup>82</sup>

In the context of recovery, there is an opportunity to address climate change. Aligning responses to the COVID-19 pandemic and climate change would allow for the overall improvement of public health, as well as foster a sustainable economic future. In London, adapting to the impacts of a changing climate represents an opportunity to create jobs, drive innovation, and improve resilience in London.<sup>83</sup>

### How Will Climate Change and Environmental Sustainability Be Measured?

- **Metric:** Emissions reduction
- **Data Point:** Number of GHG emissions reduced in London
- **Data Source:** City of London

## 5.3 Community Belonging

### What Is Community Belonging?

A sense of community belonging reflects whether individuals feel connected to a community or group (e.g. social, cultural, professional) and that they matter to one another and to the group.<sup>84,85</sup> Community belonging is developed through social participation and helping people feel included.<sup>86</sup>

### How Has Community Belonging Been Impacted by the COVID-19 Pandemic?

With the closure of community spaces, programs, schools, and workplaces and reduced in-person interactions during the COVID-19 pandemic, people are experiencing a lack of community connection. With people being less involved in their neighbourhood or community and diminished social interaction during the pandemic, more Canadians have reported feeling isolated in 2020 compared to 2019.<sup>87</sup> This finding has important implications for community belonging, as research has found that individuals who feel lonelier and more isolated are more likely to have a very or somewhat weak sense of belonging to their community or neighbourhood.<sup>88</sup>

### Why Is Community Belonging Important for Recovery in London?

A sense of community belonging is an important factor associated with physical and mental health. For example, community belonging has been associated with greater resilience after experiencing difficult circumstances or a traumatic event and reduced risk of anxiety, depression, cardiovascular disease, and other negative health impacts.<sup>89</sup> As the COVID-19 pandemic has caused disruptions to social connection, reconnecting people and neighbourhoods will be vital to ensuring all Londoners experience improved community belonging post-pandemic.

### How Will Community Belonging Be Measured?

- **Metric:** Sense of belonging
- **Data Point:** Percentage of respondents who report they “strongly agree” or “somewhat agree” they have a strong sense of belonging in the city of London
- **Data Source:** Citizen Satisfaction Survey, City of London

## 5.4 Community Engagement and Social Isolation

### What Is Community Engagement and Social Isolation?

Community engagement refers to participation in community-based activities and interpersonal interactions.<sup>90</sup> In comparison, social isolation reflects low levels of social participation and feelings of loneliness.<sup>91</sup>

### How Has Community Engagement and Social Isolation Been Impacted by the COVID-19 Pandemic?

With COVID-19 restrictions and lockdowns preventing people from gathering in person, Londoners have fewer opportunities to engage in the community, volunteer, and connect with other people during the pandemic. Research shows that physical distancing due to the pandemic has left many Canadians feeling lonely or isolated.<sup>92</sup> Further, a survey of Canadian adults found fewer Canadians participated in neighbourhood or community projects, went to events (e.g. live music or theatre), volunteered, used a local community centre or library, and socialized with neighbours in 2020 compared to 2019.<sup>93</sup>

### Why Is Addressing Community Engagement and Social Isolation Important for Recovery in London?

While being socially connected has been found to reduce the risk of premature death, experiencing social isolation can have negative effects on an individual's health and well-being, including an increased risk of mortality, heart disease, depression, cognitive function, and dementia.<sup>94</sup> As the pandemic has resulted in increased loneliness and isolation and reduced engagement in social and community activities, promoting community participation and reducing social isolation are important to the recovery of Londoners' health and well-being.

### How Will Community Engagement and Social Isolation Be Measured?

- **Metric:** Welcoming community
- **Data Point:** Percentage of respondents who “strongly agree” or “somewhat agree” the city of London is a welcoming community
- **Data Source:** Citizen Satisfaction Survey, City of London
- **Metric:** Neighbourhood engagement
- **Data Point:** Number of people who vote in the Neighbourhood Decision Making program
- **Data Source:** City of London

## 5.5 COVID-19 Management and Prevention

### What Is COVID-19 Management and Prevention?

COVID-19 Management and Prevention in the context of this framework means the prevention, control, and management of COVID-19, an infectious disease caused by the coronavirus SARS-CoV-2.<sup>95</sup>

### How Has COVID-19 Management and Prevention Been Impacted by the COVID-19 Pandemic?

The progression of the COVID-19 pandemic, emerging variants, and the potential for future outbreaks makes the coronavirus a continued threat to the health, safety, and well-being of the community. There have been 12,669 confirmed cases of COVID-19 in Middlesex-London as of July 14, 2021, with 62 total active cases and 229 deaths. There have been 3,531 cases with a variant of concern. There was a spike in cases in January 2021 and a second larger spike in April 2021. The number of cases started decreasing in May and continued decreasing into June and July 2021.<sup>96</sup>

### Why Is COVID-19 Management and Prevention Important for Recovery in London?

COVID-19 is a serious disease that has affected people's health, livelihoods, and quality of life in a profound way. It has disproportionately affected women and Black, Indigenous, and other racialized people.<sup>97,98</sup> By eliminating COVID-19 as a life-threatening disease, there is an opportunity to reimagine a post-pandemic future where all Londoners are safe, healthy, and prosperous.

### How Will COVID-19 Management and Prevention Be Measured?

- **Metric:** COVID-19 cases
- **Data Point:** Total number of COVID-19 cases per year by date reported
- **Data Source:** Middlesex-London Health Unit
- **Metric:** COVID-19 vaccination uptake (two doses)
- **Data Point:** Percentage of the population that is fully vaccinated against COVID-19
- **Data Source:** Middlesex-London Health Unit

## 5.6 Crime and Safety

### What Is Crime and Safety?

A crime is any unlawful act punishable under the Criminal Code.<sup>99</sup> At the community level, safety reflects being able to live, work, and play without fear of harm or victimization.<sup>100</sup>

### How Has Crime and Safety Been Impacted by the COVID-19 Pandemic?

London Police Service reported more business break-and-enters and incidents of property damage in 2020 than in 2019, which was attributed to more vacancy of downtown businesses.<sup>101</sup> In addition, more hate crimes were also reported in 2020, possibly due to more awareness and less tolerance of hate-motivated crime.<sup>102</sup> Data from police-reported crime across London shows an increase in total assaults, total sexual assaults, and uttering of threats, and a decrease in robberies, vehicle thefts, fraud/identity theft, and shoplifting between March 2020 and February 2021 compared to the same time period one year earlier.<sup>103</sup>

### Why Is Addressing Crime and Safety Important for Recovery in London?

Victimization can have negative financial, emotional, and physical impacts on an individual and their family. Further, costs associated with crime include tangible costs for medical, mental health, criminal justice, victim, and protective services, and intangible costs like pain and suffering, fear, negative impacts on economic development, and reduced individual and community quality of life.<sup>104,105</sup> As such, addressing crime and promoting safety will be vital to supporting individual well-being and fostering a community where all Londoners feel safe to visit, live, work, and play.

### How Will Crime and Safety Be Measured?

- **Metric:** Crime severity
- **Data Point:** Crime Severity Index number
- **Data Source:** Statistics Canada
- **Metric:** Violent crime and sexual assaults against women
- **Data Point:** Percentage of victims of violent crime and sexual assaults that are female
- **Data Source:** Statistics Canada

## 5.7 Immigration and Migration

### What Is Immigration and Migration?

In the context of this framework, immigration and migration refers to the movement of people from other countries, provinces, or regions into a given geographic area.

### How Has Immigration and Migration Been Impacted by the COVID-19 Pandemic?

Barriers to immigration and migration resulting from border closures during the COVID-19 pandemic have impacted the labour market, student enrolment, and economic activity. Data from Statistics Canada demonstrates the impacts of COVID-19 pandemic border closures on London's population growth. Between 2019 and 2020, London's population growth rate was lower than between 2018 and 2019 due to less international migration, particularly of non-permanent residents like university and college students, and reduced migration from other provinces.<sup>106,107</sup>

### Why Is Immigration and Migration Important for Recovery in London?

Immigration and migration is an important contributor to the economy, the labour force, population growth, creativity and innovation, culture, and diversity. For example, immigrants help to fill gaps in the labour force, international students contribute to the economy through tuition and local spending, and immigration drives 82% of Canada's population growth.<sup>108,109</sup> The immigration and migration of individuals with a wide range of skills and backgrounds will be essential to London's community vitality and economic recovery from the pandemic.

### How Will Immigration and Migration Be Measured?

- **Metric:** Net average newcomer inflow
- **Data Point:** Number of newcomers to London through direct and secondary migration
- **Data Source:** Statistics Canada
- **Metric:** International student enrolment
- **Data Point:** Number of full-time international students enrolled in Western University and Fanshawe College
- **Data Source:** Ministry of Advanced Education and Skills Development's University Enrolment Statistical Reporting and College Enrolment Statistical Reporting Systems

## 6.0 Implementation of the London Community Recovery Framework

The London Community Recovery Framework outlines a collaborative, community-driven approach to assessing and reporting on London's community recovery from the COVID-19 pandemic. It acknowledges and celebrates the incredible depth of work already underway in our community on the part of London's community groups and networks, private sector, non-profit organizations, and institutional organizations. It provides a shared vision, focus areas, and metrics for recovery in London to enable alignment between the priorities and initiatives of London Community Recovery Network member organizations.

The common vision, focus areas, and shared measures for recovery laid out in the London Community Recovery Framework will require continuing the momentum we have seen from committed partners across our community throughout the pandemic. London Community Recovery Network members will identify the actions they will take to align with the London Community Recovery Framework and contribute to London's recovery.

The City of London will support the work of London Community Recovery Network members, including providing support with data collection, analysis, and reporting throughout the three-year timeframe of the London Community Recovery Framework. The London Community Recovery Network will continue to serve as the central point of connectivity, identify emerging issues, share details on actions, initiatives, data, and evidence from the field, and shape future reporting on London's community recovery progress.

Londoners will be kept up to date on the status of our collective work. Clear roles, responsibilities, processes, and practices will be designed to support the collective efforts of London Community Recovery Network member organizations. In keeping with our shared commitments, gender, anti-racism and anti-oppression, and climate emergency lenses will be used throughout the implementation and monitoring of London's collective community recovery efforts within the London Community Recovery Framework.

The London Community Recovery Framework represents an individual and collective commitment to contributing to London's strong, deep, and inclusive recovery from the COVID-19 pandemic. London Community Recovery Network members have committed to working collaboratively to deliver on the community vision, focus areas, and metrics for recovery in the London Community Recovery Framework.



# Appendix A: London Community Recovery Network Members

A list of London Community Recovery Network members is outlined below.

- Anti-Poverty Mobilization Network
- Black London Network
- Centre for Research on Health Equity and Social Inclusion (Western)
- Elgin Middlesex Oxford Workforce Planning and Development Board
- Employment Sector Council
- Fanshawe College
- London and District Construction Association
- London and District Labour Council
- London and Middlesex Local Immigration Partnership
- London Arts Council
- London Business Improvement Areas
- London Chamber of Commerce
- London Community Foundation
- London Development Institute
- London District Heavy Construction Association
- London Economic Development Corporation
- London Environmental Network
- London Faith Groups
- London Food Bank
- London Health Sciences Centre
- London Home Builders' Association
- London Region Manufacturing Council
- London Small Business Centre
- Middlesex-London Health Unit
- N'Amerind (London) Friendship Centre
- Pillar Nonprofit Network
- St. Joseph's Health Care London
- TechAlliance
- Tourism London
- United Way Elgin Middlesex
- Urban League of London
- Western University
- Young London

## Appendix B: References

- 1 Ministry of Children, Community and Social Services. (2021, August 20). *Domestic violence*. Government of Ontario. <https://www.ontario.ca/page/domestic-violence>
- 2 Trudell, A.L., & Whitmore, E. (2020). *Pandemic meets pandemic: Understanding the impacts of COVID-19 on gender-based violence services and survivors in Canada*. Ending Violence Association of Canada and Anova. <https://endingviolencecanada.org/wp-content/uploads/2020/08/FINAL.pdf>
- 3 Kids Help Phone. (2021). *2020 Kids Help Phone impact report*. <https://www.kidshelpphone2020impactreport.ca>
- 4 Children First Canada, University of Calgary O'Brien Institute for Public Health, & Alberta Children's Hospital Research Institute. (2020). *Raising Canada 2020: Top 10 threats to childhood in Canada and the impact of COVID-19*. [https://static1.squarespace.com/static/5669d2da9cadb69fb2f8d32e/t/5f4d5397b58bce013ea6a5c7/1598903220020/Raising+Canada+Report\\_Final.pdf](https://static1.squarespace.com/static/5669d2da9cadb69fb2f8d32e/t/5f4d5397b58bce013ea6a5c7/1598903220020/Raising+Canada+Report_Final.pdf)
- 5 Government of Canada. (2021, July 7). *About family violence*. <https://www.justice.gc.ca/eng/cj-jp/fv-vf/about-apropos.html>
- 6 Statistics Canada. (2021, June 15). *Educational attainment of person*. Government of Canada. <https://www23.statcan.gc.ca/imdb/p3Var.pl?Function=DEC&Id=85134>
- 7 Gallagher-Mackay, K., Srivastava, P., Underwood, K., Dhuey, E., McCready, L., Born, K.B., Maltsev, A., Perkhun, A., Steiner, R., Barrett, K., & Sander, B. (2021). COVID-19 and education disruption in Ontario: Emerging evidence on impacts. *Science Briefs of the Ontario COVID-19 Science Advisory Table*, 2(34). <https://doi.org/10.47326/ocsat.2021.02.34.1.0>
- 8 Arrowsmith, E. (2020, September). *The impact of COVID-19 on apprentices in Canada*. Canadian Apprenticeship Forum. [https://caf-fca.org/wp-content/uploads/2020/09/CAF-Impacts-of-COVID-19-Report-ENG-FINAL\\_reduced.pdf](https://caf-fca.org/wp-content/uploads/2020/09/CAF-Impacts-of-COVID-19-Report-ENG-FINAL_reduced.pdf)
- 9 Ontario Confederation of University Faculty Associations. (2020, November 24). *Pandemic has caused decline in education quality according to new poll of university students and faculty*. <https://ocufa.on.ca/press-releases/pandemic-has-caused-decline-in-education-quality-according-to-new-poll-of-university-students-and-faculty/>
- 10 Pinto, S., & Jones, J.B. (2020, May 22). The long-term effects of educational disruptions. *Economic Impact of COVID-19: Special Reports*. Federal Reserve Bank of Richmond. [https://www.richmondfed.org/-/media/richmondfedorg/research/economists/bios/pdfs/pinto-jones\\_covid19\\_paper.pdf](https://www.richmondfed.org/-/media/richmondfedorg/research/economists/bios/pdfs/pinto-jones_covid19_paper.pdf)
- 11 Lochner, L. (2011, October 17). *The impacts of education on crime, health and mortality, and civic participation*. <https://voxeu.org/article/wide-ranging-benefits-education>
- 12 Centers for Disease Control and Prevention, Office of the Associate Director for Policy and Strategy. (2016, August 5). *Early childhood education*. U.S. Department of Health and Human Services. <https://www.cdc.gov/policy/hst/hi5/earlychildhoodeducation/index.html>

- 13 Government of Canada. (2020, February 18). *Determining food security status*. <https://www.canada.ca/en/health-canada/services/food-nutrition/food-nutrition-surveillance/health-nutrition-surveys/canadian-community-health-survey-cchs/household-food-insecurity-canada-overview/determining-food-security-status-food-nutrition-surveillance-health-canada.html>
- 14 Government of Canada. (2020, February 18). *Household food insecurity in Canada: Overview*. <https://www.canada.ca/en/health-canada/services/food-nutrition/food-nutrition-surveillance/health-nutrition-surveys/canadian-community-health-survey-cchs/household-food-insecurity-canada-overview.html>
- 15 Statistics Canada. (2020, June 24). *Food insecurity during the COVID-19 pandemic, May 2020*. Government of Canada. <https://www150.statcan.gc.ca/n1/pub/45-28-0001/2020001/article/00039-eng.htm>
- 16 Dalhousie University, University of Guelph, University of Saskatchewan, & The University of British Columbia. (2021). *Canada's food price report 11th edition*. [https://cdn.dal.ca/content/dam/dalhousie/pdf/sites/agri-food/Food%20Price%20Report%202021%20-%20EN%20\(December%208\).pdf](https://cdn.dal.ca/content/dam/dalhousie/pdf/sites/agri-food/Food%20Price%20Report%202021%20-%20EN%20(December%208).pdf)
- 17 Polsky, J.Y., & Gilmour, H. (2020). Food insecurity and mental health during the COVID-19 pandemic. *Health Reports*, 31(12). <https://www.doi.org/10.25318/82-003-x202001200001-eng>
- 18 Community Food Centres Canada. (2020). *Beyond hunger: The hidden impacts of food insecurity in Canada*. [https://cfccanada.ca/getmedia/57f5f963-af88-4a86-bda9-b98c21910b28/FINAL-BH-PDF-EN.aspx?\\_ga=2.196139236.999427921.1601463920-807604576.1601463920](https://cfccanada.ca/getmedia/57f5f963-af88-4a86-bda9-b98c21910b28/FINAL-BH-PDF-EN.aspx?_ga=2.196139236.999427921.1601463920-807604576.1601463920)
- 19 Government of Canada. (2020, November 26). *Reaching Home: Canada's homelessness strategy directives*. <https://www.canada.ca/en/employment-social-development/programs/homelessness/directives.html>
- 20 Falvo, N. (2020, December). *The long-term impact of the COVID-19 Recession on homelessness in Canada: What to expect, what to track, what to do*. <https://nickfalvo.ca/wp-content/uploads/2020/11/Falvo-Final-report-for-ESDC-FINAL-28nov2020.pdf>
- 21 Newcombe, D. (2021, July 16). *How London avoided return of large homeless encampments this summer*. CTV News London, Bell Media. <https://london.ctvnews.ca/how-london-avoided-return-of-large-homeless-encampments-this-summer-1.5512501>
- 22 Perri, M., Dosani, N., & Hwang, S.W. (2020). COVID-19 and people experiencing homelessness: Challenges and mitigation strategies. *Canadian Medical Association Journal*, 192(26), E716-E719. <https://doi.org/10.1503/cmaj.200834>
- 23 Taylor, L.A. (2018, June 7). Housing and health: An overview of the literature. *Health Affairs Health Policy Brief*. DOI: 10.1377/hpb20180313.396577 [https://www.healthaffairs.org/doi/10.1377/hpb20180313.396577/full/HPB\\_2018\\_RWJF\\_01\\_W.pdf](https://www.healthaffairs.org/doi/10.1377/hpb20180313.396577/full/HPB_2018_RWJF_01_W.pdf)
- 24 Newbery-Mitchell, C. (2021, July 19). Nearly half of Ontarians doubtful they can cover living expenses this year without going further into debt, highest since December 2019. *MNP Debt Blog, MNP LTD*. <https://mnpdebt.ca/en/resources/mnp-debt-blog/nearly-half-of-ontarians-doubtful-they-can-cover-living-expenses-this-year-without-going>

25 Employment and Social Development Canada. (2021, June 15). *Building understanding: The first report of the National Advisory Council on Poverty*. Government of Canada.

<https://www.canada.ca/en/employment-social-development/programs/poverty-reduction/national-advisory-council/reports/2020-annual.html#h2.06>

26 Government of Canada. (2021, May 26). *Towards a poverty reduction strategy: A backgrounder on poverty in Canada*. <https://www.canada.ca/en/employment-social-development/programs/poverty-reduction/backgrounder.html#h2.3>

27 Sedgwick Walsh, S., & Wang, H.L. (2020, November 17). *Initial analysis of socio-demographic indicators for COVID-19 cases*. [PowerPoint slides]. Region of Waterloo Public Health and Emergency Services. <https://www.regionofwaterloo.ca/en/health-and-wellness/resources/Documents/Initial-Analysis-of-Socio-Demographic-Indicators-for-COVID-19-Cases.pdf>

28 Ruddock, K. (2020, May). *The impact of COVID-19 on lower-income populations*. The Stop Community Food Centre. [https://www.thestop.org/wp-content/uploads/COVID-research\\_TheStop\\_May2020.pdf](https://www.thestop.org/wp-content/uploads/COVID-research_TheStop_May2020.pdf)

29 World Health Organization. (2018, March 30). *Mental health: Strengthening our response*. <https://www.who.int/news-room/fact-sheets/detail/mental-health-strengthening-our-response>

30 The Hospital for Sick Children (SickKids). (2021, February 26). *New research reveals impact of COVID-19 pandemic on child and youth mental health*. <https://www.sickkids.ca/en/news/archive/2021/impact-of-covid-19-pandemic-on-child-youth-mental-health/>

31 KPMG LLP. (2021, March 30). *Half of Canadians say the COVID-19 pandemic has had an ongoing impact on their mental health – and 42 per cent think it will leave a lasting impact: KPMG in Canada Poll*. Cision Newswire Services, CNW Group Ltd. <https://www.newswire.ca/news-releases/half-of-canadians-say-the-covid-19-pandemic-has-had-an-ongoing-impact-on-their-mental-health-and-42-per-cent-think-it-will-leave-a-lasting-impact-kpmg-in-canada-poll-837159121.html>

32 Mental Health Commission of Canada. (n.d.) *Why investing in mental health will contribute to Canada's economic prosperity and to the sustainability of our health care system: Backgrounder – key facts*. [https://www.mentalhealthcommission.ca/sites/default/files/MHStrategy\\_CaseForInvestment\\_ENG\\_0\\_1.pdf](https://www.mentalhealthcommission.ca/sites/default/files/MHStrategy_CaseForInvestment_ENG_0_1.pdf)

33 Yang, F.J., Dorrance, K., & Aitken, N. (2020, October 7). *The changes in health and well-being of Canadians with long-term conditions or disabilities since the start of the COVID-19 pandemic*. Statistics Canada. <https://www150.statcan.gc.ca/n1/en/pub/45-28-0001/2020001/article/00082-eng.pdf?st=EDTGYkcv>

34 Manuel, D.G., Eddeen, A.B., Colley, R.C., Tjepkema, M., Garner, R., Bennett, C., & Bernier, J. (2021, June 25). *The effect of COVID-19 on physical activity among Canadians and the future risk of cardiovascular disease*. Statistics Canada. <https://www150.statcan.gc.ca/n1/pub/45-28-0001/2021001/article/00019-eng.htm>

- 35 Moore, S.A., Faulkner, G., Rhodes, R.E., Brussoni, M., Chulak-Bozzer, T., Ferguson, L.J., Mitra, R., O'Reilly, N., Spence, J.C., Vanderloo, L.M., & Tremblay, M.S. (2020). Impact of the COVID-19 virus outbreak on movement and play behaviours of Canadian children and youth: A national survey. *International Journal of Behavioral Nutrition and Physical Activity*, 17(85). <https://doi.org/10.1186/s12966-020-00987-8>
- 36 National Center for Immunization and Respiratory Diseases (NCIRD), Division of Viral Diseases. (2021, August 20). *People with certain medical conditions*. U.S. Department of Health and Human Services. <https://www.cdc.gov/coronavirus/2019-ncov/need-extra-precautions/people-with-medical-conditions.html>
- 37 National Center for Immunization and Respiratory Diseases (NCIRD), Division of Viral Diseases. (2021, July 12). *Post-COVID conditions*. U.S. Department of Health and Human Services. <https://www.cdc.gov/coronavirus/2019-ncov/long-term-effects.html>
- 38 Western University. (2021). *Physical wellness*. [https://iwellness.uwo.ca/physical\\_wellness/index.html](https://iwellness.uwo.ca/physical_wellness/index.html)
- 39 Ontario Agency for Health Protection and Promotion (Public Health Ontario). (2021). *Substance use*. <https://www.publichealthontario.ca/en/health-topics/health-promotion/substance-use>
- 40 Statistics Canada. (2021, March 4). *Alcohol and cannabis use during the pandemic: Canadian Perspectives Survey Series 6*. Government of Canada. <https://www150.statcan.gc.ca/n1/daily-quotidien/210304/dq210304a-eng.htm>
- 41 The Ontario Drug Policy Research Network, The Office of the Chief Coroner for Ontario/ Ontario Forensic Pathology Service, Public Health Ontario, & Centre on Drug Policy Evaluation. (2020, November). *Preliminary patterns in circumstances surrounding opioid-related deaths in Ontario during the COVID-19 pandemic*. [https://www.publichealthontario.ca/-/media/documents/o/2020/opioid-mortality-covid-surveillance-report.pdf?sc\\_lang=en](https://www.publichealthontario.ca/-/media/documents/o/2020/opioid-mortality-covid-surveillance-report.pdf?sc_lang=en)
- 42 Canadian Centre on Substance Use and Addiction. (2020). *Impacts of the COVID-19 pandemic on substance use treatment capacity in Canada*. <https://www.ccsa.ca/sites/default/files/2020-12/CCSA-COVID-19-Impacts-Pandemic-Substance-Use-Treatment-Capacity-Canada-2020-en.pdf>
- 43 Government of Canada. (2021, August 12). *About problematic substance use*. <https://www.canada.ca/en/health-canada/services/substance-use/about-problematic-substance-use.html>
- 44 National Center for Immunization and Respiratory Diseases (NCIRD), Division of Viral Diseases. (2021, August 20). *People with certain medical conditions*. U.S. Department of Health and Human Services. <https://www.cdc.gov/coronavirus/2019-ncov/need-extra-precautions/people-with-medical-conditions.html>
- 45 Tam, S., Sood, S., & Johnston, C. (2021, June 8). *Impact of COVID-19 on the tourism sector, second quarter of 2021*. Statistics Canada. <https://www150.statcan.gc.ca/n1/pub/45-28-0001/2021001/article/00023-eng.htm>
- 46 Simms, S. (2021, April). *Impacts of the COVID-19 pandemic on the arts, culture, heritage and sport sectors: Report of the Standing Committee on Canadian Heritage*. <https://www.ourcommons.ca/Content/Committee/432/CHPC/Reports/RP11273701/chpcrp04/chpcrp04-e.pdf>

- 47 Evans, P. (2020, April 29). *More than 50% of Canadian companies have lost at least one-fifth of their revenue to COVID-19, StatsCan says*. CBC News, CBC/Radio-Canada. <https://www.cbc.ca/news/business/covid-19-statistics-canada-1.5548942>
- 48 The Canadian Press. (2021, February 25). *Canadian small businesses rack up \$135 billion in debt to survive pandemic: Report*. CTV News, Bell Media. <https://www.ctvnews.ca/business/canadian-small-businesses-rack-up-135-billion-in-debt-to-survive-pandemic-report-1.5324475>
- 49 The Canadian Press. (2021, January 21). *COVID-19 could shutter more than 200,000 Canadian businesses forever, CFIB says*. CBC News, CBC/Radio-Canada. <https://www.cbc.ca/news/business/cfib-survey-1.5882059>
- 50 De Bono, N. (2021, March 17). *Downtown office vacancy spiking but retail demand on rebound: Analysts*. London Free Press, Postmedia Network Inc. <https://lfpres.com/business/local-business/downtown-office-vacancy-spiking-but-retail-demand-on-rebound-analysts>
- 51 Magliocco, F. (2021, April 6). *In the office today, at home tomorrow: The impact of a hybrid workplace on Canadian real estate*. PwC. <https://www.pwc.com/ca/en/industries/real-estate/in-the-office-today-at-home-tomorrow.html>
- 52 Juha, J. (2021, June 4). *London's worsening unemployment rate seen as sign job-seekers are back in game*. London Free Press, Postmedia Network Inc. <https://lfpres.com/news/local-news/londons-jobless-rate-worsens-for-third-straight-month-latest-figures>
- 53 Grekou, D., & Lu, Y. (2021). Gender differences in employment one year into the COVID-19 pandemic: An analysis by industrial sector and firm size. *Economic and Social Reports*, 1(5). <https://www150.statcan.gc.ca/n1/pub/36-28-0001/2021005/article/00005-eng.htm>
- 54 Block, S. (2021, January 14). *Racialized and Indigenous workers are bearing the brunt of pandemic job loss*. The Monitor, Canadian Centre for Policy Alternatives. <https://monitormag.ca/articles/racialized-and-indigenous-workers-are-bearing-the-brunt-of-pandemic-job-loss>
- 55 Robert Wood Johnson Foundation. (2013, March 12). *How does employment, or unemployment, affect health?* <https://www.rwjf.org/en/library/research/2012/12/how-does-employment--or-unemployment--affect-health-.html>
- 56 City of London. (2019, December). *Housing Stability For All: The Housing Stability Action Plan for the City of London 2019-2024*. <https://london.ca/sites/default/files/2020-10/2020-01-24%20181029038-COL-Homeless-Prevention-And-Housing-Plan-Report-EMAIL-WEB%20%28002%29.pdf>
- 57 Smith, A. (2021, February 17). *"Your house makes more than you do": Ontario home prices outpacing household incomes*. STOREYS Publishing Inc. <https://storeys.com/home-prices-outpacing-household-incomes-ontario-bmo/>
- 58 Jeffrey, J. (2021, June 4). *Strong, but not record-breaking month for home sales in London, Ont. region*. Global News, Corus Entertainment Inc. Corus News. <https://globalnews.ca/news/7921057/london-ontario-st-thomas-real-estate-market/>
- 59 Morneau Shepell, & Wynford Group. (2020, September). *2021 Salary Projection Survey: Insights on compensation trends expected in 2021 – Summary report*. <https://www.morneaushepell.com/permafiles/93038/2021-salary-projection-survey-summary.pdf>

- 60 Shroyer, A., & Gaitán, V. (2019, September 11). *Four reasons why employers should care about housing*. Housing Matters, Urban Institute. <https://housingmatters.urban.org/articles/four-reasons-why-employers-should-care-about-housing>
- 61 Housing Forward Virginia. (n.d.) *Affordable housing 101: Why is affordable housing important? Is rental or homeownership more important?* <https://housingforwardva.org/toolkits/affordable-housing-101/why-is-affordable-housing-important-is-rental-or-homeownership-more-important/>
- 62 Skrzypinski, C. (2021, August 2). *Working women in Canada left behind during COVID-19 pandemic*. SHRM. <https://www.shrm.org/resourcesandtools/hr-topics/global-hr/pages/canada-women-covid-19.aspx>
- 63 The Canadian Press. (2021, July 26). *StatCan data shows youth unemployment rates have risen during the COVID-19 pandemic*. CTV News, Bell Media. <https://www.ctvnews.ca/canada/statcan-data-shows-youth-unemployment-rates-have-risen-during-the-covid-19-pandemic-1.5523611>
- 64 RBC Economics. (2021, June 10). *Rebuilding Canada's labour market: The inclusive recovery imperative*. Royal Bank of Canada. [https://www.rbcits.com/en/insights/2021/06/rebuilding\\_canadas\\_labour\\_market\\_rbcits?utm\\_source=home&utm\\_medium=carousel](https://www.rbcits.com/en/insights/2021/06/rebuilding_canadas_labour_market_rbcits?utm_source=home&utm_medium=carousel)
- 65 Mayo Clinic Staff. (2021, June 5). *Job burnout: How to spot it and take action*. Mayo Foundation for Medical Education and Research (MFMER). <https://www.mayoclinic.org/healthy-lifestyle/adult-health/in-depth/burnout/art-20046642#:~:text=Job%20burnout%20is%20a%20special,and%20loss%20of%20personal%20identity>
- 66 Wilson, J. (2021, April 30). *Many employers not responding to burnout concerns*. Canadian HR Reporter, Key Media. <https://www.hrreporter.com/focus-areas/wellness-mental-health/many-employers-not-responding-to-burnout-concerns/355516>
- 67 Chapman, S., Kangasniemi, A., Maxwell, L., & Sereneo, M. (2019). *The ROI in workplace mental health programs: Good for people, good for business – A blueprint for workplace mental health programs*. Deloitte Insights, Deloitte Development LLC. <https://www2.deloitte.com/content/dam/Deloitte/ca/Documents/about-deloitte/ca-en-about-blueprint-for-workplace-mental-health-final-aoda.pdf>
- 68 Emmett, J., Schrah, G., Schrimper, M., & Wood, A. (2020, June 29). *COVID-19 and the employee experience: How leaders can seize the moment*. McKinsey Insights, McKinsey & Company. <https://www.mckinsey.com/business-functions/organization/our-insights/covid-19-and-the-employee-experience-how-leaders-can-seize-the-moment>
- 69 Lindzon, J. (2021, June). *Canadian industries struggle to hire and retain talent, data suggests*. Eastern Workforce Innovation Board. [http://www.workforcedev.ca/index.php/en/projects\\_en/news-articles/101-workforce-en/414-canadian-industries-struggle-to-hire-and-retain-talent.-data-suggests](http://www.workforcedev.ca/index.php/en/projects_en/news-articles/101-workforce-en/414-canadian-industries-struggle-to-hire-and-retain-talent.-data-suggests)
- 70 Anti-Racism Directorate. (2019, February 27). *Glossary*. Government of Ontario. <https://www.ontario.ca/document/data-standards-identification-and-monitoring-systemic-racism/glossary>

- 71 The Canadian Race Relations Foundation. (2015). *Anti-oppression*. <https://www.crrf-fcrr.ca/en/resources/glossary-a-terms-en-gb-1/item/22792-anti-oppression>
- 72 Statistics Canada. (2021, September 17). *Experiences of discrimination during the COVID-19 pandemic*. Government of Canada. <https://www150.statcan.gc.ca/n1/daily-quotidien/200917/dq200917a-eng.htm>
- 73 Ontario Agency for Health Protection and Promotion (Public Health Ontario). (2020). *COVID-19 in Ontario – A focus on diversity: January 15, 2020 to May 14, 2020*. Government of Ontario. <https://www.publichealthontario.ca/-/media/documents/ncov/epi/2020/06/covid-19-epi-diversity.pdf?la=en>
- 74 Statistics Canada. (2020, September 17). *Experience of discrimination during the COVID-19 pandemic*. Government of Canada. <https://www150.statcan.gc.ca/n1/daily-quotidien/200917/dq200917a-eng.htm>
- 75 Statistics Canada. (2020, September 17). *Experiences of discrimination during the COVID-19 pandemic*. Government of Canada. <https://www150.statcan.gc.ca/n1/daily-quotidien/200917/dq200917a-eng.htm>
- 76 Leyland, A., Smylie, J., Cole, M., Kitty, D., Crowshoe, L., McKinney, V., Green, M., Funnell, S., Brascoupé, S., Dallaire, J., & Safarov, A. (2016, February). *Health and health care implications of systemic racism on Indigenous peoples in Canada*. The College of Family Physicians of Canada. [https://portal.cfpc.ca/ResourcesDocs/uploadedFiles/Resources/\\_PDFs/SystemicRacism\\_ENG.pdf](https://portal.cfpc.ca/ResourcesDocs/uploadedFiles/Resources/_PDFs/SystemicRacism_ENG.pdf)
- 77 City for All Women Initiative. (2016). *Racialized people: Equity and inclusion lens snapshot*. Status of Women Canada. [https://documents.ottawa.ca/sites/documents/files/racializd\\_ss\\_en.pdf](https://documents.ottawa.ca/sites/documents/files/racializd_ss_en.pdf)
- 78 Government of Canada. (2020, November 6). *Climate change concepts*. <https://www.canada.ca/en/environment-climate-change/services/climate-change/canadian-centre-climate-services/basics/concepts.html>
- 79 Sphera's Editorial Team. (2021, May 19). *What is environmental sustainability?* Sphera. <https://sphera.com/glossary/what-is-environmental-sustainability/>
- 80 Cho, R. (2020, June 25). *COVID-19's long-term effects on climate change - For better or worse*. Columbia Climate School. <https://news.climate.columbia.edu/2020/06/25/covid-19-impacts-climate-change/>
- 81 Delaire, M. (2021, February 26). *How COVID-19 could be leaving its imprint on Canada's lakes, rivers, and streams*. <https://www.toronto.com/news-story/10336083-how-covid-19-could-be-leaving-its-imprint-on-canada-s-lakes-rivers-and-streams/>
- 82 Atiq, M., Islam, A., McNally, J., & Moffatt, M. (2021, June). *City of London: Factors that will impact a community-centred recovery*. Smart Prosperity Institute. <https://getinvolved.london.ca/lcrn>
- 83 Atiq, M., Islam, A., McNally, J., & Moffatt, M. (2021, June). *City of London: Factors that will impact a community-centred recovery*. Smart Prosperity Institute. <https://getinvolved.london.ca/lcrn>



- 84 Raman, S. (2014). Sense of belonging. In *Encyclopedia of Quality of Life and Well-Being Research*. [https://doi.org/10.1007/978-94-007-0753-5\\_2646](https://doi.org/10.1007/978-94-007-0753-5_2646)
- 85 Scott, K. (2010, November). *Community vitality: A report of the Canadian Index of Wellbeing*. [https://uwaterloo.ca/canadian-index-wellbeing/sites/ca.canadian-index-wellbeing/files/uploads/files/CommunityVitality\\_DomainReport.sflb\\_.pdf](https://uwaterloo.ca/canadian-index-wellbeing/sites/ca.canadian-index-wellbeing/files/uploads/files/CommunityVitality_DomainReport.sflb_.pdf)
- 86 Community Foundations of Canada. (2016). *Belonging: Exploring connection to community - 2016 national Vital Signs report*. [https://communityfoundations.ca/wp-content/uploads/2019/08/2016\\_VS\\_NationalReport\\_En\\_Oct03.pdf](https://communityfoundations.ca/wp-content/uploads/2019/08/2016_VS_NationalReport_En_Oct03.pdf)
- 87 Angus Reid Institute. (2020, October 14). *Isolation, loneliness, and COVID-19: Pandemic leads to sharp increase in mental health challenges, social woes*. [https://angusreid.org/wp-content/uploads/2020/10/2020.10.13\\_Social\\_Isolation.pdf](https://angusreid.org/wp-content/uploads/2020/10/2020.10.13_Social_Isolation.pdf)
- 88 Angus Reid Institute. (2019, June 17). *A portrait of social isolation and loneliness in Canada today*. <https://angusreid.org/social-isolation-loneliness-canada/>
- 89 Slavich, G.M., Roos, L.G., & Zaki, J. (2021). Social belonging, compassion, and kindness: Key ingredients for fostering resilience, recovery, and growth from the COVID-19 pandemic. *Anxiety, Stress, & Coping*. <https://doi.org/10.1080/10615806.2021.1950695>
- 90 Aroogh, M.D., & Shahboulaghi, F.M. (2020). Social participation of older adults: A concept analysis. *International Journal of Community Based Nursing & Midwifery*, 8(1), 55-72. DOI: 10.30476/IJCBNM.2019.82222.1055. <https://www.ncbi.nlm.nih.gov/pmc/articles/PMC6969951/>
- 91 Gilmour, H., & Ramage-Morin, P.L. (2020). Social isolation and mortality among Canadian seniors. *Health Reports*, 31(3), 27-38. <https://www.doi.org/10.25318/82-003-x202000300003-eng>
- 92 Bricker, D. (2020, April 10). *Majority (54%) of Canadians say physical distancing has left them feeling lonely or isolated*. Ipsos. <https://www.ipsos.com/en-ca/news-and-polls/Majority-Of-Canadians-Say-Physical-Distancing-Has-Left-Them-Feeling-Lonely-Or-Isolated>
- 93 Angus Reid Institute. (2020, October 14). *Isolation, loneliness, and COVID-19: Pandemic leads to sharp increase in mental health challenges, social woes*. [https://angusreid.org/wp-content/uploads/2020/10/2020.10.13\\_Social\\_Isolation.pdf](https://angusreid.org/wp-content/uploads/2020/10/2020.10.13_Social_Isolation.pdf)
- 94 Holt-Lunstad, J. (2020, June 21). *Social isolation and health*. Health Affairs Health Policy Brief. DOI:10.1377/hpb20200622.253235. <https://www.healthaffairs.org/doi/10.1377/hpb20200622.253235/full/>
- 95 KFL&A Public Health. (2020). *COVID-19 prevention*. <https://www.kflaph.ca/en/healthy-living/novel-coronavirus.aspx>
- 96 Middlesex-London Health Unit. (2021, August 25). *Summary of COVID-19 cases in Middlesex-London*. <https://app.powerbi.com/view?r=eyJrIjoiMzE5MzZlOTItOWE2ZS00MDNlLTkNDU-tMTcyYTg5OGFhMTFiliwidCI6ImRjNTYxMjk1LTdjYTktNDZhOS04M2JmLTUwODM0ZDZhOWQwZiJ9>
- 97 O'Brien, J., Du, K.Y., & Peng, C. (2020). Incidence, clinical features, and outcomes of COVID-19 in Canada: Impact of sex and age. *Journal of Ovarian Research*, 13(137). <https://doi.org/10.1186/s13048-020-00734-4>

- 98 Public Health Agency of Canada. (2021, February 21). *CPHO Sunday Edition: The impact of COVID-19 on racialized communities*. Government of Canada. <https://www.canada.ca/en/public-health/news/2021/02/cpho-sunday-edition-the-impact-of-covid-19-on-racialized-communities.html>
- 99 Public Safety Canada. (2015, December 17). *Glossary of key terms in crime prevention*. Government of Canada. <https://www.publicsafety.gc.ca/cnt/cntrng-crm/crm-prvntn/tls-rsrcs/glssry-ky-trms-en.aspx>
- 100 Ministry of the Solicitor General. (2018, December 14). *Community Safety and Well-Being Planning Framework: A shared commitment in Ontario*. Government of Ontario. <https://www.mcscs.jus.gov.on.ca/english/Publications/MCSCSSSOPlanningFramework.html>
- 101 Bicknell, B. (2021, February 2). *Rise in downtown London property crimes attributed to pandemic*. CTV News, Bell Media. <https://london.ctvnews.ca/rise-in-downtown-london-property-crimes-attributed-to-pandemic-1.5292759>
- 102 Bicknell, B. (2021, June 16). *'We don't know what we don't know': Police chief encourages reporting of hate incidents as London, Ont. sees surge in 2020*. CTV News London, Bell Media. <https://london.ctvnews.ca/we-don-t-know-what-we-don-t-know-police-chief-encourages-reporting-of-hate-incident-as-london-ont-sees-surge-in-2020-1.5472942>
- 103 Statistics Canada. (2021, August 25). *Table 35-10-0169-01 Selected police-reported crime and calls for service during the COVID-19 pandemic*. [Data table]. Government of Canada. <https://doi.org/10.25318/3510016901-eng>
- 104 Ministry of the Solicitor General. (2017, September 28). *Crime prevention in Ontario: A framework for action*. Government of Ontario. [https://www.mcscs.jus.gov.on.ca/english/publications/Crime\\_Prevention\\_Framework.html](https://www.mcscs.jus.gov.on.ca/english/publications/Crime_Prevention_Framework.html)
- 105 Canadian Index of Wellbeing. (n.d.). *Crime Severity Index*. University of Waterloo. <https://uwaterloo.ca/canadian-index-wellbeing/what-we-do/domains-and-indicators/crime-severity-index>
- 106 Statistics Canada. (2021, January 14). *Annual demographic estimates, census metropolitan areas and census agglomerations: Interactive dashboard*. Government of Canada. <https://www150.statcan.gc.ca/n1/pub/71-607-x/71-607-x2020003-eng.htm>
- 107 Juha, J. (2021, January 17). *London-area population growth slows as pandemic limits immigration*. London Free Press, Postmedia Network Inc. <https://lfpres.com/news/local-news/london-area-population-growth-slows-as-pandemic-limits-immigration>
- 108 Government of Canada. (2020, December 31). *#ImmigrationMatters: Canada's immigration track record*. <https://www.canada.ca/en/immigration-refugees-citizenship/campaigns/immigration-matters/track-record.html>
- 109 The Conference Board of Canada. (2021). *Why is immigration important to Canada?* <https://www.conferenceboard.ca/focus-areas/immigration/why-is-immigration-important-to-canada>

## APPENDIX B

### London Community Recovery Network Letters of Support



September 29, 2021

Mayor Ed Holder  
Chair, London Community Recovery Network  
City of London  
300 Dufferin Ave.  
P.O. Box 5035  
London, ON  
N6A 4L9

**Re: London Community Recovery Framework - Letter of Commitment**

Mayor Holder,

Please accept this letter as an endorsement of the London Community Recovery Framework developed by the London Community Recovery Network (LCRN).

The Anti-Poverty Mobilization Network (APMN) has been pleased to participate as a member of the LCRN. We value the collaboration of organizations representing social, economic, and institutional foci in London and would like to see this cross-sectoral collaboration deepen as recovery efforts continue.

APMN's focus on poverty puts a spotlight on the need for London's economic recovery initiatives to be viewed through a 'social justice' lens. Are the jobs we create decent work or more precarious work? How are we responding to the 'she-cession' in London? Are we creating an inclusive economy which draws in workers who have been marginalized from the labour force?

With these questions in mind, we strongly affirm the LCRN Framework's commitment to share disaggregated data on the "People Indicators." It is not enough to know how many jobs have been created or average wages. We need to know how low-income or racialized workers are impacted as well as how women and youth are faring as they seek to re-enter the labour force. We need to understand how precarious work is affecting mental health and how inadequate social assistance undermines social participation.

The London Community Recovery Framework serves as an expression of our community's collective intent to emerge stronger and more inclusive from the pandemic. Within this shared work, the Anti-Poverty Mobilization Network commits to communicating the stories, concerns and perspectives of people who experience social and economic exclusion; stories which will augment the shared measures outlined in the London Community Recovery Framework.

Recovery and renewal for our community will require focussed work in the years ahead. The Anti-Poverty Mobilization Network will work with the LCRN membership and the broader community to realize the common vision set out in the London Community Recovery Framework.

Sincerely,

Anti-Poverty Mobilization Network  
Dr. Sue Wilson, Co-chair  
Mr. Glen Pearson, Co-chair

c. Adam Thompson, Manager, Government and External Relations, City of London



October 6, 2021

Mayor Ed Holder  
Chair, London Community Recovery Network  
City of London  
300 Dufferin Ave.  
P.O. Box 5035  
London, ON  
N6A 4L9

**Re: London Community Recovery Framework - Letter of Commitment**

Mayor Holder,

Please accept this letter as a full endorsement of the London Community Recovery Framework developed by the London Community Recovery Network (LCRN).

The Argyle BIA has been pleased to participate as a member of the LCRN. The LCRN brings together over 30 organizations representing social, economic, and institutional organizations from across London. We acknowledge that we must continue to work together to realize recovery and renewal from the COVID-19 pandemic.

The London Community Recovery Framework serves as an expression of our community's collective intent to emerge stronger and more inclusive from the pandemic. As such, the Argyle BIA commits to undertaking meaningful actions to align our recovery-focused strategies, program, and initiatives with the common vision and measures expressed within the London Community Recovery Framework. Recovery and renewal for our community will require focussed work in the years ahead. The Argyle BIA will work with the LCRN membership and the broader community to realize the common vision set out in the London Community Recovery Framework.

Sincerely,

Randy Sidhu  
Executive Director  
Argyle BIA

c. Adam Thompson, Manager, Government and External Relations, City of London

October 7, 2021

Mayor Ed Holder  
Chair, London Community Recovery Network  
City of London  
300 Dufferin Ave.  
P.O. Box 5035  
London, ON  
N6A 4L9



**Re: London Community Recovery Framework - Letter of Commitment**

Mayor Holder,

Please accept this letter to endorse the draft proposal of the London Community Recovery Framework developed by the London Community Recovery Network (LCRN).

The Black London Network (BLN) encompasses various local Black leaders. BLN provides resources such as health equity, community programming, migrant worker and newcomer resources. We continue to work with organizations in the city and beyond to ensure our ACB communities are heard and respected. Hate crimes affect our African, Caribbean and Black diaspora disproportionately daily. However, we rarely report these happenings to the police due to law enforcement's typically oppressive approach in policing within Black communities. Subsequently, we encourage LCRN and this framework to seek hate crime reports from institutions outside of policing, such as the Human Rights Tribunal (HRT). The HRT provides data on broader sets of information, specifically systemic racism, which can be just as harmful as overtly racist hate crimes.

Black London Network has been pleased to participate as a member of the LCRN. The LCRN brings together over 30 organizations representing social, economic, and institutional organizations from across London. We acknowledge that we must continue to work together to realize equitable recovery and renewal from the COVID-19 pandemic.

The London Community Recovery Framework serves as an excellent first step in the long road towards equitable transformation for our ACB communities. Black London Network commits to undertaking supportive actions to increase belonging and inclusion within London. Recovery and renewal for our community will require focused work in the years ahead. Black London Network will work with the LCRN membership and the broader community to ensure ACB voices continue to be included.

Sincerely,  
Alexandra Kane  
Founding Member  
Black London Network

c. Adam Thompson, Manager, Government and External Relations, City of London

October 4, 2021

Mayor Ed Holder  
Chair, London Community Recovery Network  
City of London  
300 Dufferin Ave.  
P.O. Box 5035  
London, ON  
N6A 4L9

RE: London Community Recovery Framework - Letter of Commitment  
CC: Adam Thompson, Manager, Government and External Relations, City of London


Mayor Holder,

The Centre for Research on Health Equity and Social Inclusion, or CRHESI, (based in the Faculty of Health Sciences at Western University) is pleased to endorse the London Community Recovery Framework developed by the London Community Recovery Network (LCRN). We wish to acknowledge the significant community engagement and broad, intersectoral participation in the development of this recovery model.

Our Centre has been pleased to participate as a member of the LCRN from its inception. As a university-community research centre, we represent a dynamic ecosystem of community organizations, community members, and researchers. Our mandate is “Bringing communities together to collaboratively identify, research, understand, and address ‘wicked problems’ that prevent access to justice, health, and belonging for all people.” We believe that the LCRN captures important priorities that deserve our collective effort and attention as a community.

As a research centre, we commit to undertaking actions to align our recovery-focused strategies, programs, and initiatives with the common vision and measures expressed within the London Community Recovery Framework, especially in respect to supporting research endeavours that address and measure the ongoing systemic inequities faced by marginalized and oppressed populations.

Sincerely,



**Nadine Wathen**  
**CRHESI Academic Co-Director**  
Professor and Canada Research  
Chair in Mobilizing Knowledge on  
Gender-Based Violence  
Faculty of Health Sciences  
University of Western Ontario



**Heather Lokko**  
**CRHESI Community Co-Director**  
Chief Nursing Officer  
Director, Healthy Start  
Middlesex London Health Unit





October 6, 2021

Mayor Ed Holder  
Chair, London Community Recovery Network  
City of London  
300 Dufferin Ave.  
P.O. Box 5035  
London, ON  
N6A 4L9

**Re: London Community Recovery Framework - Letter of Commitment**

Mayor Holder,

Please accept this letter as Downtown London's endorsement of the London Community Recovery Framework developed by the London Community Recovery Network (LCRN). Downtown London continues to support its objective to identify key initiatives and plans that can leverage our organization's investments, as well as those from higher levels of government with municipal support and financial assistance in COVID-19 recovery.


Downtown London staff have dedicated considerable time as members on various LCRN Priority Action Tables including co-chairing one Action Table focused on the recovery of the city's core area. We have worked together with over 30 organizations representing social, economic, and institutional sectors from across London. We recognize the importance of working together and believe through these efforts a more holistic and strategic approach to a quicker and sustainable recovery from the COVID-19 can be achieved in London.

Investments including those from the City, have been made downtown resulting in a significant return on its investment for the City. In 2019, London's downtown provided \$1.96 Billion in tax assessment, a 70% increase in growth over 10 years. London's downtown is home to more than 1200 businesses, including main street businesses and offices, that create more than 8600 jobs per sq km versus an average of 83 jobs per sq km for the rest of the city. The London Community Recovery Framework serves as an opportunity for community partners to work collectively together for the benefit of the whole and to protect the City's investments, such as those made in downtown.

As a result of COVID- 19, London’s downtown mainstreet businesses have been one of the most significantly impacted with a lack of foot traffic due to ongoing government restrictions and many of downtown’s office workers continuing to work remotely. Additionally, the city’s tourism, culture, arts, entertainment and sports sectors, predominantly located in the downtown core, were among the first to feel the pandemic’s impacts due to closures of hotels and venues such as the Grand Theatre, Budweiser Gardens, London Museum, Covent Market Gardens, RBC Place and other downtown music and art venues. In addition to these impacts, COVID-19 has exacerbated social, mental health, homelessness and criminal activity on downtown streets impeding Downtown London’s ability to bring vibrancy and foot traffic to the area and attract new business investment.

The London Community Recovery Framework will help our community emerge stronger and more inclusive from the pandemic. As such, Downtown London plans to undertake meaningful actions, some of which align well with recovery-focused strategies and initiatives expressed within the London Community Recovery Framework. Downtown London will work with the LCRN membership and the broader community to realize the common vision set out in this framework.

Sincerely,

A handwritten signature in black ink, appearing to read 'Barbara Maly', written in a cursive style.

Barbara Maly, Executive Director  
Downtown London

c. Adam Thompson, Manager, Government and External Relations, City of London

October 5, 2021

Mayor Ed Holder  
Chair, London Community Recovery Network  
City of London  
300 Dufferin Ave.  
P.O. Box 5035  
London, ON  
N6A 4L9

**Re: London Community Recovery Framework - Letter of Commitment**

Mayor Holder,

Please accept this letter as an endorsement of the London Community Recovery Framework developed by the London Community Recovery Network (LCRN). The Workforce Planning and Development Board has been pleased to participate as a member of the LCRN.

The LCRN framework identifies the common principles for community recovery. The next step in the process will be coordinate action across the community behind initiatives led by members of the LCRN. The business recovery in London is well underway, but the workforce recovery continues to lag as we see reticence on the part of workers to return to the labour market. Transportation solutions, childcare solutions and a greater confidence that the health issues of the pandemic are receding in London all need to be addressed in order to restore the confidence of local workers. The City of London will play a pivotal role in providing transportation solutions and in the messaging that the City of London is resuming its role as a leader in economic opportunities in Ontario.

The London Community Recovery Framework serves as an expression of our community's collective intent to emerge stronger and more inclusive from the pandemic. As such, the Workforce Planning and Development Board will continue to undertake meaningful actions to align our recovery-focused strategies, program, and initiatives with the common vision and measures expressed within the London Community Recovery Framework.

Sincerely,



Debra Mountenay, Executive Director

c. Adam Thompson, Manager, Government and External Relations, City of London

---

Debra Mountenay  
3-647 Wilton Grove Road  
London, Ontario



519-672-3499  
[www.workforcedevelopment.ca](http://www.workforcedevelopment.ca)  
[info@workforcedevelopment.ca](mailto:info@workforcedevelopment.ca)

5 October, 2021

Mayor Ed Holder  
Chair, London Community Recovery Network  
City of London  
300 Dufferin Avenue,  
P.O. Box 5035  
London, ON N6A 4L9

**Re: London Community Recovery Framework - Letter of Commitment from ESC**

Dear Mayor Holder,

Employment Sector Council (ESC) is pleased to submit this letter as part of our endorsement of the London Community Recovery Framework developed by the London Community Recovery Network (LCRN), and our commitment to its successful implementation.

ESC participates on the LCRN on behalf of our network: 45 organizations from across the London Economic Region, including community employment service providers, education and training institutions, other human and specialized service organizations, municipalities, labour, and regional economic and workforce development stakeholders. Our membership (attached) reflects the LCRN's representative composition and our shared efforts to work together across social, economic, and institutional organizations and stakeholders to realize recovery and renewal from the COVID-19 pandemic.

COVID-19 has irrevocably changed the London region labour market, in large part by displacing workers and challenging employers to adjust their workforce in response. These unprecedented times require significant capacity and expertise on the part of employment and training professionals, who deliver vital and responsive pandemic-related assistance to job seekers and employers. To this end, in partnership with The City of London, the ESC network is providing professional development to employment service organizations and their staff in the new and evolving skills, information, and expertise they require to be ready and responsive to the emerging and dynamic pandemic recovery needs of job seekers, workers and employers they serve.

ESC commits to supporting the London Community Recovery Framework by advancing recovery and renewal success in the following:

- **Employment Outcomes:** Enhancing frontline staff awareness and expertise in available pandemic recovery resources and services, with an emphasis on vulnerable populations, so that more people receive appropriate and necessary support and assistance on their pandemic recovery journey.
- **Labour Market Participation:** Increasing frontline staff understanding and provision of consistent, local, current and relevant labour market information (LMI) to job seekers, students, and employers, so that more people are appropriately referred to skills training and other supports which develop and match job seeker skills with employer and workforce needs.

- Talent and Recruitment: Strengthening relationships between job developer staff and employers, with more employers accessing community service providers' pandemic recovery resources and supports for their recruitment, hiring, training, and retention needs.

ESC's mission to drive prosperity by working together, building community, sharing expertise, and enhancing employment sector capacity closely aligns with the London Community Recovery Framework focus on investing in people, driving prosperity, and fostering community. We look forward to sharing relevant metrics, results, perspectives, strategies, and experiences in contribution to the success of this LCRN partnership, its Framework, and its pandemic recovery and renewal aims.

Sincerely,



Carol Stewart  
Project Manager  
Employment Sector Council  
carol@esc.network

Encl: ESC Membership List, 2021

Cc: Adam Thompson, Manager, Government and External Relations, City of London  
Jennifer Hollis & Andrea Topham, Co-Chairs, Employment Sector Council



Working Together. Building Community in Southwestern Ontario.

**ESC Members, 2021**

ATN Access Inc.  
Carrefour communautaire francophone de London  
Centre for Employment & Learning, Avon Maitland District School Board  
Chippewas of the Thames First Nation  
City of London  
CNIB Foundation  
Collège Boréal  
Community Employment Choices (Middlesex County)  
Community Employment Services (Oxford County)  
Community Employment Services, Fanshawe College (St Thomas/Aylmer)  
Community Living London  
Community Living Tillsonburg  
Daya Counselling Centre  
EMO Workforce Planning and Development Board  
Employment and Student Entrepreneurial Services. Fanshawe College (London)  
Employment Services Elgin  
Goodwill Industries, Ontario Great Lakes  
Hutton House  
LIUNA Local 1059 Training Centre  
Leads Employment Services  
Literacy Link South Central  
London Community Small Business Centre Inc.  
London Cross Cultural Learner Centre  
London Economic Development Corporation  
London Training Centre Inc.  
March of Dimes Canada  
Middlesex County Library  
Middlesex County Social Services  
Ministry of Training, Colleges & Universities  
Ministry of Community and Social Services  
Multi-Service Centre, Tillsonbug  
Munsee Delaware Nation Employment & Training  
N'Amerind Friendship Centre  
Nokee Kwe  
Oneida Nation of the Thames  
Pathways Employment Help Centre  
Prevention and Early Intervention Program for Psychoses  
Southwestern Ontario Military Family Resource Centre  
Stepping Stones Support Services Program  
St. Patrick Adult and Continuing Learning, London District Catholic School Board  
United Way Elgin-Middlesex  
Western University  
WIL Counselling and Training for Employment  
YMCA of Western Ontario  
Youth Opportunities Unlimited

September 29, 2021

Mayor Ed Holder  
Chair, London Community Recovery Network  
City of London  
300 Dufferin Ave.  
P.O. Box 5035  
London, ON N6A 4L9

Dear Mayor Holder,

**Re: London Community Recovery Framework - Letter of Commitment**

Please accept this letter as my endorsement of the London Community Recovery Framework developed by the London Community Recovery Network (LCRN).

To date Fanshawe has weathered the pandemic well, due to careful stewardship of resources and tough decision-making. Despite these measures, Fanshawe remains constrained in its ability to invest in the future of our students and the increasing demand for new equipment and infrastructure and appreciate all government support to meet this demand. As such, we have been pleased to participate as a member of the LCRN, bringing together over 30 organizations representing social, economic, and institutional organizations from across London. We acknowledge that we must continue to work together to realize recovery and renewal from the COVID-19 pandemic.

Colleges Ontario, the organization representing the Province's 24 public colleges recently identified that in areas such as health care, advanced manufacturing, green infrastructure and digital innovation, students must be trained in advanced labs with state-of-the-art equipment. Moreover, Colleges of Ontario submitted a budget request to the Ontario government for an additional \$50-million in the College Equipment and Renewal Fund to support investments in critical infrastructure such as science and advanced manufacturing labs, digital training tools and low-carbon equipment. As President of Fanshawe College, any support that LCRN can provide to the Province to create a dedicated infrastructure fund for colleges and universities separate from municipalities or other public institutions would be greatly appreciated.

The London Community Recovery Framework serves as an expression of our community's collective intent to emerge stronger and more inclusive from the pandemic. Fanshawe continues to be a strong partner in this recovery and commits to undertaking meaningful actions to align our recovery-focused strategies, program, and initiatives with the common vision and measures expressed within the London Community Recovery Framework. Recovery and renewal for our community will require focused work in the years ahead. Fanshawe is pleased to work with the LCRN membership and the broader community to realize the common vision set out in the London Community Recovery Framework.

Sincerely,

A handwritten signature in black ink, appearing to read "P. Devlin".

Peter Devlin  
President

c. Adam Thompson, Manager, Government and External Relations, City of London

Room H1006  
1001 Fanshawe College Boulevard  
P.O. Box 7005  
London, Ontario N5Y 5R6  
Tel: 519-452-4200  
[fanshawec.ca](http://fanshawec.ca)



**HAMILTON  
ROADBIA**

Oct. 2, 2021

Mayor Ed Holder  
Chair, London Community Recovery Network  
City of London  
300 Dufferin Ave.  
P.O. Box 5035  
London, ON  
N6A 4L9

**Re: London Community Recovery Framework - Letter of Commitment**

Mayor Holder,

Please accept this letter as our complete endorsement of the London Community Recovery Framework developed by the London Community Recovery Network (LCRN).

The Hamilton Road Business Improvement Area is pleased to collaborate as a partner within this LCRN project, and help carry London through the upcoming recovery. The organizations involved represent a broad cross-section of London's small business stakeholders and the project's success is in everyone's best interest.

This collaboration process has allowed our very small BIA to punch above our weight and make a contribution to something that will have a positive effect on the whole city.

The Hamilton Road Business Improvement Area commits to participating in the London Community Recovery Framework and the renewal for our community that will certainly follow in the years ahead.

Sincerely,  
Dave Broostad  
Project Coordinator  
Bethany Majja  
Program Coordinator

c. Adam Thompson, Manager, Government and External Relations, City of London



Hyde Park Business Improvement Association  
*"Businesses Working Together to Foster a Vibrant Community"*



July 23, 2021

Mayor Ed Holder  
Chair, London Community Recovery Network  
City of London  
300 Dufferin Ave.  
P.O. Box 5035  
London, ON N6A 4L9

Re: London Community Recovery Framework - Letter of Commitment

Mayor Holder,

Please accept this letter in support of, and as our endorsement of the London Community Recovery Framework developed by the London Community Recovery Network (LCRN).

During 2020, the Hyde Park Business Improvement Association (Hyde Park BIA) was pleased to participate as a member of the LCRN working together with over 30 organizations representing social, economic, and institutional organizations from across London. As such, we strongly believe that we must continue to work together to best impact London's economic recovery and revitalization caused by the COVID-19 pandemic.

Positive impacts have been felt by many Hyde Park BIA businesses through programs implemented because of this work such as the adjusted by-laws relating to London's Outdoor Patio hours and funding to help businesses offset costs of outdoor seating to meet pandemic protocol. And ongoing, the "Stay a Little Longer" multiyear program, an exciting new partnership between Tourism London and the five BIA's across the City to increase spending across all retail and service businesses throughout the City.

The London Community Recovery Framework serves as an expression of our community's collective intent to emerge stronger and more inclusive from the pandemic. As such, the Hyde Park BIA commits to undertaking meaningful actions to align our recovery-focused strategies, programs, and initiatives with the common vision and measures expressed within the London Community Recovery Framework. Recovery and revitalizing our community will require focused work in the years ahead. The Hyde Park BIA looks forward to being invited back to the table as we continue and strengthen the work with the LCRN membership and the broader community to realize the common vision set out in the London Community Recovery Framework.

Warm Regards,

Donna Szpakowski; CEO & General Manager  
The Hyde Park Business Improvement Association

c. Adam Thompson, Manager, Government and External Relations, City of London



September 29, 2021

**London & District  
Construction  
Association**

331 Aberdeen Drive  
London ON Canada  
N5V 4S4  
Tel. 519.453.5322  
Fax. 519.453.5335  
[info@ldca.on.ca](mailto:info@ldca.on.ca)  
[www.ldca.on.ca](http://www.ldca.on.ca)

Mayor Ed Holder  
Chair, London Community Recovery Network  
City of London  
300 Dufferin Ave.  
P.O. Box 5035  
London, ON  
N6A 4L9

**Re: London Community Recovery Framework - Letter of Commitment**

**Past Presidents**

- Harry E. Hyatt, 1947
- Herb Cocker, 1948
- Howard L. Hayman, 1949
- William D. Graham, 1950
- Norman A. Putherbough, 1951-53
- Herb Cocker, 1954
- Osman Ellis, 1955
- Len E. Fenn, 1956
- G.W. Benbow, 1957
- Fred C. Ansley, 1958
- C.K. Northey, 1959
- R.F. Harris, 1960
- Robert D. McMurdo, 1961-62
- Charles J. Nolan, 1963-64
- H. Robert Hayman, 1965-66
- William A. McDougall, 1967-68
- John W. Croden, 1968-70
- John A. Whalen, 1970-72
- John A. Macdonald, 1972-73
- D.W. Anthony Evans, 1974-75
- Ernest W. Brinkman, 1976-77
- George O. Hayman, 1978-79
- Ross E. Karlson, 1980-81
- Peter B. Vancook, 1982-83
- Donald F. Dudley, 1985-86
- John W. Tindale, 1986-87
- Ian A. Stone, 1988-89
- Kenneth E. Romanuk, 1990-91
- Frank J. Baratta, 1992-93
- Peter M. Galan, 1994-95
- James A. Coates, 1996-97
- Peter Beerda, 1998-99
- Peter Hayman, 2000-01
- Jerry Fassaert, 2002-03
- Paul Masse, 2004-05
- John Rasenberg, 2006-07
- Brian Waltham, 2008-09
- Al Gordon, 2009-10
- Jim LeBer, 2011-13
- John Harris, 2014-16
- Jim Sheffield, 2016-18
- Rick Krygsman 2018-19
- Brian Hayman 2019-20
- Gerald deVries 2020-21

Mayor Holder,

Please accept this letter as our full endorsement of the London Community Recovery Framework (LCRF) developed by the London Community Recovery Network (LCRN).

The London & District Construction Association (LDCA), representing over 450 companies in the construction industry, is both pleased and honoured to participate as a member of the LCRN. The LCRN brings together over 30 organizations representing social, economic, and institutional organizations from across London. LDCA, and LCRN participants, are focused on collective action to realize the best recovery and renewal possible from the COVID-19 pandemic and its consequentially negative impacts.

LDCA is involved in two LCRN collaborative initiatives:

- a) LDCA – LHBA – LCF and LFB are renovating the common client area of the LFB to meet COVID-19 demands and help reduce food insecurity, and
- b) LDCA - LHBA and various employment agencies are implementing an internet centric “So, you want to be a Skilled Tradesperson?” series to provide interactive introductions to the construction skilled trades leading to employment.

The LCRF is our community’s collective expressed intent to emerge stronger and more inclusive from the pandemic. Recovery and renewal for London will require focussed work in the years ahead. As such, LDCA will undertake meaningful actions, individually and collectively with LCRN partners, to align our recovery-focused strategies and initiatives with the vision and measures of the LCRF.

Sincerely,

Mike Carter  
Executive Director, LDCA

c. Adam Thompson, Manager, Government and External Relations, City of London



11 Haymarket Place Phone: 519-681-1158  
London, ON N6C 3C9 Fax: 519-690-2261  
Email: ldhca@rogers.com

October 7, 2021

Mayor Ed Holder  
Chair, London Community Recovery Network  
City of London  
300 Dufferin Ave.  
P.O. Box 5035  
London, ON  
N6A 4L9

**Re: London Community Recovery Framework - Letter of Commitment**

Mayor Holder,

Please accept this letter as a full endorsement of the London Community Recovery Framework developed by the London Community Recovery Network (LCRN).

The London District Heavy Construction Association (LDHCA) has been pleased to participate as a member of the LCRN. The LCRN brings together over 30 organizations representing social, economic, and institutional organizations from across London. We acknowledge that we must continue to work together to realize recovery and renewal from the COVID-19 pandemic.

Recovery in the construction sector has been proven by stimulus funding in the last recession to be a positive impact on reducing unemployment rates and providing great returning value back to all levels of government.

The London Community Recovery Framework serves as an expression of our community's collective intent to emerge stronger and more inclusive from the pandemic. As such, the LDHCA commits to undertaking meaningful actions to align our recovery-focused strategies, program, and initiatives with the common vision and measures expressed within the London Community Recovery Framework. Recovery and renewal for our community will require focussed work in the years ahead. The LDHCA will work with the LCRN membership and the broader community to realize the common vision set out in the London Community Recovery Framework.

Sincerely,  
Kevin Aarts  
President of the LDHCA

c. Adam Thompson, Manager, Government and External Relations, City of London

Mayor Ed Holder  
Chair, London Community Recovery Network  
City of London  
300 Dufferin Ave.  
P.O. Box 5035  
London, ON  
N6A 4L9

Re: London Community Recovery Framework - Letter of Commitment

Mayor Holder,

Please accept this letter as a full endorsement of the London Community Recovery Framework developed by the London Community Recovery Network (LCRN). The London and District Labour Council has been pleased to participate as a member of the LCRN. The LCRN brings together over 30 organizations representing social, economic, and institutional organizations from across London. We acknowledge that we must continue to work together to realize recovery and renewal from the COVID-19 pandemic.

The London Community Recovery Framework serves as an expression of our community's collective intent to emerge stronger and more inclusive from the pandemic. We at the London and District Labour Council commit to undertaking meaningful actions to align our recovery-focused strategies with the common vision and measures expressed within the London Community Recovery Framework. Recovery for our community will require focussed work in the years ahead. We will continue to work with the LCRN membership and the broader community to realize the common vision set out in the London Community Recovery Framework.

Sincerely,

Patti Dalton  
London and District Labour Council

c. Adam Thompson, Manager, Government and External Relations, City of London

September 29, 2021

Phone: 519-641-1400

Fax: 519-641-1419

Mayor Ed Holder  
Chair, London Community Recovery Network  
City of London  
300 Dufferin Ave.  
P.O. Box 5035  
London, ON  
N6A 4L9

342 Commissioners Road, W.  
London, Ontario N6J 1Y3

**Re: London Community Recovery Framework - Letter of Commitment**

Mayor Holder,

Please accept this letter as a full endorsement of the London Community Recovery Framework developed by the London Community Recovery Network (LCRN).

The London and St. Thomas Association of REALTORS® (LSTAR) has been pleased to participate as a member of the LCRN. The LCRN brings together over 30 organizations representing social, economic, and institutional organizations from across London. We acknowledge that we must continue to work together to realize recovery and renewal from the COVID-19 pandemic.

The London Community Recovery Framework serves as an expression of our community's collective intent to emerge stronger and more inclusive from the pandemic. As such, LSTAR commits to undertaking meaningful actions to align our recovery-focused strategies, program, and initiatives with the common vision and measures expressed within the London Community Recovery Framework. Recovery and renewal for our community will require focused work in the years ahead. The London and St. Thomas Association of REALTORS® will work with the LCRN membership and the broader community to realize the common vision set out in the London Community Recovery Framework.

Sincerely,



Bill Madder, CRAE (he/him)  
CEO

London and St. Thomas Association of REALTORS® (LSTAR)  
Phone: 519.641.1400 x 245  
Cell: 548-788-5100  
342 Commissioners Rd W, London ON N6J 1Y3



October 5, 2021

Mayor Ed Holder  
Chair, London Community Recovery Network  
City of London  
300 Dufferin Ave., P.O. Box 5035  
London, ON N6A 4L9

**Re: Letter of Commitment for London Community Recovery Framework**

Dear Mayor Holder,

On behalf of the London Arts Council, I am writing this letter of endorsement for the London Community Recovery Framework to demonstrate London Arts Council's commitment and support.

As one of the 30 organizations representing artistic, social, economic, and institutional organizations across London, the London Arts Council understands the importance of the London Community Recovery Framework. It will make a positive contribution to the local artistic and cultural community, which was highly impacted during the pandemic. The London Arts Council acknowledges that we must continue to work together to realize recovery and renewal from the COVID-19 pandemic.

The impact of the COVID-19 Pandemic on the Canadian artistic and cultural community has been devastating. Arts organizations, venues and individual professional artists of London lost their revenue bases. Our community lost live theatre, dance, and music performances. Iconic festivals such as Sunfest and Home County Music & Art have been canceled for two years. Arts organizations and Londoners from across our community lost thousands of hours of volunteer opportunities. Our community lost the benefit of the arts to our physical, mental, and emotional well-being.

The impact on the arts sector in London has in turn affected tourism to our city. Arts organizations such as The Aeolian Hall Performing Arts Centre, the Grand Theatre, London Symphonia, and the above-mentioned festivals for example, are not only supported by audiences comprised of Londoners. London's world-class arts organizations have a significant tourism draw thus their shuttered doors have had a negative affect on the wider tourist industry.

Based on the common vision and measures explained within the framework, the London Arts Council commits to undertaking meaningful actions to align our recovery-focused strategies, programming, and initiatives. We understand that recovery and renewal within our community requires dedicated and focused work for many years to come. As such, London Arts Council is committed to working with the LCRN membership and the broader community to realize the common vision expressed through the London Community Recovery Framework.

Sincerely,

Eunju Yi (she/her)  
London Arts Council

c. Adam Thompson, Manager, Government and External Relations, City of London

**Eunju Yi (she/her)**  
**Executive Director** | London Arts Council  
267 Dundas Street, Main floor | London ON | N6A 1H2  
519.439.0013 | @LdnArtsCouncil | [www.londonarts.ca](http://www.londonarts.ca)



October 8, 2021

Mayor Ed Holder  
Chair, London Community Recovery Network  
City of London  
300 Dufferin Ave.  
P.O. Box 5035  
London, ON  
N6A 4L9

**Re: London Community Recovery Framework - Letter of Commitment**

Mayor Holder,

Please accept this letter as a full endorsement of the London Community Recovery Framework developed by the London Community Recovery Network (LCRN).

The London Chamber of Commerce has been pleased to participate as a member of the LCRN. The LCRN brings together over 30 organizations representing social, economic, and institutional organizations from across London. We acknowledge that we must continue to work together to realize recovery and renewal from the COVID-19 pandemic.

The Chamber has embarked on a substantial process to overhaul our Strategic Plan. Over the coming months, we will be engaging with members, stakeholders, and community partners to inform our work. In keeping with our commitment through the LCRN, the London Chamber of Commerce will be pursuing a greater role in building a stronger community and ensuring that London's diversity is well represented in our organization.

The London Community Recovery Framework serves as an expression of our community's collective intent to emerge stronger and more inclusive from the pandemic. As such, the London Chamber of Commerce commits to undertaking meaningful actions to align our recovery-focused strategies, program, and initiatives with the common vision and measures expressed within the London Community Recovery Framework. The London Chamber will work with the LCRN membership and the broader community to realize the common vision set out in the London Community Recovery Framework.

Sincerely,

A handwritten signature in black ink, appearing to read "Graham Henderson", is written over a faint background image of a large green leaf.

Graham Henderson  
Chief Executive Officer  
London Chamber of Commerce

c. Adam Thompson, Manager, Government and External Relations, City of London



LONDON  
COMMUNITY  
FOUNDATION

ADDRESS

Covent Garden Market  
130 King Street  
London, Ontario N6A 1C5

PHONE 519.667.1600

FAX 519.667.1615

EMAIL [info@lcf.on.ca](mailto:info@lcf.on.ca)

WEBSITE [www.lcf.on.ca](http://www.lcf.on.ca)

---

September 30, 2021

Mayor Ed Holder  
Chair, London Community Recovery Network  
City of London  
300 Dufferin Ave.  
P.O. Box 5035  
London, ON  
N6A 4L9

**Re: London Community Recovery Framework - Letter of Commitment**

Mayor Holder,

As a member of the London Community Recovery Network, I am please to endorse the framework that has been developed over the past 18 months by committed members of this group. These last two years have been challenging to say the least, and the negative impact on poverty, employment, affordable housing and mental wellness are unprecedented - all the more reason for this endorsement toward recovery and renewal measures. Change takes time, but **this is the time** we need to act with deliberate action and outcome measures.

London Community Foundation (LCF) recognized in early times of this pandemic, that prompt reaction and sustainable recovery was the only way going forward as a funder and leader in the community. We embraced collaboration and leveraged change.

LCF quickly formed a COVID-19 Response and Recovery Fund and have granted over \$2M to the community in effort to respond to immediate mitigation needs but recognized the long-term need for a continuous and coordinated recovery. This is not going to happen overnight and our community, including Middlesex County, needs a strategic renewal and recovery plan that will benefit everyone.

LCF responded quickly, in collaboration with national funders and donors, to the tragedy that occurred in early June within the Muslim Community – a horrific example of islamophobia and racism. Racism cannot exist in our community, but unfortunately seems to be emerging as a casualty directly related to all of the issues exacerbated by this pandemic.

At the beginning of 2021, we launched a new strategic plan that was built during the first year of the pandemic in 2020. Strategic plans are built multi-year for a reason. You can





LONDON  
COMMUNITY  
FOUNDATION

ADDRESS

Covent Garden Market  
130 King Street  
London, Ontario N6A 1C5

PHONE 519.667.1600

FAX 519.667.1615

EMAIL [info@lcf.on.ca](mailto:info@lcf.on.ca)

WEBSITE [www.lcf.on.ca](http://www.lcf.on.ca)

---

connect the dots behind you, but looking forward can be challenging. However, there have been trends locally, nationally and indeed internationally, that we reflect upon.

Our strategic plan for 2021-2023 is reflective of the growing needs of our communities. It addresses the need for appropriate affordable housing, mental wellness, diversity that is reflective of our community, equity and anti-racial collaboration and advocacy at all levels.

LCF is proud to be a member of the London Community Recovery Framework and will work within this network and the broader community to embrace and endorse the common vision put forward.

Sincerely,

Martha Powell  
President & CEO  
London Community Foundation

c. Adam Thompson, Manager, Government and External Relations, City of London



# LONDON DEVELOPMENT INSTITUTE

October 1, 2021

Mayor Ed Holder  
Chair, London Community Recovery Network  
City of London  
300 Dufferin Ave.  
P.O. Box 5035  
London, ON  
N6A 4L9

## **Re: London Community Recovery Framework - Letter of Commitment**

Dear Mr. Mayor

Please accept this letter as a full endorsement of the London's Community Recovery Framework as developed by the London Community Recovery Network (LCRN).

LDI was a participant and contributor in the London Community Recovery Network. We believe the collaborative effort of the over 30 community organizations participating in the LCRN will ensure the success of the Framework. We applaud the Framework's scope and ambition in leading London back to the prosperous path it was pursuing prior to the pandemic.

Our industry supports the Framework's recognition and direction in housing affordability and availability as well as employment and labour market participation.

The Framework acknowledges the fundamental need for the supply and suitability of homes that can meet the needs and affordability requirements of London residents. The economic and social recovery of London cannot happen without a stable, reliable, and affordable housing market. We will work with the City and all levels of government in striving to create public policy and programs that will deliver quality and affordable housing options for London.



# LONDON DEVELOPMENT INSTITUTE

A recovery is not possible without people having a sustainable job. Our industry was experiencing skilled and unskilled labour shortages prior to the pandemic. The last year and a half have made the situation even more difficult. We are committed to finding a job opportunity for everyone who wants one in our industry. LDI and our members will work with our partners, including those from the LCRN, to create as many employment opportunities as possible

We want to thank the Mayor and Council for the opportunity to participate in the LCRN. We are proud to be part of a City that not just talks about a problem but works to find solutions. We thank you for the opportunity to contribute to the economic and social recovery of our great City.

Sincerely,

A handwritten signature in black ink, appearing to read 'Mike Wallace', written in a cursive style.

Mike Wallace

Executive Director

London Development Institute

c. Adam Thompson, Manager, Government and External Relations, City of London

October 4, 2021

Mayor Ed Holder  
Chair, London Community Recovery Network  
City of London

**Re: London Community Recovery Framework**

Mayor Holder,

Please accept this letter as a full endorsement of the London Community Recovery Framework developed by the London Community Recovery Network (LCRN).

London Economic Development Corporation has been pleased to participate as a member of the LCRN. The LCRN brings together over 30 organizations representing social, economic, and institutional organizations from across London. We acknowledge that we must continue to work together to realize recovery and renewal from the COVID-19 pandemic. From access to transportation to places of work, childcare and affordable housing, to skills alignment, inclusion and diversity, recovery and renewal for our community will require focussed work in the years ahead.

The London Community Recovery Framework serves as an expression of our community's collective intent to emerge stronger and more inclusive from the pandemic. As such, LEDC will work with the LCRN membership and the broader community on meaningful actions to align our recovery-focused strategies, program, and initiatives with the common vision and measures expressed within the London Community Recovery Framework.

Sincerely,



Kapil Lakhotia  
President

October 4<sup>th</sup> 2021

Mayor Ed Holder  
Chair, London Community Recovery Network  
City of London  
300 Dufferin Ave. P.O. Box 5035, London, ON  
N6A 4L9

**Re: London Community Recovery Framework - Letter of Commitment**

Mayor Holder,


Please accept this letter as a full endorsement of the London Community Recovery Framework developed by the London Community Recovery Network (LCRN).

The London Environmental Network has been pleased to participate as a member of the LCRN. The LCRN brings together over 30 organizations representing social, economic, and institutional organizations from across London. We acknowledge that we must continue to work together to realize recovery and renewal from the COVID-19 pandemic.

The pandemic has delayed many environmental projects and plans, including the City's Climate Emergency Action Plan. While many environmental groups are still operating, it has been at reduced capacity as many of the environmental projects require community participation. We are hoping that the recovery process prioritizes environmental action, as we have until 2030 to drastically reduce our emissions and change our way of life, and every year lost further exacerbates climate change. We look forward to helping make climate action an essential part of the recovery process.

The London Community Recovery Framework serves as an expression of our community's collective intent to emerge stronger and more inclusive from the pandemic. As such, the London Environmental Network commits to undertaking meaningful actions to align our recovery-focused strategies, program, and initiatives with the common vision and measures expressed within the London Community Recovery Framework. Recovery and renewal for our community will require focussed work in the years ahead. The London Environmental Network will work with the LCRN membership and the broader community to realize the common vision set out in the London Community Recovery Framework.

Sincerely,



Skylar Franke  
Executive Director, London Environmental Network  
c. Adam Thompson, Manager, Government and External Relations, City of London

October 5, 2021

Mayor Ed Holder  
Chair, London Community Recovery Network  
City of London  
300 Dufferin Ave.  
P.O. Box 5035  
London, ON  
N6A 4L9

**Re: London Community Recovery Framework - Letter of Commitment**

Mayor Holder,

Please accept this letter as a full endorsement of the London Community Recovery Framework developed by the London Community Recovery Network (LCRN).

The London Home Builders' Association has been pleased to participate as a member of the LCRN. The LCRN brings together over 30 organizations representing social, economic, and institutional organizations from across London. We acknowledge that we must continue to work together to realize recovery and renewal from the COVID-19 pandemic.

Supporting the recovery from Covid-19 is of particular importance to the home building industry as we face the greatest demand ever in our industry's history while we lack the supply to meet it. This is an area we know the City can assist with and we look forward to working together to find solutions. With the City's newly implemented mandatory vaccine policy we look forward to municipal employees returning to City Hall so we can return to in person interactions with city staff.

The London Community Recovery Framework serves as an expression of our community's collective intent to emerge stronger and more inclusive from the pandemic. As such, the London Home Builders' Association commits to undertaking meaningful actions to align our recovery-focused strategies, program, and initiatives with the common vision and measures expressed within the LCR Framework. The LHBA will work with the LCRN membership and the broader community to realize the common vision set out in the London Community Recovery Framework.

Sincerely,



Jared Zaifman  
CEO – London Home Builders' Association

c. Adam Thompson, Manager, Government and External Relations, City of London

October 7, 2021

Mayor Ed Holder  
Chair, London Community Recovery Network  
City of London  
300 Dufferin Ave,  
P.O. Box 5035, London, ON, N6A 4L9

**Re: London Community Recovery Framework - Letter of Commitment**

Mayor Holder,


Please accept this letter as a full endorsement of the London Community Recovery Framework developed by the London Community Recovery Network (LCRN).

The London & Middlesex Local Immigration Partnership (LMLIP) has been pleased to participate as a member of the LCRN. The LCRN brings together over 30 organizations representing social, economic, and institutional organizations from across London. We acknowledge that we must continue to work together to realize recovery and renewal from the COVID-19 pandemic.


The LMLIP is a community initiative which supports the successful integration of immigrants to the London and Middlesex community. Immigrants are the principal source of population growth in our region. We know that immigrants and newcomers have suffered from the negative impact of the COVID-19 pandemic at a greater level than Canadian-born residents, including around employment. It is important that London and Middlesex be a welcoming community to continue to attract, integrate and retain immigrants and newcomers that recognizes and uses the full talents and skills that bring.

The London Community Recovery Framework serves as an expression of our community's collective intent to emerge stronger and more inclusive from the pandemic. As such, LMLIP is pleased to continue to support the objectives of the LCRN and to work towards ensuring that our respective goals align with respect to our recovery-focused strategies, programs, and initiatives. Recovery and renewal for our community will require focused work in the years ahead. LMLIP will work with the LCRN membership and the broader community to realize the common vision set out in the London Community Recovery Framework.

Sincerely,



Dev Sainani  
Community Co-chair



Jill Tansley  
City Co-Chair

cc. Adam Thompson, Manager, Government and External Relations, City of London

Co-led by:



Funded by:



Immigration, Refugees  
and Citizenship Canada

Financé par :

Immigration, Réfugiés  
et Citoyenneté Canada

October 5<sup>th</sup>, 2021

Mayor Ed Holder  
Chair, London Community Recovery Network  
City of London  
300 Dufferin Ave.  
P.O. Box 5035  
London, ON  
N6A 4L9

**Re: London Community Recovery Framework - Letter of Commitment**

Mayor Holder,

Please accept this letter as a full endorsement of the London Community Recovery Framework developed by the London Community Recovery Network (LCRN).

The London Region Manufacturing Council has been pleased to participate as a member of the LCRN. The LCRN brings together over 30 organizations representing social, economic, and institutional organizations from across London. We acknowledge that we must continue to work together to realize recovery and renewal from the COVID-19 pandemic.

The London Community Recovery Framework serves as an expression of our community's collective intent to emerge stronger and more inclusive from the pandemic. As such, the London Region Manufacturing Council commits to undertaking meaningful actions to align our recovery-focused strategies, program, and initiatives with the common vision and measures expressed within the London Community Recovery Framework. Recovery and renewal for our community will require focussed work in the years ahead. The London Region Manufacturing Council will work with the LCRN membership and the broader community to realize the common vision set out in the London Community Recovery Framework.

Sincerely,

Jason Bates  
GM, London Region Manufacturing Council

c. Adam Thompson, Manager, Government and External Relations, City of London



**October 6, 2021**

Mayor Ed Holder  
Chair, London Community Recovery Network  
City of London  
300 Dufferin Ave. P.O. Box 5035  
London, ON N6A 4L9

**Re: London Community Recovery Framework - Letter of Commitment**

Mayor Holder,

Please accept this letter in support of the London Community Recovery Framework developed by the London Community Recovery Network (LCRN).

The Middlesex-London Health Unit has been pleased to participate as a member of the LCRN. The LCRN brings together over 30 organizations representing social, economic, and institutional organizations from across London. We acknowledge that we must continue to work together to realize recovery and renewal from the COVID-19 pandemic.

The Middlesex-London Health Unit is committed to promoting and protecting the health of our community so that all people can reach their potential. The London Community Recovery Framework aligns with this mandate and vision. Since early 2020, while leading the COVID-19 pandemic response in the community, the Middlesex-London Health Unit has also been considering and engaging in planning related to pandemic recovery. Five priority areas for community recovery were [endorsed by the MLHU Board of Health](#) in November 2020, all of which are reflected in the London Community Recovery Framework.

The London Community Recovery Framework serves as an expression of our community's collective intent to emerge stronger and more inclusive from the pandemic. As such, the Middlesex-London Health Unit commits to undertaking meaningful actions to align our recovery-focused strategies, program, and initiatives with the common vision and measures expressed within the London Community Recovery Framework. Recovery and renewal for our community will require focused work in the years ahead. The Middlesex-London Health Unit will work with the LCRN membership and the broader community to realize the common vision set out in the London Community Recovery Framework.

Please note that a letter expressing full endorsement of the London Community Recovery Framework will be provided following the October 21<sup>st</sup> meeting of the Middlesex-London Health Unit Board of Health, pending Board of Health approval. The Health Unit is looking forward to seeing the next steps in this process, including the development of a workplan or workplans, so that the Board of Health can fully assess the implications for Health Unit work, and the degree to which the Health Unit can meet any related commitments.

Sincerely,



Emily Williams, BScN, RN, MBA  
Chief Executive Officer (Interim)  
Director, Healthy Organization



Chris Mackie, MD, MHSc, CCFP, FRCPC  
Medical Officer of Health

c. Adam Thompson, Manager, Government and External Relations, City of London

October 6, 2021

Mayor Ed Holder  
Chair, London Community Recovery Network  
City of London  
300 Dufferin Ave.  
P.O. Box 5035  
London, ON  
N6A 4L9

**Re: London Community Recovery Framework - Letter of Commitment**

Mayor Holder,

Please accept this letter as a full endorsement of the London Community Recovery Framework developed by the London Community Recovery Network (LCRN).

The N'Amerind Friendship Centre has been pleased to participate as a member of the LCRN. The LCRN brings together over 30 organizations representing social, economic, and institutional organizations from across London. We acknowledge that we must continue to work together to realize recovery and renewal from the COVID-19 pandemic.

The London Community Recovery Framework serves as an expression of our community's collective intent to emerge stronger and more inclusive from the pandemic. As such, N'Amerind Friendship Centre commits to undertaking meaningful actions to align our recovery-focused strategies, program, and initiatives with the common vision and measures expressed within the London Community Recovery Framework. Recovery and renewal for our community will require focussed work in the years ahead. The N'Amerind Friendship Centre will work with the LCRN membership and the broader community to realize the common vision set out in the London Community Recovery Framework.

Sincerely,

Al Day  
Executive Director,  
N'Amerind Friendship Centre

c. Adam Thompson, Manager, Government and External Relations, City of London



September 29, 2021

Mayor Ed Holder  
Chair, London Community Recovery Network  
City of London  
300 Dufferin Ave.  
P.O. Box 5035  
London, ON  
N6A 4L9

Re: London Community Recovery Framework - Letter of Commitment

Mayor Holder,

We are pleased to provide this letter in support of the London Community Recovery Framework developed by the London Community Recovery Network (LCRN).

The London Small Business Centre uniquely serves on the social and economic fronts of community development. The largest segment of our membership is people looking to improve their quality of life. Often these are minority and marginalized populations who feel pushed into self-employment. On the other end of our membership spectrum are employer businesses, many of whom are classified as “main street” businesses. Both these groups have been impacted significantly by Covid. We are pleased that the LCRN has brought over 30 social, economic, and institutional organizations from across London together, and recognizes that the social and economic challenges facing our community are interconnected and require collective and cooperative effort.

The London Community Recovery Framework (LCRF) serves as an expression of our community’s collective intent to emerge stronger and become more inclusive following the pandemic. It will require focused work in the years ahead, and a belief that the vision laid out in the LCRF is achievable. The London Small Business Centre is committed to the vision and will undertake meaningful actions to align our recovery-focused strategies, programs, and initiatives to meet the goals of the London Community Recovery Framework.

Sincerely,

A handwritten signature in black ink that reads "Steve Pellarin".

Steve Pellarin, Executive Director

c. Adam Thompson, Manager, Government and External Relations, City of London

**Office of the President**  
St. Joseph's Health Care London  
PO Box 5777, STN B  
London, ON N6A 4V2  
T: 519 646-6100 ext. 64200  
F: 519 646-6054  
www.sjhc.london.on.ca

October 5, 2021

Mayor Ed Holder  
Chair, London Community Recovery Network  
City of London  
300 Dufferin Ave. P.O. Box 5035  
London, ON N6A 4L9

Re: London Community Recovery Framework - Letter of Commitment

Mayor Holder,

Please accept this letter as a full endorsement of the London Community Recovery Framework developed by the London Community Recovery Network (LCRN).

St. Joseph's Health Care London has been pleased to participate as a member of the LCRN. The LCRN brings together over 30 organizations representing social, economic, and institutional organizations from across London. We acknowledge that we must continue to work together to realize recovery and renewal from the COVID-19 pandemic.

The London Community Recovery Framework serves as an expression of our community's collective intent to emerge stronger and more inclusive from the pandemic. As such, St. Joseph's commits to undertaking meaningful actions to align our recovery-focused strategies, program, and initiatives with the common vision and measures expressed within the London Community Recovery Framework. Recovery and renewal for our community will require focused work in the years ahead. St. Joseph's will work with the LCRN membership and the broader community to realize the common vision set out in the London Community Recovery Framework.

Sincerely,



Roy Butler, PhD  
President and Chief Executive Officer

c. Adam Thompson, Manager, Government and External Relations, City of London

CARING FOR THE BODY, MIND & SPIRIT SINCE 1869

---

Renowned for compassionate care, St. Joseph's is one of the best academic health care organizations in Canada dedicated to helping people live to their fullest by minimizing the effects of injury, disease and disability through excellence in care, teaching and research.



sjhc.london.on.ca

October 4, 2021

Mayor Ed Holder  
Chair, London Community Recovery Network  
City of London  
300 Dufferin Ave.  
P.O. Box 5035  
London, ON  
N6A 4L9

**Re: London Community Recovery Framework - Letter of Commitment**

Mayor Holder,

Please accept this letter as a full endorsement of the London Community Recovery Framework developed by the London Community Recovery Network (LCRN).

TechAlliance of Southwestern Ontario and members of our Board of Directors, representing some of Ontario's most promising startups and fastest growing technology companies, have steadfastly contributed to The Mayor's Economic Impact & Recovery Taskforce, London Community Recovery Network and the LCRN Community Priority Action Tables. The LCRN brings together over 30 organizations representing social, economic, and institutional organizations from across London. We acknowledge that we must continue to work together to realize recovery and renewal from the COVID-19 pandemic, and we believe that world-class innovators in London, ON are prepared to do the same.

The London Community Recovery Framework serves as an expression of our community's collective intent to emerge stronger and more inclusive from the pandemic. As such, TechAlliance will fuel community participation with the launch of London's Innovation Challenge – activating solutions by innovators for London's pandemic challenges including business prosperity and reimagining systems for people.

Aligning with the London Community Recovery Framework, TechAlliance commits to ongoing engagement with the LCRN and the broader community to realize the common vision set out in the framework.

Sincerely,



Christina Fox  
Chief Executive Officer  
TechAlliance of Southwestern Ontario

c. Adam Thompson, Manager, Government and External Relations, City of London

October 7, 2021

Mayor Ed Holder  
Chair, London Community Recovery Network  
City of London  
300 Dufferin Ave.  
P.O. Box 5035  
London, ON N6A 4L9

**Re: London Community Recovery Framework - Letter of Commitment**

Mayor Holder,

Please accept this letter as a full endorsement of the London Community Recovery Framework developed by the London Community Recovery Network (LCRN).

Tourism London has been pleased to participate as a member of the LCRN. The LCRN brings together over 30 organizations representing social, economic and institutional organizations from across London. We acknowledge that we must continue to work together to realize recovery and renewal from the COVID-19 pandemic.

The tourism industry was the hardest hit by the COVID-19 pandemic and will be one of the last to fully recover. Yet already we are starting to see the light at the end of this long, dark tunnel. Hotel occupancy rates are rising, capacity restrictions are easing allowing for the great events that London is known for to take place, and restaurateurs have been able to safely serve folks in our community and region because of implementations such as the vaccine passport. Tourism has been recognized as an economic driver for the City of London and will be a key industry for the city's fulsome recovery. It is because of recovery efforts like the LCRN that we will thrive on the other side of these trying times.

The London Community Recovery Framework serves as an expression of our community's collective intent to emerge stronger and more inclusive from the pandemic. As such, Tourism London commits to undertaking meaningful actions to align our recovery-focused strategies, program and initiatives with the common vision and measures expressed within the London Community Recovery Framework. Recovery and renewal for our community will require focused work in the years ahead. Tourism London will work with the LCRN membership and the broader community to realize the common vision set out in the London Community Recovery Framework.

Sincerely,



Cheryl Finn  
General Manager  
Tourism London

c. Adam Thompson, Manager, Government and External Relations, City of London

Mayor Ed Holder, Chair, London Community Recovery Network  
City of London  
300 Dufferin Ave.  
P.O. Box 5035  
London, ON N6A 4L9

1 October 2021

Re: London Community Recovery Framework

Dear Mayor Holder:

Please accept this letter as a full endorsement by United Way Elgin Middlesex of the London Community Recovery Framework developed by the London Community Recovery Network (LCRN).

As we plan London's recovery from the COVID-19 pandemic, we must address deepening poverty and the systemic inequities, racism and discrimination that keep opportunity and success from equity-seeking people in our community. Many Londoners have lost their jobs. Those working essential jobs are at an increased risk of infection—with many of those same workers lacking access to paid sick leave. Food insecurity continues to rise, and the housing crisis is getting worse. Social isolation has increased the severity and intensity of gender-based violence. United Way Elgin Middlesex is working to ensure a fair and equitable recovery through funding for social services, advocacy and collaborating with community partners on recovery initiatives.

United Way Elgin Middlesex commits to undertaking meaningful actions to align our upcoming 2022-2025 strategic plan and other recovery-focused strategies and initiatives with the shared vision and measures expressed within the London Community Recovery Framework. Recovery and renewal for our community will require focussed collaborative work in the years ahead. United Way Elgin Middlesex commits to working with the LCRN membership and the broader community to realize the common vision of emerging from the COVID-19 pandemic as a stronger and more inclusive community.

United Way Elgin Middlesex has been pleased to participate as a member of the LCRN and work with more than 30 local organizations representing the social and economic sectors work in London. We look forward to our continued work together to implement the LCRN Framework and achieve recovery and renewal from the COVID-19 pandemic.

Sincerely,



Kelly Ziegner, President & CEO  
United Way Elgin Middlesex

cc: Adam Thompson, Manager, Government and External Relations, City of London  
Eric Mallory, Chair, Board of Directors, United Way Elgin Middlesex

October 4<sup>th</sup> 2021

Mayor Ed Holder  
Chair, London Community Recovery Network  
City of London  
300 Dufferin Ave. P.O. Box 5035, London, ON  
N6A 4L9

**Re: London Community Recovery Framework - Letter of Commitment**

Mayor Holder,

Please accept this letter as a full endorsement of the London Community Recovery Framework developed by the London Community Recovery Network (LCRN).

The Urban League of London has been pleased to participate as a member of the LCRN. The LCRN brings together over 30 organizations representing social, economic, and institutional organizations from across London. We acknowledge that we must continue to work together to realize recovery and renewal from the COVID-19 pandemic.

The pandemic has greatly impacted our communities across the city. At the beginning of the pandemic, the League assisted our members in setting up Neighbourhood Pods, which were groups of neighbours willing to pitch in and help out their neighbours in various ways (like going to the grocery store). These Pods were based on the concept of mutual aid networks, which are where individuals help one another in the spirit of altruism. Neighbours ventured outside more often and we heard from the community that natural areas like parks became a sought after resource. In many ways, the pandemic shone a light on existing issues, but also offered an opportunity for neighbours to get to know their community and neighbourhood.

We know that before the pandemic, resources were distributed unequally across our city. Access to affordable and quick transit, access to parks and trails for walking and green space for those in high-rise developments are all resources that we heard were needed from the community. We also know that those without a home, without neighbours, were the hardest hit during the pandemic, and applaud the efforts of local agencies and the City to address the housing and opioid crisis with new innovative solutions. We were happy to see washroom and water access prioritized in the roundtables. All residents of London should live within a community of neighbours and have access to the resources they need to thrive.

We are eager to continue to support the community and the city in the recovery process, encouraging the building of complete neighbourhoods. As well as supporting the implementation of the London Plan to develop inwards and upwards while still providing equitable access to community resources.





The London Community Recovery Framework serves as an expression of our community's collective intent to emerge stronger and more inclusive from the pandemic. As such, the Urban League of London commits to undertaking meaningful actions to align our recovery-focused strategies, program, and initiatives with the common vision and measures expressed within the London Community Recovery Framework. Recovery and renewal for our community will require focussed work in the years ahead. The London Environmental Network will work with the LCRN membership and the broader community to realize the common vision set out in the London Community Recovery Framework.

Sincerely,

A handwritten signature in black ink that reads "Skylar Franke".

Skylar Franke  
President, Urban League of London  
c. Adam Thompson, Manager, Government and External Relations, City of London

October 6, 2021

Mayor Ed Holder  
Chair, London Community Recovery Network  
City of London  
300 Dufferin Ave.  
P.O. Box 5035  
London, ON  
N6A 4L9

**Re: London Community Recovery Framework - Letter of Commitment**

Mayor Holder,

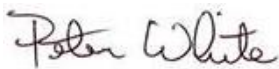
Please accept this letter as a full endorsement of the London Community Recovery Framework developed by the London Community Recovery Network (LCRN).

Western University has been pleased to participate as a member of the LCRN. The LCRN brings together over 30 organizations representing social, economic, and institutional organizations from across London. We acknowledge that we must continue to work together to realize recovery and renewal from the COVID-19 pandemic.

Western university recently released its 2021 Strategic Plan with bold initiatives designed to foster a more prosperous community. Western is committed to serving the public good through investments in world leading research, infrastructure, and community building. The university has significant infrastructure projects underway that will positively impact economic growth within the city. And its investments in research and infrastructure will allow Western to continue to increase enrollment and attract more international students. Western has strategic growth targets underway that will provide ongoing economic impact in London. The university is pleased to continue this important work with the LCRN.

The London Community Recovery Framework serves as an expression of our community's collective intent to emerge stronger and more inclusive from the pandemic. As such, Western commits to undertaking meaningful actions to align our recovery-focused strategies, program, and initiatives with the common vision and measures expressed within the London Community Recovery Framework. Recovery and renewal for our community will require focussed work in the years ahead. Western will work with the LCRN membership and the broader community to realize the common vision set out in the London Community Recovery Framework.

Sincerely,



Peter White  
Executive Director, Government Relations & Strategic Partnerships  
Western University  
1151 Richmond St  
London, ON N6A 3K7

c. Adam Thompson, Manager, Government and External Relations, City of London

6 October, 2021

Mayor Ed Holder  
Chair, London Community Recovery Network  
City of London  
300 Dufferin Ave.  
P.O. Box 5035  
London, ON  
N6A 4L9

**Re: London Community Recovery Framework - Letter of Commitment**

Mayor Holder,

Please accept this letter as a full endorsement of the London Community Recovery Framework developed by the London Community Recovery Network (LCRN).

Young London has been pleased to participate as a member of the LCRN. The LCRN brings together over 30 organizations representing social, economic, and institutional organizations from across London. We acknowledge that we must continue to work together to realize recovery and renewal from the COVID-19 pandemic.

As an organization, we strive to support young people to participate in all levels of leadership. Our involvement in the LCRN ensures young voices have a seat at the table throughout our shared work towards recovery. Many of the focus areas in the framework reflect the issues we hear young Londoners are passionate about and hope to see action on at neighbourhood, community, and city level. We are particularly excited to leverage our experience in supporting educational attainment, community engagement and belonging, and the anti-racism and anti-oppression focus areas of the framework.

The London Community Recovery Framework serves as an expression of our community's collective intent to emerge stronger and more inclusive from the pandemic. As such, we commit to undertaking meaningful actions to align our recovery-focused strategies, program, and initiatives with the common vision and measures expressed within the London Community Recovery Framework. Recovery and renewal for our community will require focused work in the years ahead. Young London will work with the LCRN membership and the broader community to realize the common vision set out in the London Community Recovery Framework.

Sincerely,

Jayne Archibald (they/she)  
Executive Director, Young London  
201 King St. London ON N6A 1C9  
519.868.6369

c. Adam Thompson, Manager, Government and External Relations, City of London

London Community Recovery Network  
Additional Letters of Support

October 6, 2021

Mayor Ed Holder  
Chair, London Community Recovery Network  
City of London  
300 Dufferin Ave.  
P.O. Box 5035  
London, ON N6A 4L9

**Re: London Community Recovery Framework - Letter of Commitment**

Mayor Holder,

Please accept this letter as a full endorsement of the London Community Recovery Framework developed by the London Community Recovery Network (LCRN).

We have found it heartening to see common purpose bring more than 30 organizations from every sector, including health, together to contribute to this framework. It has also been sobering to see the effects the pandemic has had in every part of our city. We are grateful for the opportunity to have participated and contributed to such a purposeful plan that, while it will not return us to a pre-pandemic world, will place us on a solid footing for recovery and renewal.

London has seen almost 13,000 people become infected with COVID-19 since the beginning of the pandemic (MLHU dashboard, as at September 29, 2021). It has stressed the health system as never before. As we move through a fourth wave, we are acutely aware of the need to continue to respond to the pandemic, while at the same time plan for the recovery not only of our health system capacity but also our community. We look forward to doing our part.

To that end, we will use the vision and strategies expressed in the framework to guide our own recovery work, which in turn forms part of the overarching provincial health sector recovery initiatives planned and/or underway. We are eager to see a strong, vibrant London once more and commit to working towards that goal.

Sincerely,

A handwritten signature in black ink, appearing to read 'P. McIvor'.

Paul McIvor  
Chief Corporate Communications Officer  
London Health Sciences Centre

c. Adam Thompson, Manager, Government and External Relations, City of London



October 1, 2021

Mayor Ed Holder  
Chair, London Community Recovery Network  
City of London  
300 Dufferin Ave.  
P.O. Box 5035  
London, ON  
N6A 4L9

**Re: London Community Recovery Framework - Letter of Commitment**

Mayor Holder,

Please accept this letter as a full endorsement of the London Community Recovery Framework developed by the London Community Recovery Network (LCRN).

The London Public Library (Library) has been pleased to participate as a member of the LCRN. The LCRN brings together over 30 organizations representing social, economic, and institutional organizations from across London. We acknowledge that we must continue to work together to realize recovery and renewal from the COVID-19 pandemic.

As we look forward to the end of the pandemic, Londoners will be clamoring for connections and for civic culture and the Library's role as a conduit will never be more in need. We will continue to strengthen our partnerships to bring awareness to social issues, environmental issues and to support literacy and culture.

The London Community Recovery Framework serves as an expression of our community's collective intent to emerge stronger and more inclusive from the pandemic. As such, the Library commits to undertaking meaningful actions to align our recovery-focused strategies, program, and initiatives with the common vision and measures expressed within the London Community Recovery Framework. Recovery and renewal for our community will require focussed work in the years ahead. The Library will work with the LCRN membership and the broader community to realize the common vision set out in the London Community Recovery Framework.

Sincerely,

A handwritten signature in black ink, appearing to read "Michael Ciccone". The signature is fluid and cursive, with a long horizontal stroke at the end.

Michael Ciccone  
CEO and Chief Librarian, London Public Librar

c. Adam Thompson, Manager, Government and External Relations, City of London

October 8, 2021

Mayor Ed Holder  
Chair, London Community Recovery Network  
City of London  
300 Dufferin Ave.  
P.O. Box 5035  
London, ON  
N6A 4L9

**Re: London Community Recovery Framework - Letter of Commitment**

Mayor Holder,

Please accept this letter as endorsement of the London Community Recovery Framework developed by the London Community Recovery Network (LCRN).

The Old East Village BIA has contributed as members on various LCRN Priority Action Tables including co-chairing the Action Table focused on the Recovery of the City's Core Area and a participating member of the Streamlining Collaborative Efforts among Businesses, Organizations and Governments. The LCRN brings together over 30 organizations representing social, economic, and institutional organizations from across London. We acknowledge that we must continue to work together to realize recovery and renewal from the COVID-19 pandemic.

Main Street small businesses have been hit extraordinarily hard during the pandemic. Additionally, the city's tourism, culture, arts, entertainment and sports sectors, predominantly located in the City's Core Area, were among the first to feel the pandemic's impacts due to closures. In addition to these impacts, COVID-19 has exacerbated social, mental health and homelessness issues in the Core Area. Such issues challenge Old East Village small businesses, in collaboration with the BIA to establish greater vibrancy and increase foot traffic to the area.

The London Community Recovery Framework will help our community emerge stronger and more inclusive from the pandemic. As such, Old East Village plans to undertake meaningful actions, some of which align well with recovery-focused strategies and initiatives expressed within the London Community Recovery Framework. Old East Village BIA will work with the LCRN membership and the broader community to realize the common vision set out in this framework.

Sincerely,

Jennifer Pastorius  
General Manager

c. Adam Thompson, Manager, Government and External Relations, City of London





October 14, 2021

Mayor Ed Holder  
Chair, London Community Recovery Network  
City of London  
300 Dufferin Ave.  
P.O. Box 5035  
London, ON N6A 4L9

**RE: London Community Recovery Framework - Letter of Commitment**

Mayor Holder,

Please accept this letter as an endorsement of the London Community Recovery Framework developed by the London Community Recovery Network (LCRN).

Pillar Nonprofit Network has been pleased to participate as a member of the LCRN. As one of over 30 organizations representing social, economic, and institutional organizations from across London who participated in this network, we acknowledge and appreciate the work we must do together to realize recovery and renewal from the COVID-19 pandemic.

The London Community Recovery Framework serves as an expression of our community's collective intent to emerge stronger and more inclusive from the pandemic. Within this shared work, Pillar Nonprofit Network commits to communicating the stories, concerns and perspectives of people who experience social and economic exclusion; stories which will augment the shared measures outlined in the London Community Recovery Framework.

Recovery and renewal for our community will require focussed work in the years ahead. Pillar Nonprofit Network will work with the LCRN membership and the broader community to realize the common vision set out in the London Community Recovery Framework.

Sincerely,

A handwritten signature in black ink, appearing to read "Mojdeh Cox". The signature is fluid and cursive, with the first name being more prominent.

Mojdeh Cox  
Executive Director  
Pillar Nonprofit Network

c. Adam Thompson, Manager, Government and External Relations, City of London

# **Diversity, Inclusion and Anti-Oppression Advisory Committee**

## **Report**

The 6th Meeting of the Diversity, Inclusion and Anti-Oppression Advisory Committee  
September 24, 2021

Advisory Committee Virtual Meeting – during the COVID-19 Emergency

Attendance                      PRESENT: M. Buzzelli (Chair), H. Abu Kakry, M. Alder, C. DuHasky, W. Khouri, C. Maciel, B. Madigan, and M. Mlotha; A. Pascual (Committee Clerk).

ABSENT: N. Al-Farawi, K Arnold, and B. Hill.

ALSO PRESENT: F. Andrighetti, S. Bressette, A. Husain, K. Koltun, R. Morris, I. Silver, B. Westlake-Power, and E. Yi.

The meeting was called to order at 12:02 PM; it being noted that the following Members were in remote attendance: H. Abu Kakry, M. Alder, M. Buzzelli, C. DuHasky, W. Khouri, C. Maciel, B. Madigan, and M. Mlotha

### **1. Call to Order**

#### 1.1 Disclosures of Pecuniary Interest

That it BE NOTED that no pecuniary interests were disclosed.

#### 1.2 Election of Vice-Chair for the remainder of the current term

That it BE NOTED that the Election of Vice-Chair for the remainder of the current term was postponed to next Diversity, Inclusion and Anti-Oppression Advisory Committee meeting.

### **2. Opening Ceremonies**

#### 2.1 Acknowledgement of Indigenous Lands

That it BE NOTED that the meeting was opened with an Acknowledgement of Indigenous Lands by C. DuHasky.

#### 2.2 Traditional Opening

That it BE NOTED that no Traditional Opening was received.

### **3. Scheduled Items**

#### 3.1 London Arts Council Initiatives

That it BE NOTED that the presentation, as appended to the agenda, from E. Yi and S. Bressette, London Arts Council, was received.

#### 3.2 Black Community Liaison Advisor Introduction

That it BE NOTED that R. Morris, Director, Anti Racism and Anti-Oppression Unit, provided a verbal update with respect to the introduction of the new Black Community Liaison Advisor; it being noted that Y. Asare-Bediako was unable to be in attendance at this meeting.

#### **4. Consent**

##### **4.1 5th Report of the Diversity, Inclusion and Anti-Oppression Advisory Committee**

That it BE NOTED that the 5th Report of the Diversity, Inclusion and Anti-Oppression Advisory Committee, from its meeting held on August 19, 2021, was received.

##### **4.2 Discrimination Experienced by Immigrants, Visible Minorities and Indigenous Peoples in London and Middlesex, An Empirical Study by the London and Middlesex Local Immigration Partnership**

That it BE NOTED that the staff report dated September 21, 2021, from K. Dickins, Deputy City Manager, Social and Health Development, entitled "Discrimination Experienced by Immigrants, Visible Minorities and Indigenous Peoples in London and Middlesex, An Empirical Study by the London and Middlesex Local Immigration Partnership", was received.

#### **5. Sub-Committees and Working Groups**

##### **5.1 Awards and Recognition Sub-Committee**

That it BE NOTED that A. Hussain provided a verbal update with respect to the Awards and Recognition Sub-Committee; it being noted that the Diversity, Inclusion and Anti-Oppression Advisory Committee also held a general discussion with respect to the 2022 Mayor's New Year's Honour List.

##### **5.2 Education and Awareness Sub-Committee**

That it BE NOTED that no report was received from the Education and Awareness Sub-Committee.

##### **5.3 Policy and Planning Sub-Committee**

That it BE NOTED that M. Buzzelli provided a verbal update with respect to the Policy and Planning Sub-Committee; it being noted that the Diversity, Inclusion and Anti-Oppression Advisory Committee held a general discussion with respect to the Policy and Planning Sub-Committee Final Report.

##### **5.4 Community Diversity and Inclusion Strategy**

That it BE NOTED that no report was received from the Community Diversity and Inclusion Strategy.

#### **7. Adjournment**

The meeting stood adjourned at 1:04 PM due to lack of quorum.

# **Diversity, Inclusion and Anti-Oppression Advisory Committee Report**

The 7th Special Meeting of the Diversity, Inclusion and Anti-Oppression Advisory  
Committee  
October 1, 2021  
Advisory Committee Virtual Meeting – during the COVID-19 Emergency

Attendance                      PRESENT: M. Buzzelli (Chair), M. Alder, K. Arnold, C.  
DuHasky, C. Maciel, B. Madigan, and M. Mlotha; A. Pascual  
(Committee Clerk).

ABSENT: H. Abu Karky, N. Al-Farawi, B. Hill, and W. Khouri.

ALSO PRESENT: J. Bunn

The meeting was called to order at 12:04 PM; it being noted that  
the following Members were in remote attendance: M. Alder, K.  
Arnold, M. Buzzelli, C. DuHasky, C. Maciel, B. Madigan, and M.  
Mlotha.

## **1. Call to Order**

### 1.1 Disclosures of Pecuniary Interest

That it BE NOTED that no pecuniary interests were disclosed.

## **2. Opening Ceremonies**

### 2.1 Acknowledgement of Indigenous Lands

That it BE NOTED that the meeting was opened with an  
Acknowledgement of Indigenous Lands by C. DuHasky.

### 2.2 Traditional Opening

That it BE NOTED that no Traditional Opening was received.

## **3. Confidential**

### 3.1 Personal Matters/Identifiable Individual

That it BE NOTED that the Diversity, Inclusion and Anti-Oppression  
Advisory Committee did not convene In Closed Session.

## **4. (ADDED) Additional Business**

### 4.1 (ADDED) DIAAC Representative to the Community Diversity and Inclusion Strategy Leadership Table

That R. Morris, Director, Anti Racism and Anti-Oppressions Unit, BE  
ADVISED that Beverley Madigan was assigned as the Diversity, Inclusion  
and Anti-Oppression Advisory Committee Representative to attend the  
Community Diversity and Inclusion Strategy (CDIS) Leadership Table  
meeting to be held on October 7, 2021.

## **5. Adjournment**

The meeting adjourned at 12:17 PM.



Cathy Saunders  
City Clerk  
City of London

October 4, 2021

Dear Cathy,

This letter is to inform City Council that Dan Eminger (Tint Factory) has resigned from the Board at the Argyle Business Improvement Association.

Please have Council approve the new appointment to the Argyle Business Improvement Association's Board of Management as follows:

\*Robert Aiken, Owner of Music Central Entertainment

Sincerely,

Randy Sidhu  
Executive Director

## Report to Strategic Priorities and Policy Committee

**To:** Chair and Members  
Strategic Priorities and Policy Committee  
**From:** Cathy Saunders, City Clerk  
**Subject:** Amendments to the Various Fees and Charges By-law  
**Meeting on:** October 19, 2021  
Public Participation Meeting

### Recommendation

That, on the recommendation of the City Clerk, with the concurrence of the Deputy City Manager, Finance Supports, the following actions be taken with respect to proposed amendments to the Various Fees and Charges By-law:

- a) the attached proposed by-law (Appendix “A”) being “A by-law to provide for Various Fees and Charges and to repeal By-law A-56, as amended, being “A by-law to provide for Various Fees and Charges” to add and adjust certain fees and charges for services or activities provided by the City of London”, BE INTRODUCED at the Municipal Council meeting to be held on October 26, 2021;
- b) subject to the approval of a) above, the attached proposed by-law (Appendix “B”) being “A by-law to amend By-law No. PH-3, as amended, being “A by-law to provide for the Regulation, Restriction and Prohibition of the Keeping of Animals in the City of London” to remove all references to fees and charges related to services provided for in the by-law”, BE INTRODUCED at the Municipal Council meeting to be held on October 26, 2021;
- c) subject to the approval of a) above, the attached proposed by-law (Appendix “C”) being “A by-law to amend By-law No. PH-4, as amended, being “A by-law to provide for the Regulation, Restriction and Prohibition of the Keeping and the Running at Large of Dogs in the City of London” to remove all references to fees and charges related to services provided for in the by-law”, BE INTRODUCED at the Municipal Council meeting to be held on October 26, 2021; and,
- d) subject to the approval of a) above, the attached proposed by-law (Appendix “D”) being “A by-law to amend By-law No. PH-5, as amended, being “A by-law to provide for the Appointment of a Poundkeeper and to Regulate the Public Pound to remove all references to fees and charges related to services provided for in the by-law”, BE INTRODUCED at the Municipal Council meeting to be held on October 26, 2021.

### Executive Summary

Each year, the Civic Administration reviews the Various Fees and Charges By-law to ensure that user fees reflect the costs of providing City services to the public. Section 2 of this report outlines the areas where changes to fees and charges are being proposed. The status of each fee is noted in the Schedules, which have been reformatted to comply with *Accessibility for Ontarians with Disabilities Act* (AODA) requirements.

In addition, fees and charges that are currently set out in the three Animal Control related By-laws, PH-3, PH-4 and PH-5 are proposed to now be incorporated into the Various Fees and Charges By-law.

## Analysis

### 1.0 Background Information

#### 1.1 Previous Reports Related to this Matter

- Strategic Priorities and Policy Committee, October 28, 2019 – “Amendments to Consolidated Fees and Charges By-law”
- Strategic Priorities and Policy Committee, February 4, 2020 – “City of London Service Review: Review of Municipal User Fees”
- Strategic Priorities and Policy Committee, October 20, 2020 – “Amendments to Consolidated Fees and Charges By-Law”

#### 1.2 Legislative Context

Section 391(1) of the *Municipal Act, 2001*, S.O. 2001, c.25, authorizes a municipality to impose fees or charges on persons,

- (a) for services or activities provided or done by or on behalf of it;
- (b) for costs payable by it for services or activities provided or done by or on behalf of any other municipality or any local board; and
- (c) for the use of its property including property under its control.

On November 12, 2019, the Municipal Council enacted Fees and Charges By-law A-55 which represented the Municipality’s second multi-year Fees and Charges By-law. A multi-year Fees and Charges By-law aligns with the Municipal Council’s 2020-2023 Multi-Year Budget, allowing the Municipality and the public to be aware of any potential future changes to fees and charges related to the provision of service.

Amendments to the fees and charges for 2021 through 2023 were enacted by Municipal Council with the Fees and Charges By-Law A-56 on October 27, 2020.

The Civic Administration is bringing forward for the Municipal Council’s consideration, the attached proposed multi-year Fees and Charges By-law (Appendix “A”) for 2022 and 2023, to coincide with the term of the 2020-2023 Multi-Year Budget.

#### 1.3 New Schedule Format – AODA Compliant

Since the By-law was last amended, the format of the Fees and Charges Schedules has been updated to be complaint with the *Accessibility for Ontarians with Disabilities Act* (AODA), and to work with a screen reader. Each fee name includes the heading the category and the specific fee, and each fee effective date is listed on its own line.

### 2.0 Discussion and Considerations

#### 2.1 Summary of 2022-2023 Proposed Changes to Fees and Charges

Schedules 1 and 2 to the attached proposed by-law (Appendix “A”) sets out the proposed 2022 and 2023 (respectively) fees and charges for each service area. On Schedules 1 and 2 to the proposed by-law, the nature of the change proposed for each fee is indicated in the Status column: unchanged, increased, new, or discontinued. The Status column refers to the proposed fee relative to the multi-year Fees and Charges By-law enacted by Municipal Council on October 27, 2021.

New fees are being proposed in Building Approvals, Animal Services, By-Law Enforcement and Property Standards.

Increased fees are being proposed in Garbage, Recycling & Composting, Building Approvals, Development Services, Animal Services, Fire Services, and Parking (Park and Ride).

A decreased fee is being proposed for composters and digesters, while the proposed discontinued fees are: Rental Residential Licencing Appeal Fee; Traffic Control & Lighting, Flashers Barricade; and several fees in Low Income Subsidized Spay/Neuter & Approved Fostering Organization Program Fees for Dogs and Cats.

Rationales for the proposed changes are summarized below.

### **Environmental Services, Garbage, Recycling and Composting**

The Recycling and Composting: Composters and Digesters fee is proposed to be decreased from \$35 to \$20 in 2022, in response to an Action Item in the 60% Waste Diversion Action Plan. This reduction is proposed to be continued in 2023.

1. Recycling and Composting: Composters and Digesters Unit Decrease Jan. 1/22 \$20.00

In addition, four increases to offset inflationary costs are proposed for 2022 in Recycling and Composting for Recycling Carts, and in Garbage Collection and Disposal, Drop-off Depot Fees, Renovation Materials. These proposed 2022 increases are proposed to remain in effect for 2023 with no further increases being proposed.

1. Recycling and Composting: Recycling Carts Cart Increase Jan. 1/22 \$90.00
2. Garbage Collection and Disposal, Drop-off Depot Fees, Renovation Materials: Small Load N/A Increase Jan. 1/22 \$27.00
3. Garbage Collection and Disposal, Drop-off Depot Fees, Renovation Materials: Car Load N/A Increase Jan. 1/22 \$54.00
4. Garbage Collection and Disposal, Drop-off Depot Fees, Renovation Materials: Truck, Van, Small Trailer Load N/A Increase Jan. 1/22 \$75.00

### **Planning and Development, Development Services**

The Civic Administration is recommending fee increases for all planning and development applications, with increases generally at 15%. The fees were last reviewed in 2018.

It had been intended that a comprehensive fees review would be undertaken in 2020 in response to recommendations arising from previous internal audit reviews and the Service Review undertaken by KPMG. However, due to the impacts of COVID-19 on the development sector, the Civic Administration deferred the fees review in 2020 and in 2021. The comprehensive fees review will be undertaken in 2022.

As part of the above-noted review, Hemson Consulting has been retained to assist with the comprehensive review to conduct analysis related to staffing costs for application review, indirect costs and comparative municipal planning and development fees. The review will result in a suggested range of service cost recovery from user fees for Council's consideration.

In addition, new fees to register and deregister Building Code Orders are proposed in 2022 (and continued in 2023) to cover the costs associated with issuing an order for a building code violation.

There are a number of proposed fee changes that are outlined in Schedules 1 and 2 of the proposed attached by-law (Appendix "A")

### **Protective Services, Animal Services**

Many of the Fees and Charges for Animal Services are proposed to be increased in 2022 and 2023. Only 14 fees remain unchanged in this service area. The proposed fee increases reflect the cost of services, supplies and equipment. The last fee increases occurred in 2017.



Additional proposed amendments include discontinuing fees for services that are no longer offered and adding fees for new services offered, such as new medications and treatments for animals.

Schedule 1 attached to the proposed by-law sets out the 2022 Fees and Charges – Protective Services. These changes are proposed to continue in 2023 and are reflected in the attached Schedule 2.

This report also recommends amendments to the Animal Control By-law PH-3, Dog Licensing By-law PH-4 and Poundkeeper By-law PH-5, to reflect the removal of the Fees from these by-laws and to instead place the fees in the Various Fees and Charges By-law.

### **Protective Services, By-Law Enforcement & Property Standards**

The Rental Residential Licencing Appeal Fee is proposed to be discontinued as this Fee is duplicated in the Licensing & Certificates: Sundry Receipts - Hearing Fee listed under Corporate, Operational & Council Services: Public Support Services.

The following new fee is proposed for Property Standards and is proposed to remain the same in 2023:

1. Public Property Compliance, Winter Maintenance: Objects or vehicles removed from road allowance (including projections into or over) New Jan. 1/22 \$50.00 minimum, or actual cost whichever is greater

### **Protective Services, Fire Services**

Fee increases are proposed for Fire Fighting, i) Highway/Local Vehicle Incidents (non-residents) to align with the authorized Ministry of Transportation emergency response rate. Other proposed increases will align with the rates charged by fire departments in other municipalities and will better reflect the actual work involved with requests for Fire Fighting, v) Incident Response Report, and Fire Prevention & Education, ii) File Search Letter. The 2022 fees will remain the same in 2023.

1. Fire Fighting, i) Highway/Local Vehicle Incidents (non-residents): First Hour (per Fire vehicle) Increase Jan. 1/22 Authorized MTO Rate - currently \$488.40
2. Fire Fighting, i) Highway/Local Vehicle Incidents (non-residents): Additional ½ hour or part thereof (per Fire vehicle) Increase Jan. 1/22 Authorized MTO Rate - currently \$244.20
3. Fire Fighting, i) Highway/Local Vehicle Incidents (non-residents): Flat fee for responding where services not required Increase Jan. 1/22 Authorized MTO Rate - currently \$488.40
4. Fire Fighting, v) Incident Response Report Increase Jan. 1/22 \$100.00
5. Fire Prevention & Education, ii) File Search Letter Increase Jan 1/22 \$75.00

### **Transportation Services, Parking**

London Transit Commission increased its park and ride fare by \$10, and the proposed fee increase reflects that for 2022 and 2023.

Park and Ride	Monthly	Increase	Jan. 1/22	\$70.00
---------------	---------	----------	-----------	---------

### **Transportation Services, Roadways**

Traffic Control & Lighting, Flashers Barricades are proposed to be discontinued because they are no longer used.

### **3.0 Financial Impact/Considerations**

#### **3.1 Impact of the proposed changes on the Multi-Year Budget**

User fees are an integral funding source for the services provided to Londoners. Depending on the service, this revenue source is intended to recover all or part of the costs associated with providing the service. The changes to fees and charges outlined in this report have already been factored into the 2020-2023 Multi-Year Budget and hence do not require a budget amendment.

### **4.0 Key Issues and Considerations**

#### **4.1. Alignment with Annual Budget Update**

The City of London introduced an organizational restructuring that came into effect on May 4, 2021. While the City continues to implement the various changes from this process, it is important to note that the City's Multi-Year Budget is presented in a service-based structure, as opposed to mirroring the organizational structure. This approach has been undertaken to ensure consistent terminology between the budget and the Various Fees and Charges By-law.

### **5.0 Conclusion**

The Civic Administration is recommending the attached proposed by-law (Appendix "A") to amend the Various Fees and Charges By-law be enacted. The following summarizes some of the proposed amendments:

- a) new fees in Planning and Development Service - Building Approvals, Protective Services - Animal Services and Property Standards;
- b) fee increases in Environmental Services - Garbage Collection, Planning and Development Services, Protective Services - Animal Services and Fire Services, and Transportation Services;
- c) decreased fees for composters and digesters; and,
- d) that the following fees be discontinued: Rental Residential Licencing Appeal Fee, Low Income Subsidized Spay/Neuter & Approved Fostering Organization Program Fees for Dogs: De-wormer at time of spay/neuter (including flea treatment), De-wormer at time of spay/neuter, Flea Treatment (one time with spay/neuter), and Surolan ear medication (antibiotic) and for Cats: Flea: Take home treatments with spay/neuter - 7 applications of Revolution Plum for multi-cat households, and Feluk/FIV blood test x 15, and Traffic Control & Lighting, Flashers Barricade.

There are no proposed amendments to the fees and charges in 2022 and 2023 in the service areas of: Culture Services; Parks, Recreation and Neighbourhood Services; Social and Health Services, Long-term Care; Corporate, Operational & Council Services; and Financial Management.

Subject to the approval of the amendments to the Various Fees and Charges By-law related to Animal Services, it is recommended that the proposed amendments to the Animal Control By-law PH-3, Dog Licensing By-law PH-4 and Poundkeeper By-law PH-5, be approved to reflect the removal of the fees from these by-laws to instead place the Fees in the Various Fees and Charges By-law.

**Prepared, submitted and recommended by:  
Cathy Saunders, City Clerk**

**Concurred by:  
Anna Lisa Barbon, Deputy City Manager, Finance Supports**

## Appendix "A"

Bill No.  
2021

By-law No. A-

A by-law to provide for Various Fees and Charges and to repeal By-law A-56, as amended, being "A by-law to provide for Various Fees and Charges".

WHEREAS subsection 5(3) of the *Municipal Act, 2001*, S.O. 2001, c. 25, as amended, provides that a municipal power shall be exercised by by-law;

AND WHEREAS section 9 of the *Municipal Act, 2001* provides that a municipality has the capacity, rights, powers and privileges of a natural person for the purpose of exercising its authority under this or any other Act;

AND WHEREAS section 10(1) of the *Municipal Act, 2001* provides that a municipality may provide any service or thing that the municipality considers necessary or desirable for the public;

AND WHEREAS section 10(2) of the *Municipal Act, 2001* provides that a municipality may pass by-laws respecting: in paragraph 7, Services and things that the municipality is authorized to provide under subsection (1);

AND WHEREAS section 391(1) of the *Municipal Act, 2001* provides that a municipality may impose fees or charges on persons:

- (a) for services and activities provided or done by or on behalf of it;
- (b) for costs payable by it for services and activities provided or done by or on behalf of any other municipality or any local board; and
- (c) for the use of its property including property under its control;

AND WHEREAS section 69 of the *Planning Act*, R.S.O. 1990, c.P.13, as amended, provides that council of a municipality may by by-law, establish a tariff of fees for the processing of applications made in respect of planning matters;

AND WHEREAS it is deemed expedient to pass this by-law;

NOW THEREFORE the Municipal Council of The Corporation of the City of London enacts as follows:

### **Part 1 REPEAL OF BY-LAW A-56**

#### **1.1 Repeal of By-law A-56**

By-law A-56, as amended, being "A by-law to provide for Various Fees and Charges", passed in Open Council on October 27, 2020, is hereby repealed.

### **Part 2 APPROVAL OF FEES AND CHARGES**

#### **2.1 Fees and charges – approval**

The fees and charges listed in the column headed "Fee" on Schedules 1 and 2 of this by-law are approved and imposed for the associated "Service/Activity" commencing on the date set out in the column headed "Effective Date".

## **2.2 Fees and charges - taxes**

All fees and charges listed on Schedules 1 and 2 of this by-law are subject to applicable taxes.

## **2.3 Fees and charges – administration and interest charges**

All fees and charges listed on Schedules 1 and 2 of this by-law may be subject to applicable administration charges and interest charges as set by The Corporation of the City of London.

### **Part 3 METHOD OF PAYMENT**

#### **3.1 Fees and charges - when payable**

The fees and charges, listed on Schedules 1 and 2 of this by-law, plus all applicable taxes, are due and payable:

- (a) at the time of the transaction for which the fee or charge is imposed; or
- (b) if subsection 3.1 (a) is not applicable, upon the due date specified in any invoice issued by The Corporation of the City of London to any person or party in connection with a fee or charge listed on Schedules 1, 2 and 3 of this by-law.

#### **3.2 Fees, Charges and Penalties – how payable**

The fees and charges, listed on Schedules 1 and 2 of this by-law, can be paid by debit (where available), cash, certified cheque, credit card (where available) or by any other manner authorized by the respective City of London Service Area.

#### **3.3 Collection – unpaid invoices**

Fees and charges listed on Schedules 1 and 2 of this by-law and imposed on a person or party, constitute a debt of the person or the party to The Corporation of the City of London. Where there is statutory authority to do so, the City Treasurer may add fees and charges imposed by this by-law to the tax roll for the property in the same manner as municipal taxes.

**Part 4  
ENACTMENT**

**4.1 Effective date**

The by-law comes into force and effect on January 1, 2022.

PASSED in Open Council on October 26, 2021.

Ed Holder  
Mayor

Catharine Saunders  
City Clerk

First Reading – October 26, 2021  
Second Reading – October 26, 2021  
Third Reading – October 26, 2021

APPENDIX "B"

Bill No.  
2021

By-law No. PH-3

A by-law to amend By-law No. PH-3, as amended, being "A by-law to provide for the Regulation, Restriction and Prohibition of the Keeping of Animals in the City of London" to remove all references to fees and charges related to services provided for in the by-law.

WHEREAS section 5(3) of the *Municipal Act, 2001* S.O. 2001, c.25, as amended, provides that a municipal power shall be exercised by by-law;

AND WHEREAS section 23.2 of the *Municipal Act, 2001*, as amended, permits a municipality to delegate certain legislative and quasi-judicial powers, including regulations to prohibit or regulate the keeping of any class of animal within a municipality; providing for animal identification systems; requiring an owner of a dog to keep the dog leashed; requiring the muzzling of leashing of a dog after it has been a person or domestic animal; provide for the licensing of dogs; and prohibiting the running at large of a dog;

AND WHEREAS section 391(1) of the *Municipal Act, 2001* provides that a municipality may impose fees or charges on persons:

- (a) for services and activities provided or done by or on behalf of it;
- (b) for costs payable by it for services and activities provided or done by or on behalf of any other municipality or any local board; and
- (c) or the use of its property including property under its control;

AND WHEREAS the Municipal Council of The Corporation of the City of London wishes to amend By-law No. PH-3, as amended, being "A by-law to provide for the Regulation, Restriction and Prohibition of the Keeping of Animals in the City of London" to remove all references to fees and charges related to services provided for in the by-law;

NOW THEREFORE the Municipal Council of The Corporation of the City of London enacts as follows:

1. The Animal Control By-law No. PH-3, as amended, is hereby further amended as follows:

- i) by deleting section 11.4 (iv) in its entirety and by replacing it with the following new section 11.4 (iv)

**"11.4 Application – registration – description – fee**

- (iv) the applicable fee as set out in the City's Various Fees and Charges By-law.";

- ii) by deleting section 11.16 in its entirety and by replacing it with the following new section 11.16:

**"11.16 Fee Amnesty – programs to encourage registration**

The City Representative is authorized to waive the payment of any fee set out in the City's Various Fees and Charges By-law with respect to a program that encourages registrations, or renewals of registrations, and

the City Representative shall annually report to Council on all such waivers of fees.”; and,

iii) by deleting Schedule “A” – Animal Control By-law PH-3 Fees and Charges in its entirety.

2. This by-law shall come into force and effect on the day it is passed.

PASSED in Open Council on October 26, 2021.

Ed Holder  
Mayor

Catharine Saunders  
City Clerk

First Reading – October 26, 2021  
Second Reading – October 26, 2021  
Third Reading – October 26, 2021

APPENDIX "C"

Bill No.  
2021

By-law No. PH-4

A by-law to amend By-law No. PH-4, as amended, being "A by-law to provide for the Regulation, Restriction and Prohibition of the Keeping and the Running at Large of Dogs in the City of London" to remove all references to fees and charges related to services provided for in the by-law.

WHEREAS section 5(3) of the *Municipal Act, 2001* S.O. 2001, c.25, as amended, provides that a municipal power shall be exercised by by-law;

AND WHEREAS section 23.2 of the *Municipal Act, 2001*, as amended, permits a municipality to delegate certain legislative and quasi-judicial powers, including regulations to prohibit or regulate the keeping of any class of animal within a municipality; providing for animal identification systems; requiring an owner of a dog to keep the dog leashed; requiring the muzzling of leashing of a dog after it has been a person or domestic animal; provide for the licensing of dogs; and prohibiting the running at large of a dog;

AND WHEREAS section 391(1) of the *Municipal Act, 2001* provides that a municipality may impose fees or charges on persons:

- (a) for services and activities provided or done by or on behalf of it;
- (b) for costs payable by it for services and activities provided or done by or on behalf of any other municipality or any local board; and
- (c) for the use of its property including property under its control;

AND WHEREAS the Municipal Council of The Corporation of the City of London wishes to amend By-law No. PH-4, as amended, being "A by-law to provide for the Regulation, Restriction and Prohibition of the Keeping and the Running at Large of Dogs in the City of London" to remove all references to fees and charges related to services provided for in the by-law;

NOW THEREFORE the Municipal Council of The Corporation of the City of London enacts as follows:

1. The Dog Licensing and Control By-law No. PH-4, as amended, is hereby further amended as follows:

- i) by deleting section 3.15 in its entirety and by replacing it with the following new section 3.15:

**"3.15 Forcible retrieval of dog from Poundkeeper - failure to pay – prohibited**

"No person shall retrieve a dog from the Poundkeeper or the premises of the Poundkeeper without payment in full of all fees and charges required to be paid under the City's Various Fees and Charges By-law."



ii) by deleting section 3.20 (c) in its entirety and by replacing it with the following new section 3.20 (c):

**“3.20 Muzzling Order – Appeal**

(c) The owner of a dog to which Section 3.19(b)(i) applies, upon payment of a non-refundable Hearing Fee as set out in the City’s Various Fees and Charges By-law, may request a hearing by a Hearings Officer.”

iii) by deleting section 5.1.2 in its entirety and by replacing it with the following new section 5.1.2:

**“5.1.2 Fee Amnesty – programs to encourage licensing**

The City Representative is authorized to waive the payment of any fees and charges set out in the City’s Various Fees and Charge By-law with respect to a program that encourages licensing or renewals of licences, and the City Representative shall annually report to Council on all such waivers of fees.”

iv) by deleting section 7.1 in its entirety and by replacing it with the following new section 7.1

**“7.1 Fees - set out – City’s Various Fees and Charges By-law**

Licence fees shall be set and approved by the Council of the City from time to time and are listed in the City’s Various Fees and Charges By-law.”

v) by deleting section 7.2 in its entirety and by replacing it with the following new section 7.2

**“7.2 Guide dogs - hearing ear dogs – exempted**

Guide dogs within the meaning of the Blind Persons' Rights Act, and hearing ear dogs, where a certificate is produced from a recognized training establishment stating the dog is being used as a hearing assistance dog, are exempt from the payment of all licence fees applicable pursuant to the City’s Various Fees and Charges By-law.”

vi) by deleting section 7.5 in its entirety and by replacing it with the following new section 7.5:

**“7.5 Working dogs for disabled persons – exempted**

Working dogs, where a certificate is produced from a recognized training establishment stating that the dog is being used as a working dog to assist a disabled person, shall be exempt from all licence fees applicable pursuant to the City’s Various Fees and Charges By-law.”

vii) by deleting section 8.13 (a) in its entirety and by replacing it with the following new section 8.13 (a):

**“8.13 Fees and Charges – Payable by Owner**

(a) Where a dog, including a Pit Bull Dog, is captured or taken into custody of the public pound, including by order of a court, the owner shall pay to the Poundkeeper all fees and charges payable under the City’s Various Fees and Charges By-law, the Public Pound By-law, or any other applicable by-law, including the cost of the services of a veterinarian, whether the dog is alive, dies or is euthanized.”

viii) by deleting section 8.15 in its entirety and by replacing it with the following new section 8:15:

**“8.15 Retrieval - forcibly - from Poundkeeper – prohibited**

No person shall forcibly retrieve a dog from the Poundkeeper, an Animal Service Officer or, break and enter into a patrol vehicle of The London Animal Care Centre or retrieve a dog without payment in full of all fees and charges required to be paid under the City’s Various Fees and Charges By-law.”; and,

ix) by deleting Schedule “A” – Fees and Charges in its entirety.

2. This by-law shall come into force and effect on the day it is passed.

PASSED in Open Council on October 26, 2021.

Ed Holder  
Mayor

Catharine Saunders  
City Clerk

First Reading – October 26, 2021  
Second Reading – October 26, 2021  
Third Reading – October 26, 2021

APPENDIX "D"

Bill No.  
2021

By-law No. PH-5

A by-law to amend By-law No. PH-5, as amended, being "A by-law to provide for the Appointment of a Poundkeeper and to Regulate the Public Pound" to remove all references to fees and charges related to services provided for in the by-law.

WHEREAS section 5(3) of the *Municipal Act, 2001* S.O. 2001, c.25, as amended, provides that a municipal power shall be exercised by by-law;

AND WHEREAS section 23.2 of the *Municipal Act, 2001*, as amended, permits a municipality to delegate certain legislative and quasi-judicial powers, including regulations to prohibit or regulate the keeping of any class of animal within a municipality; providing for animal identification systems; requiring an owner of a dog to keep the dog leashed; requiring the muzzling of leashing of a dog after it has been a person or domestic animal; provide for the licensing of dogs; and prohibiting the running at large of a dog;

AND WHEREAS section 391(1) of the *Municipal Act, 2001* provides that a municipality may impose fees or charges on persons:

- (a) for services and activities provided or done by or on behalf of it;
- (b) for costs payable by it for services and activities provided or done by or on behalf of any other municipality or any local board; and
- (c) for the use of its property including property under its control;

AND WHEREAS the Municipal Council of The Corporation of the City of London wishes to amend By-law No. PH-5, as amended, being "A by-law to provide for the Appointment of a Poundkeeper and to Regulate the Public Pound" to remove all references to fees and charges related to services provided for in the by-law;

NOW THEREFORE the Municipal Council of The Corporation of the City of London enacts as follows:

1. The Public Pound By-law PH-5, as amended, is hereby further amended as follows:

- i) by deleting section 4.1 in its entirety and replacing it with the following new section 11:

**"4.1 Services - compensation for - set out – City's Various Fees and Charges By-law**

The compensation to be allowed the Poundkeeper for services rendered by them in carrying out the provisions of this by-law shall be set by Council from time to time and is more particularly set out in the City's Various Fees and Charges By-law."; and,

- ii) by deleting Schedule "A" – Fees and Charges in its entirety.

2. This by-law shall come into force and effect on the day it is passed.

PASSED in Open Council on October 26, 2021.

Ed Holder  
Mayor

Catharine Saunders  
City Clerk

First Reading – October 26, 2021  
Second Reading – October 26, 2021  
Third Reading – October 26, 2021

## Schedule 1, 2022 Fees and Charges - Culture Services

### Service Grouping: Centennial Hall

Service/Activity	Status	2022 Proposed Effective Date	2022 Proposed Fee
Hall Rentals (a) Auditorium - Theatre Style (Monday - Thursday, Sunday)	Unchanged	Jan. 1/22	\$2,500.00 or 10% gross gate to a maximum of \$4,000.00, whichever is greater
Hall Rentals (a) Auditorium - Banquet Style	Unchanged	Jan. 1/22	\$1,500.00
Hall Rentals (a) Auditorium - Banquet Style - June, July, August	Unchanged	Jan. 1/22	\$1,000.00
Hall Rentals (a) Auditorium - New Year's Eve	Unchanged	Jan. 1/22	\$2,500.00
Hall Rentals (a) Auditorium - Rehearsal Stage	Unchanged	Jan. 1/22	\$600.00
Hall Rentals (b) Banquet Hall - Monday through Friday	Unchanged	Jan. 1/22	\$1,000.00
Hall Rentals (b) Banquet Hall - Sunday, Saturday, Holidays	Unchanged	Jan. 1/22	\$1,000.00
Hall Rentals (b) Banquet Hall -New Year's Eve	Unchanged	Jan. 1/22	\$2,000.00
Hall Rentals (b) Banquet Hall -One-half Banquet Hall	Unchanged	Jan. 1/22	\$500.00
Hall Rentals (b) Banquet Hall -Trade Shows (per day)	Unchanged	Jan. 1/22	\$1,000.00
Hall Rentals (c) Lounge	Unchanged	Jan. 1/22	\$250.00
Hall Rentals (d) Lounge - After Events	Unchanged	Jan. 1/22	\$200.00
Hall Rentals (e) Entire Building (Convention Rate)	Unchanged	Jan. 1/22	\$3,500.00

## Schedule 1, 2022 Fees and Charges - Culture Services

Service Grouping: Centennial Hall

Service/Activity	Status	2022 Proposed Effective Date	2022 Proposed Fee
Hall Rentals (f) Entire Building (Trade Show Rate)	Unchanged	Jan. 1/22	\$3,500.00
Hall Rentals (g) Early/Late Access Charge per hour (Prior to 8:00 am / after 1:00 pm)	Unchanged	Jan. 1/22	\$50.00
Hall Rentals (h) Move In/Move Out	Unchanged	Jan. 1/22	50% of applicable rate
Hall Rentals (i) Women's Canadian Club	Unchanged	Jan. 1/22	\$850.00
Hall Rentals (j) Teen Dances or Pub Nights	Unchanged	Jan. 1/22	\$1,000.00
Hall Rentals (Banquet Hall Only) (k) Catering Surcharge	Unchanged	Jan. 1/22	7% of gross catering revenue or \$0.70 per person
Hall Rentals (Banquet Hall Only) (k) Catering Surcharge - i) Bar Receipts - Centennial Hall License - Rates	Unchanged	Jan. 1/22	Market
Hall Rentals (Banquet Hall Only) (k) Catering Surcharge - ii) Canteen Receipts - Snacks	Unchanged	Jan. 1/22	Market
Hall Rentals (Banquet Hall Only) (k) Catering Surcharge - iii) Checkroom Receipts	Unchanged	Jan. 1/22	Market
Hall Rentals (Banquet Hall Only) (k) Catering Surcharge - iv) Sundry Receipts	Unchanged	Jan. 1/22	Market
Hall Rentals (Banquet Hall Only) (k) Catering Surcharge - v) Chair Removal	Unchanged	Jan. 1/22	Market
Hall Rentals (Banquet Hall Only) (k) Catering Surcharge - vi) Catering Revenue	Unchanged	Jan. 1/22	Market & 7% of admissions
Hall Rentals (Banquet Hall Only) (k) Catering Surcharge – Self Catering viii) Ticket Surcharge Fanshawe Symphonic Chorus and Local Community Events are excluded.	Unchanged	Jan. 1/22	\$1.00 per ticket

Note:

1. Non-profit organizations which book a series of events, in advance, (at least six events per calendar year) and which require a very limited amount of set-up and maintenance will receive a reduced rate.

# Schedule 1, 2022 Fees and Charges – Environmental Services

## Service Grouping: Garbage, Recycling and Composting

Service/Activity	Unit of Measure	Status	2022 Proposed Effective Date	2022 Proposed Fee
Recycling and Composting: Grass Clippings	Bag	Unchanged	Jan. 1/22	\$1.50
Recycling and Composting: Bagged Residential Garbage	Bag	Unchanged	Jan. 1/22	\$1.50
Recycling and Composting: Composters and Digesters	Unit	Decrease	Jan. 1/22	\$20.00
Recycling and Composting: Blue Box (maximum of two boxes per purchase)	Box	Unchanged	Jan. 1/22	\$6.00
Recycling and Composting: Woodchips, compost, compost/soil mix	Bag	Unchanged	Jan. 1/22	\$5.00
Recycling and Composting: Blue Box Processing Fees	Agreement	Unchanged	Jan. 1/22	Agreement
Recycling and Composting: Recycling Carts	Cart	Increase	Jan. 1/22	\$90.00
Recycling and Composting: Multi-Residential Buildings - Additional or Return pickup service requested	Event	Unchanged	Jan. 1/22	\$130.00
Recycling and Composting: Multi-Residential Buildings - Twice per week collection	Per unit per year	Unchanged	Jan. 1/22	\$4.50
Garbage Collection and Disposal, Waste Collection Fees: Garbage Tag	Tag	Unchanged	Jan. 1/22	\$1.50
Garbage Collection and Disposal, Waste Collection Fees: Collection Charges	Agreement	Unchanged	Jan. 1/22	Agreement
Garbage Collection and Disposal, Waste Collection Fees: Multi-Residential Buildings - Bin Rental	Month / Bin	Unchanged	Jan. 1/22	\$25.00
Garbage Collection and Disposal, Waste Collection Fees: Multi-Residential Buildings - Twice per week collection	Per unit per year	Unchanged	Jan. 1/22	\$4.50
Garbage Collection and Disposal, Waste Collection Fees: Waste Management By-law WM-12, Part 12 (Owner has failed to comply with WM-12, Part 12; City collects waste at expense of owner)	Hour	Unchanged	Jan. 1/22	\$130.00
Garbage Collection and Disposal, Waste Collection Fees: Multi-Residential Buildings - Additional or Return pick-up service requested	Event	Unchanged	Jan. 1/22	\$130.00
Garbage Collection and Disposal, Solid Waste Disposal Fees: Household Hazardous Special Waste - Middlesex County	Agreement	Unchanged	Jan. 1/22	Agreement
Garbage Collection and Disposal, Solid Waste Disposal Fees: Household Hazardous Special Waste - Elgin County	Agreement	Unchanged	Jan. 1/22	Agreement

# Schedule 1, 2022 Fees and Charges – Environmental Services

## Service Grouping: Garbage, Recycling and Composting

Service/Activity	Unit of Measure	Status	2022 Proposed Effective Date	2022 Proposed Fee
Garbage Collection and Disposal, Solid Waste Disposal Fees: Business Waste	Tonne	Unchanged	Jan. 1/22	\$75.00
Garbage Collection and Disposal, Solid Waste Disposal Fees: Business Waste - minimum vehicle tare weight of 10 tonnes - charge account only	Tonne	Unchanged	Jan. 1/22	\$45.00
Garbage Collection and Disposal, Solid Waste Disposal Fees: Municipally controlled waste from adjacent separated municipalities	Tonne	Unchanged	Jan. 1/22	\$43.00
Garbage Collection and Disposal, Solid Waste Disposal Fees: Recycling Process Residuals	Tonne	Unchanged	Jan. 1/22	\$39.00
Garbage Collection and Disposal, Landfill Disposal Small Load Residential Waste: 0 to 100	Kilograms	Unchanged	Jan. 1/22	\$8.00
Garbage Collection and Disposal, Landfill Disposal Small Load Residential Waste: 101 to 200	Kilograms	Unchanged	Jan. 1/22	\$15.00
Garbage Collection and Disposal, Landfill Disposal Small Load Residential Waste: 201 to 400	Kilograms	Unchanged	Jan. 1/22	\$30.00
Garbage Collection and Disposal, Landfill Disposal Small Load Residential Waste: 401 to 600	Kilograms	Unchanged	Jan. 1/22	\$45.00
Garbage Collection and Disposal, Landfill Disposal Small Load Residential Waste: 601 to 800	Kilograms	Unchanged	Jan. 1/22	\$60.00
Garbage Collection and Disposal, Landfill Disposal Small Load Residential Waste: 801 to 1,000	Kilograms	Unchanged	Jan. 1/22	\$75.00
Garbage Collection and Disposal, Landfill Disposal Small Load Residential Waste: Over 1,000	Kilograms	Unchanged	Jan. 1/22	\$75.00
Garbage Collection and Disposal: Waste from Outside Service Area accepted under Ministerial Order	Tonne	Unchanged	Jan. 1/22	\$150.00
Garbage Collection and Disposal: Minimum Charge for Business (excluding residential and charitable organization waste)	Transaction	Unchanged	Jan. 1/22	\$75.00
Garbage Collection and Disposal: Daily Cover Tipping Fee	Tonne	Unchanged	Jan. 1/22	\$10.50
Garbage Collection and Disposal: Asbestos Waste	Lump sum 1 <sup>st</sup> load	Unchanged	Jan. 1/22	\$350.00



## Schedule 1, 2022 Fees and Charges – Environmental Services

### Service Grouping: Garbage, Recycling and Composting

Service/Activity	Unit of Measure	Status	2022 Proposed Effective Date	2022 Proposed Fee
Garbage Collection and Disposal: Asbestos Waste	Lump sum 2 <sup>nd</sup> load	Unchanged	Jan. 1/22	\$100.00
Garbage Collection and Disposal: Asbestos Waste	Plus per tonne	Unchanged	Jan. 1/22	\$75.00
Garbage Collection and Disposal: Brownfield Waste Tipping Fee	Tonne	Unchanged	Jan. 1/22	\$33.00
Garbage Collection and Disposal, Drop-off Depot Fees, Renovation Materials: Small Load	N/A	Increase	Jan. 1/22	\$27.00
Garbage Collection and Disposal, Drop-off Depot Fees, Renovation Materials: Car Load	N/A	Increase	Jan. 1/22	\$54.00
Garbage Collection and Disposal, Drop-off Depot Fees, Renovation Materials: Truck, Van, Small Trailer Load	N/A	Increase	Jan. 1/22	\$75.00
Garbage Collection and Disposal, Drop-off Depot Fees: Appliances Containing Ozone Depleting Substances	Unit	Unchanged	Jan. 1/22	\$20.00

## Schedule 1, 2022 Fees and Charges – Environmental Services

Service Grouping: Environmental Action Programs and Reporting – Pilot Project Ends April 30, 2022

Service/Activity	Unit of Measure	Status	2022 Proposed Effective Date	2022 Proposed Fee
London Hefty® EnergyBag® Pilot Project	Roll of 20	Unchanged	Jan. 1/22	\$4.43
Bike Lockers Pilot Project - Hourly Rental Rate - First 2 hours are free for every 24-hour rental period	Hour	Unchanged	Jan. 1/22	\$0.50
Bike Lockers Pilot Project - Monthly Rental Rate	Month	Unchanged	Jan. 1/22	\$20.00
Bike Lockers Pilot Project - Deposit to obtain key; refundable upon return	Each	Unchanged	Jan. 1/22	\$100.00

## Schedule 1, 2022 Fees and Charges – Parks, Recreation & Neighbourhood Services

### Service Grouping: Neighbourhood & Recreation Services

Service/Activity	Status	2022 Proposed Effective Date	2022 Proposed Fee
Aquatics, Lessons: (all pools) Swim Lesson - Child - 30 minutes per class	Unchanged	Jan. 1/22	\$10.50
Aquatics, Lessons: (all pools) Swim Lesson - Child - 45 minutes per class	Unchanged	Jan. 1/22	\$12.50
Aquatics, Lessons: (all pools) Swim Lesson - Adult - 45 minutes per class	Unchanged	Jan. 1/22	\$13.20
Aquatics, Lessons: (all pools) Swim Lesson - Private - 30 minutes per class	Unchanged	Jan. 1/22	\$26.37
Aquatics, Lessons: (all pools) Swim Lesson – Semi-private - 30 minutes per class	Unchanged	Jan. 1/22	\$19.00
Aquatics, Lessons: (all pools) Swim Lesson - SU - Private - 30 minutes per class	Unchanged	Jan. 1/22	\$27.20
Aquatics, Lessons: (all pools) Swim Lesson - SU – Semi-private - 30 minutes per class	Unchanged	Jan. 1/22	\$18.42
Aquatics, Lessons: (all pools) Swim Lesson - Low Ratio per class	Unchanged	Jan. 1/22	\$13.35
Aquatics, Leadership & Specialty Courses *Leadership 2nd Chance Fee 80% Discount on original fee	Unchanged	Jan. 1/22	\$10.00 to \$500.00
Aquatics, Competitive Teams - Full Summer	Unchanged	Jan. 1/22	\$121.00
Aquatics, Baby Aqua Fit	Unchanged	Jan. 1/22	\$40.00
Aquatics, Small Ratio Class Fee	Unchanged	Jan. 1/22	\$95.00
Aquatics, Admissions: Child Per Visit Admission	Unchanged	Jan. 1/22	\$4.50

## Schedule 1, 2022 Fees and Charges – Parks, Recreation & Neighbourhood Services

### Service Grouping: Neighbourhood & Recreation Services

Service/Activity	Status	2022 Proposed Effective Date	2022 Proposed Fee
Aquatics, Admissions: Adult Per Visit Admission	Unchanged	Jan. 1/22	\$6.25
Aquatics, Admissions: Senior Per Visit Admission	Unchanged	Jan. 1/22	\$5.25
Aquatics, Admissions: Family Per Visit Admission	Unchanged	Jan. 1/22	\$16.00
Aquatics, Admissions: Promotional Admission	Unchanged	Jan. 1/22	\$0.00 to \$10.00
Aquatics, Passes: Family Pass Full Summer	Unchanged	Jan. 1/22	\$225.00
Aquatics, Passes: Family Pass 1/2 Summer	Unchanged	Jan. 1/22	\$124.00
Aquatics, Passes: Child 10 Visit Pass	Unchanged	Jan. 1/22	\$27.00
Aquatics, Passes: Child 3 Month Pass	Unchanged	Jan. 1/22	\$110.00
Aquatics, Passes: Adult 10 Visit Pass	Unchanged	Jan. 1/22	\$47.75
Aquatics, Passes: Adult 3 Month Pass	Unchanged	Jan. 1/22	\$195.00
Aquatics, Passes: Senior 10 Visit Pass	Unchanged	Jan. 1/22	\$40.00
Aquatics, Passes: Senior 3 Month Pass	Unchanged	Jan. 1/22	\$138.00
Aquatics, Outdoor Pool Rental: Heated	Unchanged	Jan. 1/22	\$92.00
Aquatics, Outdoor Pool Rental: Thames Pool - Entire facility	Unchanged	Jan. 1/22	\$320.00
Aquatics, Outdoor Pool Rental: Wading Pools	Unchanged	Jan. 1/22	\$30.00
Aquatics, South London: Corporate	Unchanged	Jan. 1/22	\$164.00
Aquatics, South London: Corporate	Unchanged	Sept. 1/22	\$167.00
Aquatics, South London: Affiliates	Unchanged	Jan. 1/22	\$147.00
Aquatics, South London: Affiliates	Unchanged	Sept. 1/22	\$150.00
Aquatics, Canada Games Aquatic Centre: Corporate	Unchanged	Jan. 1/22	\$264.00
Aquatics, Canada Games Aquatic Centre: Corporate	Unchanged	Sept. 1/22	\$269.50

# Schedule 1, 2022 Fees and Charges – Parks, Recreation & Neighbourhood Services

## Service Grouping: Neighbourhood & Recreation Services

Service/Activity	Status	2022 Proposed Effective Date	2022 Proposed Fee
Aquatics, Canada Games Aquatic Centre: Affiliates	Unchanged	Jan. 1/22	\$224.00
Aquatics, Canada Games Aquatic Centre: Affiliates	Unchanged	Sept. 1/22	\$229.00
Aquatics, Canada Games Aquatic Centre: Major Meets 20% discount (Per Council Directive for rentals over 36 hours)	Unchanged	Jan. 1/22	\$186.00
Aquatics, Carling Heights Optimist Community Centre: Corporate	Unchanged	Jan. 1/22	\$95.00
Aquatics, Carling Heights Optimist Community Centre: Corporate	Unchanged	Sept. 1/22	\$97.00
Aquatics, Carling Heights Optimist Community Centre: Affiliates	Unchanged	Jan. 1/22	\$86.00
Aquatics, Carling Heights Optimist Community Centre: Affiliates	Unchanged	Sept. 1/22	\$88.00
Aquatics, Lifeguard Costs (per hour)	Unchanged	Jan. 1/22	\$29.00
Aquatics, Birthday Parties (per child)	Unchanged	Jan. 1/22	\$18.25
Aquatics, Fee to ride slide for Birthday parties (South London)	Unchanged	Jan. 1/22	\$2.00
Aquatics, Leadership Manuals	Unchanged	Jan. 1/22	\$10.00 to \$200.00
Arenas, Public Skating, Admissions: Public Skate: Adult	Unchanged	Jan. 1/22	\$4.50
Arenas, Public Skating, Admissions: Public Skate: Adult	Unchanged	Sept. 1/22	\$4.75
Arenas, Public Skating, Admissions: Public Skate: Youth (13-18)	Unchanged	Jan. 1/22	\$3.75
Arenas, Public Skating, Admissions: Public Skate: Youth (13-18)	Unchanged	Sept. 1/22	\$4.00

## Schedule 1, 2022 Fees and Charges – Parks, Recreation & Neighbourhood Services

### Service Grouping: Neighbourhood & Recreation Services

Service/Activity	Status	2022 Proposed Effective Date	2022 Proposed Fee
Arenas, Public Skating, Admissions: Public Skate: Child	Unchanged	Jan. 1/22	\$3.50
Arenas, Public Skating, Admissions: Public Skate: Child	Unchanged	Sept. 1/22	\$3.75
Arenas, Public Skating, Admissions: Public Skate: PD Day	Unchanged	Jan. 1/22	\$3.50
Arenas, Public Skating, Admissions: Public Skate: PD Day	Unchanged	Sept. 1/22	\$3.75
Arenas, Public Skating, Admissions: Seniors	Unchanged	Jan. 1/22	\$3.75
Arenas, Public Skating, Admissions: Seniors	Unchanged	Sept. 1/22	\$4.00
Arenas, Public Skating, Admissions: Family Pass	Unchanged	Jan. 1/22	\$8.25
Arenas, Public Skating, Admissions: Family Pass	Unchanged	Sept. 1/22	\$8.50
Arenas, Public Skating, Admissions: Child 20 Skate Pass	Unchanged	Jan. 1/22	\$44.00
Arenas, Public Skating, Admissions: Child 20 Skate Pass	Unchanged	Sept. 1/22	\$45.00
Arenas, Public Skating, Admissions: Teen 20 Skate Pass	Unchanged	Jan. 1/22	\$48.50
Arenas, Public Skating, Admissions: Teen 20 Skate Pass	Unchanged	Sept. 1/22	\$49.50
Arenas, Public Skating, Admissions: Adult 20 Skate Pass	Unchanged	Jan. 1/22	\$62.00
Arenas, Public Skating, Admissions: Adult 20 Skate Pass	Unchanged	Sept. 1/22	\$63.00
Arenas, Public Skating, Admissions: Senior 20 Skate Pass	Unchanged	Jan. 1/22	\$49.00
Arenas, Public Skating, Admissions: Senior 20 Skate Pass	Unchanged	Sept. 1/22	\$50.00

## Schedule 2, 2022 Fees and Charges – Parks, Recreation & Neighbourhood Services

### Service Grouping: Neighbourhood & Recreation Services

Service/Activity	Status	2022 Proposed Effective Date	2022 Proposed Fee
Arenas, Public Skating, Admissions: Family 20 Skate Pass	Unchanged	Jan. 1/22	\$97.00
Arenas, Public Skating, Admissions: Family 20 Skate Pass	Unchanged	Sept. 1/22	\$98.00
Arenas, Public Skating, Admissions: Ice Activity: Shinny Hockey (Per person per session)	Unchanged	Jan. 1/22	\$8.25
Arenas, Public Skating, Admissions: Ice Activity: Shinny Hockey (Per person per session)	Unchanged	Sept. 1/22	\$8.50
Arenas, Public Skating, Admissions: Ticket Ice (Per person per session)	Unchanged	Jan. 1/22	\$10.50
Arenas, Public Skating, Admissions: Ticket Ice (Per person per session)	Unchanged	Sept. 1/22	\$11.00
Arenas, Learn to Skate: Learn-to-Skate (Pre-School)	Unchanged	Jan. 1/22	\$54.00
Arenas, Learn to Skate: Learn-to-Skate (Pre-School)	Unchanged	Sept. 1/22	\$55.00
Arenas, Learn to Skate: Learn-to-Skate (Child)	Unchanged	Jan. 1/22	\$58.50
Arenas, Learn to Skate: Learn-to-Skate (Child)	Unchanged	Sept. 1/22	\$59.50
Arenas, Learn to Skate: Learn-to-Skate (Adult)	Unchanged	Jan. 1/22	\$105.00
Arenas, Learn to Skate: Learn-to-Skate (Adult)	Unchanged	Sept. 1/22	\$107.00
Arenas, Ice Rates (Per Hour): Winter Rental: Minor Affiliate	Unchanged	Jan. 1/22	\$181.00

## Schedule 1, 2022 Fees and Charges – Parks, Recreation & Neighbourhood Services

### Service Grouping: Neighbourhood & Recreation Services

Service/Activity	Status	2022 Proposed Effective Date	2022 Proposed Fee
Arenas, Ice Rates (Per Hour): Winter Rental: Minor Affiliate	Unchanged	Sept. 1/22	\$184.00
Arenas, Ice Rates (Per Hour): Winter Rental: Minor Prime	Unchanged	Jan. 1/22	\$193.00
Arenas, Ice Rates (Per Hour): Winter Rental: Minor Prime	Unchanged	Sept. 1/22	\$196.00
Arenas, Ice Rates (Per Hour): Winter Rental: Standard (Adult)	Unchanged	Jan. 1/22	\$242.00
Arenas, Ice Rates (Per Hour): Winter Rental: Standard (Adult)	Unchanged	Sept. 1/22	\$246.00
Arenas, Ice Rates (Per Hour): Winter Rental: Standard Adult Contract	Unchanged	Jan. 1/22	\$229.50
Arenas, Ice Rates (Per Hour): Winter Rental: Standard Adult Contract	Unchanged	Sept. 1/22	\$233.00
Arenas, Ice Rates (Per Hour): Winter Rental: Special/Last Minute Non-Prime Time	Unchanged	Jan. 1/22	\$109.00
Arenas, Ice Rates (Per Hour): Winter Rental: Special/Last Minute Non-Prime Time	Unchanged	Sept. 1/22	\$111.00
Arenas, Ice Rates (Per Hour): Winter Rental: Special/Last Minute Prime Time	Unchanged	Jan. 1/22	\$137.00
Arenas, Ice Rates (Per Hour): Winter Rental: Special/Last Minute Prime Time	Unchanged	Sept. 1/22	\$139.00
Arenas, Ice Rates (Per Hour): Winter Rental: Commercial	Unchanged	Jan. 1/22	\$254.00
Arenas, Ice Rates (Per Hour): Winter Rental: Commercial	Unchanged	Sept. 1/22	\$258.00
Arenas, Ice Rates (Per Hour): Non-Prime Standard	Unchanged	Jan. 1/22	\$193.00



## Schedule 2, 2022 Fees and Charges – Parks, Recreation & Neighbourhood Services

### Service Grouping: Neighbourhood & Recreation Services

Service/Activity	Status	2022 Proposed Effective Date	2022 Proposed Fee
Arenas, Ice Rates (Per Hour): Non-Prime Standard	Unchanged	Sept. 1/22	\$196.00
Arenas, Ice Rates (Per Hour): Non-Prime - Minor	Unchanged	Jan. 1/22	\$155.00
Arenas, Ice Rates (Per Hour): Non-Prime - Minor	Unchanged	Sept. 1/22	\$157.50
Arenas, Ice Rates (Per Hour): Non-Prime - Commercial	Unchanged	Jan. 1/22	\$203.00
Arenas, Ice Rates (Per Hour): Non-Prime - Commercial	Unchanged	Sept. 1/22	\$206.00
Arenas, Ice Rates (Per Hour): Off-season – Adult	Unchanged	Jan. 1/22	\$258.00
Arenas, Ice Rates (Per Hour): Off-season - Minor	Unchanged	Jan. 1/22	\$206.50
Arenas, Ice Rates (Per Hour): Off-season - Minor Non-Prime	Unchanged	Jan. 1/22	\$162.00
Arenas, Ice Rates (Per Hour): Off-season - Commercial	Unchanged	Jan. 1/22	\$271.00
Arenas, Ice Rates (Per Hour): Year-Round Dry Pad: Adult	Unchanged	Jan. 1/22	\$59.00
Arenas, Ice Rates (Per Hour): Year-Round Dry Pad: Adult	Unchanged	Sept. 1/22	\$60.00
Arenas, Ice Rates (Per Hour): Year-Round Dry Pad: Minor	Unchanged	Jan. 1/22	\$45.00
Arenas, Ice Rates (Per Hour): Year-Round Dry Pad: Minor	Unchanged	Sept. 1/22	\$46.00
Arenas, Ice Rates (Per Hour): Year-Round Dry Pad: Commercial	Unchanged	Jan. 1/22	\$59.00
Arenas, Ice Rates (Per Hour): Year-Round Dry Pad: Commercial	Unchanged	Sept. 1/22	\$60.00

## Schedule 1, 2022 Fees and Charges – Parks, Recreation & Neighbourhood Services

### Service Grouping: Neighbourhood & Recreation Services

Service/Activity	Status	2022 Proposed Effective Date	2022 Proposed Fee
Arenas, Ice Rates (Per Hour): Contract Amendment Fee (per amendment)	Unchanged	Jan. 1/22	\$7.50
Arenas, Ice Rates (Per Hour): High School Hockey Service Fee	Unchanged	Jan. 1/22	\$16.50
Arenas, Ice Rates (Per Hour): Storage Fee - Small (per year)	Unchanged	Jan. 1/22	\$232.00
Arenas, Ice Rates (Per Hour): Storage Fee - Large (per year)	Unchanged	Jan. 1/22	\$463.00
Community Recreation & Leisure Programs, Gymnasium Rentals (hourly): Large	Unchanged	Jan 1/22	\$104.92
Community Recreation & Leisure Programs, Gymnasium Rentals (hourly): Medium	Unchanged	Jan 1/22	\$47.78
Community Recreation & Leisure Programs, Gymnasium Rentals (hourly): Small	Unchanged	Jan 1/22	\$39.98
Community Recreation & Leisure Programs, Meeting Rooms Rentals (hourly): Standard	Unchanged	Jan 1/22	\$28.72
Community Recreation & Leisure Programs, Meeting Rooms Rentals (hourly): Large	Unchanged	Jan 1/22	\$39.98

Note Children and Youth rates will be at 75% of the standard fee. Commercial rates will be charged an additional 80% of the standard fee.

## Schedule 1, 2022 Fees and Charges – Parks, Recreation & Neighbourhood Services

### Service Grouping: Neighbourhood & Recreation Services

Service/Activity	Status	2022 Proposed Effective Date	2022 Proposed Fee
Community Recreation & Leisure Programs, Court Rentals (hourly): Volleyball court	Unchanged	Jan 1/22	\$39.98
Community Recreation & Leisure Programs, Court Rentals (hourly): Badminton/Pickleball court	Unchanged	Jan 1/22	\$25.89
Community Recreation & Leisure Programs, Recreational Drop-In-Fees: Child	Unchanged	Jan 1/22	\$2.75
Community Recreation & Leisure Programs, Recreational Drop-In-Fees: Youth	Unchanged	Jan 1/22	\$2.75
Community Recreation & Leisure Programs, Recreational Drop-In-Fees: Adult	Unchanged	Jan 1/22	\$4.75
Community Recreation & Leisure Programs, Recreational Drop-In-Fees: Older Adult/Senior	Unchanged	Jan 1/22	\$4.50
Community Recreation & Leisure Programs, Recreational Drop-In-Fees: Family	Unchanged	Jan 1/22	\$10.00
Community Recreation & Leisure Programs, Recreational Drop-In-Fees: 10 Visit Pass: Child	Unchanged	Jan 1/22	\$21.90
Community Recreation & Leisure Programs, Recreational Drop-In-Fees: 10 Visit Pass: Youth	Unchanged	Jan 1/22	\$21.90
Community Recreation & Leisure Programs, Recreational Drop-In-Fees: 10 Visit Pass: Adult	Unchanged	Jan 1/22	\$37.83
Community Recreation & Leisure Programs, Recreational Drop-In-Fees: 10 Visit Pass: Older Adult/Senior	Unchanged	Jan 1/22	\$35.84

## Schedule 1, 2022 Fees and Charges – Parks, Recreation & Neighbourhood Services

### Service Grouping: Neighbourhood & Recreation Services

Service/Activity	Status	2022 Proposed Effective Date	2022 Proposed Fee
Community Recreation & Leisure Programs, Recreational Drop-In-Fees: 10 Visit Pass: Family	Unchanged	Jan 1/22	\$79.65
Community Recreation & Leisure Programs, Weight Room or Aerobics: Youth - Daily Pass	Unchanged	Jan 1/22	\$4.25
Community Recreation & Leisure Programs, Weight Room or Aerobics: Youth - 10 Session Pass	Unchanged	Jan 1/22	\$33.85
Community Recreation & Leisure Programs, Weight Room or Aerobics: Youth - 3 Month Pass	Unchanged	Jan 1/22	\$84.62
Community Recreation & Leisure Programs, Weight Room or Aerobics: Youth - 6 Month Pass	Unchanged	Jan 1/22	\$169.25
Community Recreation & Leisure Programs, Weight Room or Aerobics: Youth - 1 Year Pass	Unchanged	Jan 1/22	\$338.50
Community Recreation & Leisure Programs, Weight Room or Aerobics: Adult - Daily Pass	Unchanged	Jan 1/22	\$5.50
Community Recreation & Leisure Programs, Weight Room or Aerobics: Adult - 10 Session Pass	Unchanged	Jan 1/22	\$43.81
Community Recreation & Leisure Programs, Weight Room or Aerobics: Adult - 3 Month Pass	Unchanged	Jan 1/22	\$109.51
Community Recreation & Leisure Programs, Weight Room or Aerobics: Adult - 6 Month Pass	Unchanged	Jan 1/22	\$219.03

# Schedule 1, 2022 Fees and Charges – Parks, Recreation & Neighbourhood Services

## Service Grouping: Neighbourhood & Recreation Services

Service/Activity	Status	2022 Proposed Effective Date	2022 Proposed Fee
Community Recreation & Leisure Programs, Weight Room or Aerobics: Adult - 1 Year Pass	Unchanged	Jan 1/22	\$438.05
Community Recreation & Leisure Programs, Weight Room or Aerobics: Senior - Daily Pass	Unchanged	Jan 1/22	\$4.50
Community Recreation & Leisure Programs, Weight Room or Aerobics: Senior - 10 Session Pass	Unchanged	Jan 1/22	\$35.84
Community Recreation & Leisure Programs, Weight Room or Aerobics: Senior - 3 Month Pass	Unchanged	Jan 1/22	\$89.60
Community Recreation & Leisure Programs, Weight Room or Aerobics: Senior - 6 Month Pass	Unchanged	Jan 1/22	\$179.20
Community Recreation & Leisure Programs, Weight Room or Aerobics: Senior - 1 Year Pass	Unchanged	Jan 1/22	\$358.41
Community Recreation & Leisure Programs, North London Centre, Memberships: Adult Racquets (tennis/squash)	Unchanged	Jan 1/22	\$190.41
Community Recreation & Leisure Programs, North London Centre, Memberships: Adult Racquets - Spouse of a member	Unchanged	Jan 1/22	\$115.25
Community Recreation & Leisure Programs, North London Centre, Memberships: Seniors (55+) Racquets	Unchanged	Jan 1/22	\$115.25

## Schedule 1, 2022 Fees and Charges – Parks, Recreation & Neighbourhood Services

### Service Grouping: Neighbourhood & Recreation Services

Service/Activity	Status	2022 Proposed Effective Date	2022 Proposed Fee
Community Recreation & Leisure Programs, North London Centre, Memberships: Youth (under 19) Racquets	Unchanged	Jan 1/22	\$115.25
Community Recreation & Leisure Programs, North London Centre, Memberships: Family Racquets	Unchanged	Jan 1/22	\$338.64
Community Recreation & Leisure Programs, North London Centre, Memberships: Squash	Unchanged	Jan 1/22	\$69.10
Community Recreation & Leisure Programs, North London Centre, Tennis Court Bookings: Member - Prime	Unchanged	Jan 1/22	\$26.98
Community Recreation & Leisure Programs, North London Centre, Tennis Court Bookings: Member - Non-Prime	Unchanged	Jan 1/22	\$21.58
Community Recreation & Leisure Programs, North London Centre, Tennis Court Bookings: Member - same day booking	Unchanged	Jan 1/22	\$17.82
Community Recreation & Leisure Programs, North London Centre, Tennis Court Bookings: Non-Member - Prime	Unchanged	Jan 1/22	\$35.38
Community Recreation & Leisure Programs, North London Centre, Tennis Court Bookings: Non-Member - Non-Prime	Unchanged	Jan 1/22	\$28.00
Community Recreation & Leisure Programs, North London Centre, Tennis Court Bookings: Non-Member - same day booking	Unchanged	Jan 1/22	\$22.27

## Schedule 1, 2022 Fees and Charges – Parks, Recreation & Neighbourhood Services

### Service Grouping: Neighbourhood & Recreation Services

Service/Activity	Status	2022 Proposed Effective Date	2022 Proposed Fee
Community Recreation & Leisure Programs, North London Centre, Squash: Member - Prime	Unchanged	Jan 1/22	\$14.43
Community Recreation & Leisure Programs, North London Centre, Squash: Member - Non-Prime	Unchanged	Jan 1/22	\$11.80
Community Recreation & Leisure Programs, North London Centre, Squash: Non-Member - Prime	Unchanged	Jan 1/22	\$18.00
Community Recreation & Leisure Programs, North London Centre, Squash: Non-Member - Non-Prime	Unchanged	Jan 1/22	\$14.75
Community Recreation & Leisure Programs, North London Centre, Rollerskating Admission: Seniors (55+)	Unchanged	Jan 1/22	\$7.50
Community Recreation & Leisure Programs, North London Centre, Rollerskating Admission: Adult	Unchanged	Jan 1/22	\$8.00
Community Recreation & Leisure Programs, North London Centre, Rollerskating Admission: Child	Unchanged	Jan 1/22	\$5.75
Community Recreation & Leisure Programs, North London Centre, Rollerskating: Skate Rental	Unchanged	Jan 1/22	\$4.50
Community Recreation & Leisure Programs, North London Centre, Rollerskating, 10 Visit Skate Pass: Seniors (55+)	Unchanged	Jan 1/22	\$59.73

## Schedule 1, 2022 Fees and Charges – Parks, Recreation & Neighbourhood Services

### Service Grouping: Neighbourhood & Recreation Services

Service/Activity	Status	2022 Proposed Effective Date	2022 Proposed Fee
Community Recreation & Leisure Programs, North London Centre, Rollerskating, 10 Visit Skate Pass: Adult	Unchanged	Jan 1/22	\$63.72
Community Recreation & Leisure Programs, North London Centre, Rollerskating, 10 Visit Skate Pass: Child	Unchanged	Jan 1/22	\$45.80
Community Recreation & Leisure Programs, Seniors Centres and Programs, Membership Fees: One Centre Only (Per Year)	Unchanged	Jan 1/22	\$47.80
Community Recreation & Leisure Programs, Seniors Centres and Programs, Membership Fees: Both Centres (Per Year)	Unchanged	Jan 1/22	\$60.74
Community Recreation & Leisure Programs, Seniors Centres and Programs, Membership Fees: Senior Satellites (Per Year) Per Satellite	Unchanged	Jan 1/22	\$10.40
Community Recreation & Leisure Programs, Seniors Centres and Programs, Membership Fees: Seniors Centre Member Programs	Unchanged	Jan 1/22	\$1.00 to \$5.00
Community Recreation & Leisure Programs, Seniors Centres and Programs, Membership Fees: Senior Satellites (Per Year) Multi-Site Bundle	Unchanged	Jan 1/22	\$29.23
Community Recreation & Leisure Programs, Seniors Centres and Programs, Membership Fees: Seniors Satellites Programs	Unchanged	Jan 1/22	\$2.15 to \$10.25
Community Recreation & Leisure Programs, Seniors Centres and Programs, Membership Fees: Special Events	Unchanged	Jan 1/22	\$9.00 to \$15.00
Community Recreation & Leisure Programs, Seniors Centres and Programs, Membership Fees: Bus Trips	Unchanged	Jan 1/22	\$80.00 to \$120.00



## Schedule 1, 2022 Fees and Charges – Parks, Recreation & Neighbourhood Services

### Service Grouping: Neighbourhood & Recreation Services

Service/Activity	Status	2022 Proposed Effective Date	2022 Proposed Fee
Community Recreation & Leisure Programs, Youth Programs: Fall/Winter/Spring (Average Fee-8 weeks)	Unchanged	Jan 1/22	\$35.86
Community Recreation & Leisure Programs, Youth Programs: Fall/Winter/Spring (Average Fee-8 weeks)	Unchanged	Apr. 1/22	\$36.40
Community Recreation & Leisure Programs, Day Camp (per week): Neighbourhood Camp Base Fee	Unchanged	Jan 1/22	\$138.33
Community Recreation & Leisure Programs, Day Camp (per week): Neighbourhood Camp Base Fee	Unchanged	Apr. 1/22	\$140.40
Community Recreation & Leisure Programs, Day Camp (per week): Specialty Theme Camp Base Fee	Unchanged	Jan 1/22	\$146.29 to \$244.17
Community Recreation & Leisure Programs, Day Camp (per week): Specialty Theme Camp Base Fee	Unchanged	Apr. 1/22	\$148.46 to \$247.83
Community Recreation & Leisure Programs, Day Camp (per week): Before or After Program	Unchanged	Jan 1/22	\$32.00
Community Recreation & Leisure Programs, Day Camp (per week): Before and After Program	Unchanged	Jan 1/22	\$47.00
Community Recreation & Leisure Programs, Day Camp (per week): PD Day Camps	Unchanged	Jan 1/22	\$31.00

## Schedule 1, 2022 Fees and Charges – Parks, Recreation & Neighbourhood Services

### Service Grouping: Neighbourhood & Recreation Services

Service/Activity	Status	2022 Proposed Effective Date	2022 Proposed Fee
Community Recreation & Leisure Programs, Day Camp (per week): Youth Camp/Summer Surprise	Unchanged	Jan 1/22	\$165.87
Community Recreation & Leisure Programs, Day Camp (per week): Youth Camp/Summer Surprise	Unchanged	Apr. 1/22	\$168.35
Community Recreation & Leisure Programs, Leadership: Leader in Training I	Unchanged	Jan 1/22	\$79.33
Community Recreation & Leisure Programs, Leadership: Leader in Training I	Unchanged	Apr. 1/22	\$80.52
Community Recreation & Leisure Programs, Leadership: Leader in Training II	Unchanged	Jan 1/22	\$142.17
Community Recreation & Leisure Programs, Leadership: Leader in Training II	Unchanged	Apr. 1/22	\$144.30
Community Recreation & Leisure Programs, Leadership: Leader in Training III	Unchanged	Jan 1/22	\$186.47
Community Recreation & Leisure Programs, Leadership: Leader in Training III	Unchanged	Apr. 1/22	\$189.27
Community Recreation & Leisure Programs, Adult Programs: Fall/Winter/Spring (Average Fee-8 weeks)	Unchanged	Jan 1/22	\$66.22

## Schedule 1, 2022 Fees and Charges – Parks, Recreation & Neighbourhood Services

### Service Grouping: Neighbourhood & Recreation Services

Service/Activity	Status	2022 Proposed Effective Date	2022 Proposed Fee
Community Recreation & Leisure Programs, Adult Programs: Fall/Winter/Spring (Average Fee-8 weeks)	Unchanged	Apr. 1/22	\$67.22
Community Recreation & Leisure Programs, Older Adult Programs: Fall/Winter/Spring (Average Fee-8 weeks)	Unchanged	Jan 1/22	\$66.22
Community Recreation & Leisure Programs, Older Adult Programs: Fall/Winter/Spring (Average Fee-8 weeks)	Unchanged	Apr. 1/22	\$67.22
Golf Courses, Thames Valley Golf Course, Member Classic Green Fees: Shoulder Season	Unchanged	Jan. 1/22	\$21.00
Golf Courses, Thames Valley Golf Course, Member Classic Green Fees: Prime Time	Unchanged	Jan. 1/22	\$26.00
Golf Courses, Thames Valley Golf Course, Member Classic Green Fees: Non-Prime Time	Unchanged	Jan. 1/22	\$21.00
Golf Courses, Thames Valley Golf Course, Member Classic Green Fees: Twilight	Unchanged	Jan. 1/22	\$16.00
Golf Courses, Thames Valley Golf Course, Member Classic Green Fees: Junior Rate	Unchanged	Jan. 1/22	\$13.00
Golf Courses, Thames Valley Golf Course, Guest Classic Green Fees: Shoulder Season	Unchanged	Jan. 1/22	\$34.00

## Schedule 2, 2022 Fees and Charges – Parks, Recreation & Neighbourhood Services

### Service Grouping: Neighbourhood & Recreation Services

Service/Activity	Status	2022 Proposed Effective Date	2022 Proposed Fee
Golf Courses, Thames Valley Golf Course, Guest Classic Green Fees: Prime Time	Unchanged	Jan. 1/22	\$45.00
Golf Courses, Thames Valley Golf Course, Guest Classic Green Fees: Non-Prime Time	Unchanged	Jan. 1/22	\$38.00
Golf Courses, Thames Valley Golf Course, Guest Classic Green Fees: Twilight	Unchanged	Jan. 1/22	\$25.00
Golf Courses, Thames Valley Golf Course, Guest Classic Green Fees: Junior Rate	Unchanged	Jan. 1/22	\$20.00
Golf Courses, Thames Valley Golf Course, Guest Classic Green Fees: Cart & Golf Package	Unchanged	Jan. 1/22	\$58.00
Golf Courses, Thames Valley Golf Course, Hickory Green Fees Member: All Day	Unchanged	Jan. 1/22	\$13.00
Golf Courses, Thames Valley Golf Course, Hickory Green Fees Member, Junior Rate	Unchanged	Jan. 1/22	\$11.00
Golf Courses, Thames Valley Golf Course, Hickory Green Fees Guest, All Day	Unchanged	Jan. 1/22	\$23.00
Golf Courses, Thames Valley Golf Course, Hickory Green Fees Guest, Junior Rate	Unchanged	Jan. 1/22	\$19.00
Golf Courses, Thames Valley Golf Course, Hickory Green Fees Guest, Hickory 9 Hole - Special	Unchanged	Jan. 1/22	\$19.00

## Schedule 1, 2022 Fees and Charges – Parks, Recreation & Neighbourhood Services

### Service Grouping: Neighbourhood & Recreation Services

Service/Activity	Status	2022 Proposed Effective Date	2022 Proposed Fee
Golf Courses, Fanshawe Golf Course, Traditional Green Fees Member: Shoulder Season	Unchanged	Jan. 1/22	\$21.00
Golf Courses, Fanshawe Golf Course, Traditional Green Fees Member: Prime Time	Unchanged	Jan. 1/22	\$26.00
Golf Courses, Fanshawe Golf Course, Traditional Green Fees Member: Non-Prime Time	Unchanged	Jan. 1/22	\$21.00
Golf Courses, Fanshawe Golf Course, Traditional Green Fees Member: Twilight	Unchanged	Jan. 1/22	\$16.00
Golf Courses, Fanshawe Golf Course, Traditional Green Fees Member: Junior Rate	Unchanged	Jan. 1/22	\$13.00
Golf Courses, Fanshawe Golf Course, Traditional Classic Green Fees: Shoulder Season	Unchanged	Jan. 1/22	\$34.00
Golf Courses, Fanshawe Golf Course, Traditional Classic Green Fees: Prime Time	Unchanged	Jan. 1/22	\$45.00
Golf Courses, Fanshawe Golf Course, Traditional Classic Green Fees: Non-Prime Time	Unchanged	Jan. 1/22	\$38.00
Golf Courses, Fanshawe Golf Course, Traditional Classic Green Fees: Twilight	Unchanged	Jan. 1/22	\$25.00

## Schedule 1, 2022 Fees and Charges – Parks, Recreation & Neighbourhood Services

### Service Grouping: Neighbourhood & Recreation Services

Service/Activity	Status	2022 Proposed Effective Date	2022 Proposed Fee
Golf Courses, Fanshawe Golf Course, Traditional Classic Green Fees: Junior Rate	Unchanged	Jan. 1/22	\$20.00
Golf Courses, Fanshawe Golf Course, Traditional Classic Green Fees: Cart & Golf Package	Unchanged	Jan. 1/22	\$58.00
Golf Courses, Fanshawe Golf Course, Quarry Green Fees Member: Shoulder Season	Unchanged	Jan. 1/22	\$16.00
Golf Courses, Fanshawe Golf Course, Quarry Green Fees Member: Prime Time	Unchanged	Jan. 1/22	\$21.00
Golf Courses, Fanshawe Golf Course, Quarry Green Fees Member: Non-Prime Time	Unchanged	Jan. 1/22	\$19.00
Golf Courses, Fanshawe Golf Course, Quarry Green Fees Member: Twilight	Unchanged	Jan. 1/22	\$16.00
Golf Courses, Fanshawe Golf Course, Quarry Green Fees Member: Junior Rate	Unchanged	Jan. 1/22	\$13.00
Golf Courses, Fanshawe Golf Course, Quarry Green Fees Guest: Shoulder Season	Unchanged	Jan. 1/22	\$29.00
Golf Courses, Fanshawe Golf Course, Quarry Green Fees Guest: Prime Time	Unchanged	Jan. 1/22	\$36.00
Golf Courses, Fanshawe Golf Course, Quarry Green Fees Guest: Non-Prime Time	Unchanged	Jan. 1/22	\$33.00

## Schedule 1, 2022 Fees and Charges – Parks, Recreation & Neighbourhood Services

### Service Grouping: Neighbourhood & Recreation Services

Service/Activity	Status	2022 Proposed Effective Date	2022 Proposed Fee
Golf Courses, Fanshawe Golf Course, Quarry Green Fees Guest: Twilight	Unchanged	Jan. 1/22	\$26.00
Golf Courses, Fanshawe Golf Course, Quarry Green Fees Guest: Junior Rate	Unchanged	Jan. 1/22	\$21.00
Golf Courses, Fanshawe Golf Course, Quarry Green Fees Guest: Prime Time Cart & Golf Package (Quarry Only)	Unchanged	Jan. 1/22	\$48.00
Golf Course, Fanshawe Golf Course, Quarry Green Fees Guest: Non-Prime Time Cart & Golf Package (Quarry Only)	Unchanged	Jan. 1/22	\$42.00
Golf Courses, River Road Golf Course Member: Shoulder Season	Unchanged	Jan. 1/22	\$16.00
Golf Courses, River Road Golf Course Member: Prime Time	Unchanged	Jan. 1/22	\$21.00
Golf Courses, River Road Golf Course Member: Non-Prime Time	Unchanged	Jan. 1/22	\$19.00
Golf Courses, River Road Golf Course Member: Twilight	Unchanged	Jan. 1/22	\$16.00
Golf Courses, River Road Golf Course Member: Junior Rate	Unchanged	Jan. 1/22	\$13.00
Golf Courses, River Road Golf Course Guest: Shoulder Season	Unchanged	Jan. 1/22	\$29.00
Golf Courses, River Road Golf Course Member: Prime Time	Unchanged	Jan. 1/22	\$36.00
Golf Courses, River Road Golf Course Member: Non-Prime Time	Unchanged	Jan. 1/22	\$33.00

## Schedule 1, 2022 Fees and Charges – Parks, Recreation & Neighbourhood Services

### Service Grouping: Neighbourhood & Recreation Services

Service/Activity	Status	2022 Proposed Effective Date	2022 Proposed Fee
Golf Courses, River Road Golf Course Member: Twilight	Unchanged	Jan. 1/22	\$26.00
Golf Courses, River Road Golf Course Member: Junior Rate	Unchanged	Jan. 1/22	\$21.00
Golf Courses, Other Green Fees: Fanshawe - Parkside Nine	Unchanged	Jan. 1/22	\$0.00
Golf Courses: Other Green Fees, Promotional Rates	Unchanged	Jan. 1/22	\$20.00 to \$50.00
Golf Courses, Golf, Unlimited Membership All Courses (7 days): Adult	Unchanged	Jan. 1/22	\$1,550.00
Golf Courses, Golf, Unlimited Membership All Courses (7 days), Adult Payment Plan (March to July 15)	Unchanged	Jan. 1/22	\$1,600.00
Golf Courses, Golf, Unlimited Membership All Courses (7 days), Senior (65 and over)	Unchanged	Jan. 1/22	\$1,400.00
Golf Courses, Golf, Unlimited Membership All Courses (7 days), Senior (65 and over) Payment Plan	Unchanged	Jan. 1/22	\$1,450.00
Golf Courses, Golf, Unlimited Membership All Courses (7 days), Youth (9 to 18)	Unchanged	Jan. 1/22	\$475.00
Golf Courses, Golf, Unlimited Membership All Courses (7 days), Youth (9 to 18) Payment Plan	Unchanged	Jan. 1/22	\$525.00
Golf Courses, Golf, Unlimited Membership All Courses (7 days), Intermediate/Student (19 to 24)	Unchanged	Jan. 1/22	\$975.00



## Schedule 1, 2022 Fees and Charges – Parks, Recreation & Neighbourhood Services

### Service Grouping: Neighbourhood & Recreation Services

Service/Activity	Status	2022 Proposed Effective Date	2022 Proposed Fee
Golf Courses, Golf, Unlimited Membership All Courses (7 days), Intermediate (25 to 29)	Unchanged	Jan. 1/22	\$1,025.00
Golf Courses, Golf, Unlimited Membership All Courses (7 days), Intermediate/Student (19 to 24) Payment Plan	Unchanged	Jan. 1/22	\$1,025.00
Golf Courses, Golf, Value (19+) any course Monday to Friday, restricted to RR, Quarry and Hickory on weekends	Unchanged	Jan. 1/22	\$1,175.00
Golf Courses, Golf, Value (19+) any course Monday to Friday, restricted to RR, Quarry and Hickory on weekends Payment Plan	Unchanged	Jan. 1/22	\$1,225.00
Golf Courses, Golf, Hickory (9 to 18)	Unchanged	Jan. 1/22	\$275.00
Golf Courses, Golf, Unlimited Hickory (19+) (7 Days)	Unchanged	Jan. 1/22	\$650.00
Golf Courses, Golf, Regular Memberships (7 days): Adult (19+)	Unchanged	Jan. 1/22	\$269.00
Golf Courses, Golf, Regular Memberships (7 days): Senior (65 and over)	Unchanged	Jan. 1/22	\$249.00
Golf Courses, Golf, Regular Memberships (7 days): Youth (9 to 18)	Unchanged	Jan. 1/22	\$149.00
Golf Courses, Golf, Regular Memberships (7 days): Hickory (19 and over)	Unchanged	Jan. 1/22	\$159.00
Golf Courses, Golf, Regular Memberships (7 days): Hickory (9 to 18)	Unchanged	Jan. 1/22	\$49.00

# Schedule 1, 2022 Fees and Charges – Parks, Recreation & Neighbourhood Services

## Service Grouping: Neighbourhood & Recreation Services

Service/Activity	Status	2022 Proposed Effective Date	2022 Proposed Fee
Golf Courses, Golf Lessons: Spectrum Adult & Senior Spring Classes	Unchanged	Jan. 1/22	\$115.00
Golf Courses, Golf Lessons: Spectrum Junior Boy/Girls Summer Classes	Unchanged	Jan. 1/22	\$125.00
Golf Courses, Golf Lessons: Spectrum Boot Camp	Unchanged	Jan. 1/22	\$140.00
Golf Courses, Golf Lessons: Spectrum Winter Junior Classes	Unchanged	Jan. 1/22	\$80.00
Golf Courses, Golf Lessons: Spectrum Winter Adult Classes	Unchanged	Jan. 1/22	\$110.00
Golf Courses, Pro Shop Services, Electric Cart Rental: Single Riders: Prime Time (All Courses)	Unchanged	Jan. 1/22	\$20.00
Golf Courses, Pro Shop Services, Electric Cart Rental: Single Riders: Non-Prime Time (All Courses)	Unchanged	Jan. 1/22	\$17.00
Golf Courses, Pro Shop Services, Electric Cart Rental: Single Riders: Hickory (any time)	Unchanged	Jan. 1/22	\$13.00
Golf Courses, Pro Shop Services: Electric Cart Rental - 18 Hole Unlimited	Unchanged	Jan. 1/22	\$750.00
Golf Courses, Pro Shop Services: Electric Cart Rental - 20X Rides 18 Holes Prime	Unchanged	Jan. 1/22	\$340.00
Golf Courses, Pro Shop Services: Electric Cart Rental - 20X Rides 18 Holes Non-Prime	Unchanged	Jan. 1/22	\$260.00
Golf Courses, Pro Shop Services: Electric Cart Rental - 20X Rides 9 Holes	Unchanged	Jan. 1/22	\$170.00

# Schedule 1, 2022 Fees and Charges – Parks, Recreation & Neighbourhood Services

## Service Grouping: Neighbourhood & Recreation Services

Service/Activity	Status	2022 Proposed Effective Date	2022 Proposed Fee
Golf Courses, Pro Shop Rentals: Pull Carts	Unchanged	Jan. 1/22	\$5.00
Golf Courses, Pro Shop Rentals: Pull Carts Annual Fee	Unchanged	Jan. 1/22	\$100.00
Golf Courses, Pro Shop Rentals: Club Rental 18 holes	Unchanged	Jan. 1/22	\$10.00
Golf Courses, Pro Shop Rentals: Club Rental 9 holes	Unchanged	Jan. 1/22	\$5.00
Golf Courses, Pro Shop Rentals: Club Storage (Season) - Adult	Unchanged	Jan. 1/22	\$75.00
Golf Courses, Pro Shop Rentals: Club Storage (Season) - Power Caddie	Unchanged	Jan. 1/22	\$110.00
Golf Courses, Pro Shop Rentals: Indoor Range - One Hour	Unchanged	Jan. 1/22	\$5.00
Golf Courses, Pro Shop Rentals: Indoor Range - 1/2 Hour	Unchanged	Jan. 1/22	\$3.00
Special Events Coordination, Special Events: Major Special Event Admin. Fee	Unchanged	Jan. 1/22	\$72.70
Special Events Coordination, Special Events: Other Administration Fee	Unchanged	Jan. 1/22	\$36.10
Special Events Coordination, Special Events: Attendants (per hour)	Unchanged	Jan. 1/22	\$17.25
Special Events Coordination, Special Events: Beer Gardens Permit (per event)	Unchanged	Jan. 1/22	\$350.30
Special Events Coordination, Special Events: Kiwanis Memorial Bandshell Victoria Park (per hour)	Unchanged	Jan. 1/22	\$16.25

# Schedule 1, 2022 Fees and Charges – Parks, Recreation & Neighbourhood Services

## Service Grouping: Neighbourhood & Recreation Services

Service/Activity	Status	2022 Proposed Effective Date	2022 Proposed Fee
Special Events Coordination, Special Events: Non-Profit Parkland Rental Fee (per day)	Unchanged	Jan. 1/22	\$103.02
Special Events Coordination, Special Events: Commercial Parkland Rental Fee (per day)	Unchanged	Jan. 1/22	\$724.65
Special Events Coordination, Special Events: Showmobile Rental-Private/Commercial	Unchanged	Jan. 1/22	\$632.65
Special Events Coordination, Special Events: Showmobile Rental-Not for Profit	Unchanged	Jan. 1/22	\$567.80
Special Events Coordination, Special Events: Vendor Permits –/unit/year with business license	Unchanged	Jan. 1/22	\$39.20
Special Events Coordination, Special Events: Vendor Permits –/event no business license	Unchanged	Jan. 1/22	\$122.90
Special Events Coordination, Special Events: Vendor Permit – 1 to 3 days (under 10 ft.)	Unchanged	Jan. 1/22	\$61.70
Special Events Coordination, Special Events: Vendor Permit – 1 to 3 days (over 10 ft.)	Unchanged	Jan. 1/22	\$122.90
Special Events Coordination, Special Events: Vendor Permit - 4+ days (under 10 ft.)	Unchanged	Jan. 1/22	\$72.70
Special Events Coordination, Special Events: Vendor Permit - 4+ days (over 10 ft.)	Unchanged	Jan. 1/22	\$139.60

## Schedule 1, 2022 Fees and Charges – Parks, Recreation & Neighbourhood Services

### Service Grouping: Neighbourhood & Recreation Services

Service/Activity	Status	2022 Proposed Effective Date	2022 Proposed Fee
Special Events Coordination, Special Events: Electrical Service (per ped./day)	Unchanged	Jan. 1/22	\$10.30
Special Events Coordination, Special Events: Picnic Tables (per table)	Unchanged	Jan. 1/22	\$28.25
Special Events Coordination, Special Events: Water Service (per day)	Unchanged	Jan. 1/22	\$24.60
Special Events Coordination, Special Events: Hay Bale	Unchanged	Jan. 1/22	\$6.70
Special Events Coordination, Special Events: Skateboard Feature Removal	Unchanged	Jan. 1/22	\$1,504.75
Special Events Coordination, Special Events: Bleacher Rental	Unchanged	Jan. 1/22	\$838.65
Special Events Coordination, Special Events: Bleacher Rental - each additional day	Unchanged	Jan. 1/22	\$359.20
Special Events Coordination, Special Events: Garbage Bin -per event not on City of London property	Unchanged	Jan. 1/22	\$12.60
Special Events Coordination, Special Events: Springbank Gardens Special Event Set Up Fee (per hour)	Unchanged	Jan. 1/22	\$33.50
Special Events Coordination, Special Events: Filming (Commercial/For Profit) per day	Unchanged	Jan 1/22	\$100.00
Special Events Coordination, Special Events: Filming (Not for Profit) flat rate	Unchanged	Jan 1/22	\$50.00
Special Events Coordination, Special Events: Filming Student Project	Unchanged	Jan 1/22	\$0.00

## Schedule 1, 2022 Fees and Charges – Parks, Recreation & Neighbourhood Services

### Service Grouping: Neighbourhood & Recreation Services

Service/Activity	Status	2022 Proposed Effective Date	2022 Proposed Fee
Special Events Coordination, Special Events: Filming B Roll	Unchanged	Jan 1/22	\$25.00
Special Events Coordination, Special Events: Movie Screen per day	Unchanged	Jan 1/22	\$30.00
Special Events Coordination, Special Events: Clean Up Deposit	Unchanged	Jan 1/22	\$1,000.00
Special Events Coordination, Special Events: Barricades -per event not on City of London property	Unchanged	Jan 1/22	\$6.05
Special Events Coordination, Civic Garden Complex - Hall Rentals: Horticultural Group Rentals per hour	Unchanged	Jan 1/22	\$18.90
Special Events Coordination, Civic Garden Complex - Hall Rentals: Wedding Rate - Half Day	Unchanged	Jan 1/22	\$660.90
Special Events Coordination, Civic Garden Complex - Hall Rentals: Wedding Rate - Full Day	Unchanged	Jan 1/22	\$1,026.90
Special Events Coordination, Civic Garden Complex - Hall Rentals: Special Occasions (maximum 4 Hours)	Unchanged	Jan 1/22	\$330.45
Special Events Coordination, Civic Garden Complex - Hall Rentals: Special Occasions - Full Day	Unchanged	Jan 1/22	\$1,027.40
Special Events Coordination, Civic Garden Complex - Hall Rentals: Commercial - Half Day	Unchanged	Jan 1/22	\$704.25
Special Events Coordination, Civic Garden Complex - Hall Rentals: Commercial - Full Day	Unchanged	Jan 1/22	\$1,320.75

## Schedule 1, 2022 Fees and Charges – Parks, Recreation & Neighbourhood Services

### Service Grouping: Neighbourhood & Recreation Services

Service/Activity	Status	2022 Proposed Effective Date	2022 Proposed Fee
Special Events Coordination, Civic Garden Complex - Hall Rentals: Conservatory for Pictures per hour	Unchanged	Jan 1/22	\$45.00
Special Events Coordination, Civic Garden Complex - Hall Rentals: Business Meetings "A" - full day	Unchanged	Jan 1/22	\$330.45
Special Events Coordination, Civic Garden Complex - Hall Rentals: Business Meetings "B" - half day	Unchanged	Jan 1/22	\$221.15
Special Events Coordination, Civic Garden Complex - Hall Rentals: Rental Set Up Fee (4 hour maximum)	Unchanged	Jan 1/22	\$178.74
Special Events Coordination, Springbank Gardens - Private Events: Wedding Rate - Half Day	Unchanged	Jan 1/22	\$660.90
Special Events Coordination, Springbank Gardens - Private Events: Wedding Rate - Full Day	Unchanged	Jan 1/22	\$1,026.90
Special Events Coordination, Springbank Gardens - Private Events: Commercial - Half Day	Unchanged	Jan 1/22	\$703.75
Special Events Coordination, Springbank Gardens - Private Events: Commercial - Full Day	Unchanged	Jan 1/22	\$1,320.75
Special Events Coordination, Springbank Gardens - Private Events: Not For Profit Company (under 8 hours)	Unchanged	Jan 1/22	\$180.90
Special Events Coordination, Springbank Gardens - Private Events: Not For Profit Company (over 8 hours)	Unchanged	Jan 1/22	\$362.35

## Schedule 1, 2022 Fees and Charges – Parks, Recreation & Neighbourhood Services

### Service Grouping: Neighbourhood & Recreation Services

Service/Activity	Status	2022 Proposed Effective Date	2022 Proposed Fee
Special Events Coordination, Springbank Gardens - Private Events: Special Occasions (maximum 4 Hours)	Unchanged	Jan 1/22	\$330.40
Special Events Coordination, Springbank Gardens - Private Events: Special Occasions - Full Day	Unchanged	Jan 1/22	\$1,026.90
Special Events Coordination, Springbank Gardens - Private Events: Table for Special Events	Unchanged	Jan 1/22	\$6.30
Special Events Coordination, Springbank Gardens - Private Events: Chair for Special Events	Unchanged	Jan 1/22	\$1.35
Special Events Coordination, Springbank Gardens - Private Events: Rental Set Up Fee (4 hour maximum)	Unchanged	Jan 1/22	\$178.74
Special Events Coordination, Dundas Place: One Block Rental For Profit	Unchanged	Jan 1/22	\$515.11
Special Events Coordination, Dundas Place: One Block Rental Non-Profit	Unchanged	Jan 1/22	\$257.56
Special Events Coordination, Dundas Place: Four Block Rental For Profit	Unchanged	Jan 1/22	\$1,545.34
Special Events Coordination, Dundas Place: Four Block Rental Non-Profit	Unchanged	Jan 1/22	\$824.18
Special Events Coordination, Dundas Place: Alcohol Service Fee / Per Block	Unchanged	Jan 1/22	\$180.29
Special Events Coordination, Dundas Place: Folding Tables	Unchanged	Jan 1/22	\$10.30
Special Events Coordination, Dundas Place: Picnic Tables	Unchanged	Jan 1/22	\$20.60
Special Events Coordination, Dundas Place: 10x10 Tent	Unchanged	Jan 1/22	\$77.27



## Schedule 1, 2022 Fees and Charges – Parks, Recreation & Neighbourhood Services

### Service Grouping: Neighbourhood & Recreation Services

Service/Activity	Status	2022 Proposed Effective Date	2022 Proposed Fee
Special Events Coordination, Dundas Place: 10x20 Tent	Unchanged	Jan 1/22	\$180.29
Special Events Coordination, Dundas Place: Propane Heater	Unchanged	Jan 1/22	\$77.27
Special Events Coordination, Dundas Place: Umbrella with Base	Unchanged	Jan 1/22	\$10.30
Special Events Coordination, Dundas Place: PA System	Unchanged	Jan 1/22	\$103.02
Special Events Coordination, Dundas Place: Red Cube Furniture (per set)	Unchanged	Jan 1/22	\$51.51
Special Events Coordination, Dundas Place: Movie Screen	Unchanged	Jan 1/22	\$154.53
Special Events Coordination, Dundas Place: Cruiser Table	Unchanged	Jan 1/22	\$20.60
Special Events Coordination, Dundas Place: Planter Rental (per season)	Unchanged	Jan 1/22	\$103.02
Special Events Coordination, Dundas Place: Stage Decking (4x4)	Unchanged	Jan 1/22	\$20.60
Special Events Coordination, Dundas Place: Stage Decking (4x8)	Unchanged	Jan 1/22	\$30.91
Sports Services: Basketball	Unchanged	Jan 1/22	\$585.00
Sports Services: Basketball	Unchanged	Sept. 1/22	\$594.00
Sports Services: Volleyball	Unchanged	Jan 1/22	\$638.00
Sports Services: Volleyball	Unchanged	Sept. 1/22	\$648.00
Sports Services: Beach Volleyball - Minor - (Per 2 hours)	Unchanged	Jan. 1/22	\$20.50
Sports Services: Beach Volleyball - Adult - (Per 2 hours)	Unchanged	Jan. 1/22	\$27.50
Sports Services: Cricket (Per 2 hours)	Unchanged	Jan. 1/22	\$15.50
Sports Services, Ball Diamond Permit Fees (Per 2 Hours/Week): Adult Affiliate	Unchanged	Jan. 1/22	\$48.00

## Schedule 1, 2022 Fees and Charges – Parks, Recreation & Neighbourhood Services

### Service Grouping: Neighbourhood & Recreation Services

Service/Activity	Status	2022 Proposed Effective Date	2022 Proposed Fee
Sports Services, Ball Diamond Permit Fees (Per 2 Hours/Week): Minor Affiliate	Unchanged	Jan. 1/22	\$21.50
Sports Services, Ball Diamond Permit Fees (Per 2 Hours/Week): Minor Affiliate - Irrigated	Unchanged	Jan. 1/22	\$34.50
Sports Services, Ball Diamond Permit Fees (Per 2 Hours/Week): Adult Affiliate - Irrigated	Unchanged	Jan. 1/22	\$79.00
Sports Services, Ball Diamond Permit Fees (Per 2 Hours/Week): Lights	Unchanged	Jan. 1/22	\$15.00
Sports Services, Ball Diamond Permit Fees (Per 2 Hours/Week): Tournament Rate	Unchanged	Jan. 1/22	Rate +10%
Sports Services, Ball Diamond Permit Fees (Per 2 Hours/Week): Non-Affiliate Premium	Unchanged	Jan. 1/22	Rate + 5%
Sports Services, Labatt Park: Minor Affiliate - 2hours	Unchanged	Jan. 1/22	\$56.50
Sports Services, Labatt Park: Minor Affiliate - 4 hours	Unchanged	Jan. 1/22	\$83.00
Sports Services, Labatt Park: Minor Affiliate - 6 hours	Unchanged	Jan. 1/22	\$113.00
Sports Services, Labatt Park: Adult Affiliate - 2 hours	Unchanged	Jan. 1/22	\$213.50
Sports Services, Labatt Park: Adult Affiliate - 4 hours	Unchanged	Jan. 1/22	\$321.00
Sports Services, Labatt Park: Stadium Sportsfield Lighting	Unchanged	Jan. 1/22	\$22.50

## Schedule 1, 2022 Fees and Charges – Parks, Recreation & Neighbourhood Services

### Service Grouping: Neighbourhood & Recreation Services

Service/Activity	Status	2022 Proposed Effective Date	2022 Proposed Fee
Sports Services, Labatt Park: Social Function - 4 hours or less	Unchanged	Jan. 1/22	\$498.00
Sports Services, Soccer Fees (Per 2 Hours): Minor Affiliate Non-Irrigated	Unchanged	Jan. 1/22	\$21.50
Sports Services, Soccer Fees (Per 2 Hours): Adult Affiliate Non-Irrigated	Unchanged	Jan. 1/22	\$28.50
Sports Services, Soccer Fees (Per 2 Hours): Minor Affiliate Irrigated	Unchanged	Jan. 1/22	\$64.50
Sports Services, Soccer Fees (Per 2 Hours): Minor Affiliate Lighted Irrigated	Unchanged	Jan. 1/22	\$94.50
Sports Services, Soccer Fees (Per 2 Hours): City Wide Artificial Turf Affiliate Minor Rate	Unchanged	Jan. 1/22	\$92.50
Sports Services, Soccer Fees (Per 2 Hours): City Wide Artificial Turf Affiliate Minor Rate - Lighted	Unchanged	Jan. 1/22	\$129.50
Sports Services, Soccer Fees (Per 2 Hours): Adult Affiliate Irrigated	Unchanged	Jan. 1/22	\$94.50
Sports Services, Soccer Fees (Per 2 Hours): Adult Affiliate Lighted and Irrigated	Unchanged	Jan. 1/22	\$123.50
Sports Services, Soccer Fees (Per 2 Hours): City Wide Artificial Turf Adult Affiliate Rate	Unchanged	Jan. 1/22	\$135.00
Sports Services, Soccer Fees (Per 2 Hours): City Wide Artificial Turf Adult Affiliate Rate - Lighted	Unchanged	Jan. 1/22	\$173.00
Sports Services, Soccer Fees (Per 2 Hours): City Wide Artificial Turf - Non-Prime Time	Unchanged	Jan. 1/22	\$57.00

## Schedule 1, 2022 Fees and Charges – Parks, Recreation & Neighbourhood Services

### Service Grouping: Neighbourhood & Recreation Services

Service/Activity	Status	2022 Proposed Effective Date	2022 Proposed Fee
Sports Services, Soccer Fees (Per 2 Hours): Minor Affiliate Mini Irrigated	Unchanged	Jan. 1/22	\$26.00
Sports Services, Soccer Fees (Per 2 Hours): Mid-Size Affiliate Minor Irrigated	Unchanged	Jan. 1/22	\$32.50
Sports Services, Soccer Fees (Per 2 Hours): Non-Affiliate Premium	Unchanged	Jan. 1/22	Rate + 5%
Storybook Gardens: One Individual Annual Pass	Unchanged	Jan. 1/22	\$34.51
Storybook Gardens: Annual Pass, Bulk Purchase Rate, 20 to 99	Unchanged	Jan. 1/22	\$30.09
Storybook Gardens: Annual Pass, Bulk Purchase Rate, 100+	Unchanged	Jan. 1/22	\$27.43
Storybook Gardens: Season Ride Pass	Unchanged	Jan. 1/22	\$30.09
Storybook Gardens, Regular Admissions (Summer): Adult	Unchanged	Jan. 1/22	\$8.75
Storybook Gardens, Regular Admissions (Summer): Child	Unchanged	Jan. 1/22	\$8.75
Storybook Gardens, Regular Admissions (Summer): Family	Unchanged	Jan. 1/22	\$31.00
Storybook Gardens, Group / Corporate Admissions (Summer): Adult	Unchanged	Jan. 1/22	\$7.00
Storybook Gardens, Group / Corporate Admissions (Summer): Child	Unchanged	Jan. 1/22	\$7.00
Storybook Gardens, Special Event Rates (Summer): 2 for 1 Admission (all ages)	Unchanged	Jan. 1/22	\$5.00
Storybook Gardens, Special Event Rates (Summer): 2 for 1 Admission (Family)	Unchanged	Jan. 1/22	\$20.00

## Schedule 1, 2022 Fees and Charges – Parks, Recreation & Neighbourhood Services

### Service Grouping: Neighbourhood & Recreation Services

Service/Activity	Status	2022 Proposed Effective Date	2022 Proposed Fee
Storybook Gardens, Special Event Rates (Summer): Special Event (all ages)	Unchanged	Jan. 1/22	\$2.00
Storybook Gardens, Special Event Rates (Summer): Special Program (all ages)	Unchanged	Jan. 1/22	\$17.00
Storybook Gardens, Special Event Rates (Summer): Twilight Rate (all ages)	Unchanged	Jan. 1/22	\$5.00
Storybook Gardens, Regular Admissions (Winter): Adult	Unchanged	Jan. 1/22	\$4.50
Storybook Gardens, Regular Admissions (Winter): Child	Unchanged	Jan. 1/22	\$3.50
Storybook Gardens, Regular Admissions (Winter): Family	Unchanged	Jan. 1/22	\$13.00
Storybook Gardens, Regular Admissions (Winter): Special Event #1	Unchanged	Jan. 1/22	\$10.00
Storybook Gardens, Regular Admissions (Winter): Special Event #2	Unchanged	Jan. 1/22	\$3.00
Storybook Gardens, Program Revenue: Birthday Parties - Package #1	Unchanged	Jan. 1/22	\$190.00
Storybook Gardens, Program Revenue: Birthday Parties - Package #2	Unchanged	Jan. 1/22	\$230.00
Storybook Gardens, Program Revenue: Celebration Saturday Package	Unchanged	Jan. 1/22	\$300.00
Storybook Gardens, Program Revenue: Celebration Saturday Package or Birthday Parties (per extra child)	Unchanged	Jan. 1/22	\$12.00
Storybook Gardens, Program Revenue: Specialized Summer Day Camp	Unchanged	Jan. 1/22	\$190.00

## Schedule 1, 2022 Fees and Charges – Parks, Recreation & Neighbourhood Services

### Service Grouping: Neighbourhood & Recreation Services

Service/Activity	Status	2022 Proposed Effective Date	2022 Proposed Fee
Storybook Gardens, Program Revenue: Preschool Mini-Camp	Unchanged	Jan. 1/22	\$95.00
Storybook Gardens, Program Revenue: PD Day Camp	Unchanged	Jan. 1/22	\$55.00
Storybook Gardens, Program Revenue: Educational Program Group	Unchanged	Jan. 1/22	\$9.00
Storybook Gardens, Miscellaneous Revenue: Amusement Ride and Activity Tickets, each	Unchanged	Jan. 1/22	\$2.75
Storybook Gardens, Miscellaneous Revenue: Amusement Ride and Activity Tickets, 20	Unchanged	Jan. 1/22	\$35.00
Storybook Gardens, Miscellaneous Revenue: Amusement Ride individual day pass	Unchanged	Jan. 1/22	\$14.00
Storybook Gardens, Miscellaneous Revenue: Amusement Ride individual 1/2-day pass	Unchanged	Jan. 1/22	\$7.00
Storybook Gardens, Miscellaneous Revenue: Wagon rentals	Unchanged	Jan. 1/22	\$6.00
Storybook Gardens, Miscellaneous Revenue: Skate rental	Unchanged	Jan. 1/22	\$6.50
Storybook Gardens, Miscellaneous Revenue: Locker rental	Unchanged	Jan. 1/22	\$3.00
Storybook Gardens, Miscellaneous Revenue: Additional Program Staff, per hour	Unchanged	Jan. 1/22	\$18.00

Note: Current members receive 10% discount on all program fees.

## Schedule 1, 2022 Fees and Charges – Parks, Recreation & Neighbourhood Services

### Service Grouping: Neighbourhood & Recreation Services

Service/Activity	Status	2022 Proposed Effective Date	2022 Proposed Fee
Storybook Gardens, Facility Equipment Rentals: Storybook site rental, summer season, per hour	Unchanged	Jan. 1/22	\$362.00
Storybook Gardens, Facility Equipment Rentals: Storybook site rental, winter season	Unchanged	Jan. 1/22	\$212.50
Storybook Gardens, Facility Equipment Rentals: Rentals: picnic, chapel, pavilion	Unchanged	Jan. 1/22	\$40.00
Storybook Gardens, Facility Equipment Rentals: Vender Permit – 1 to 3 days (under 10 ft.)	Unchanged	Jan. 1/22	\$59.00
Storybook Gardens, Facility Equipment Rentals: Vender Permit – 1 to 3 days (over 10 ft.)	Unchanged	Jan. 1/22	\$117.50
Storybook Gardens, Facility Equipment Rentals: Ultimate Storybook Family Day Pass #1 - Includes: admission, rides, lunch combo (4), beavertail and 10% gift store	Unchanged	Jan. 1/22	\$95.00
Storybook Gardens, Facility Equipment Rentals: Ultimate Storybook Family Day Pass #2 (option with gift)	Unchanged	Jan. 1/22	\$110.00
Storybook Gardens, Community Gardens: Plot Rental Fee	Unchanged	Jan. 1/22	\$42.45
Storybook Gardens, Community Gardens: Rototilling Fee	Unchanged	Jan. 1/22	\$40.00

## Schedule 1, 2022 Fees and Charges – Parks, Recreation & Neighbourhood Services

### Service Grouping: Neighbourhood & Recreation Services

Service/Activity	Status	2022 Proposed Effective Date	2022 Proposed Fee
Community Gardens: Neighbourhood Managed Garden Rental Fee - Full Maintenance (per year)	Unchanged	Jan. 1/22	\$40.80/40m <sup>2</sup>
Community Gardens: Neighbourhood Managed Garden Rental Fee - water only (per year)	Unchanged	Jan. 1/22	\$17.44/40m <sup>2</sup>
Recreation Administration: Picnic Site Reservations (Full Day, NP)	Unchanged	Jan. 1/22	\$59.95
Recreation Administration: Picnic Site Reservation (Full Day, P)	Unchanged	Jan. 1/22	\$71.63
Recreation Administration: Picnic Site Reservation (Covered, Full Day, NP)	Unchanged	Jan. 1/22	\$85.95
Recreation Administration: Picnic Site Reservation (Covered, Full Day, P)	Unchanged	Jan. 1/22	\$100.27
Recreation Administration: Extra Fee (51 to 100 people)	Unchanged	Jan. 1/22	\$35.00
Recreation Administration: Extra Fee (101 to 150 people)	Unchanged	Jan. 1/22	\$70.00
Recreation Administration: Extra Fee (151+ people)	Unchanged	Jan. 1/22	\$105.00
Recreation Administration: Commercial Fitness Activities in Parks, per hour	Unchanged	Jan. 1/22	\$27.50
Recreation Administration: Park Signage (in designated parks)	Unchanged	Jan. 1/22	\$35.00
Recreation Administration: Commercial Activities in Parks - non fitness related, per hour	Unchanged	Jan. 1/22	\$62.15
Recreation Administration: Community Events/Activities in Parks - Small -1 to 100, per event	Unchanged	Jan. 1/22	\$116.40



## Schedule 1, 2022 Fees and Charges – Parks, Recreation & Neighbourhood Services

### Service Grouping: Neighbourhood & Recreation Services

Service/Activity	Status	2022 Proposed Effective Date	2022 Proposed Fee
Recreation Administration: Community Events/Activities in Parks - Large (101 to 300, per event)	Unchanged	Jan. 1/22	\$232.85
Recreation Administration: Private Events/Activities in Parks - Small (1 to 100, per event)	Unchanged	Jan. 1/22	\$232.85
Recreation Administration: Private Events/Activities in Parks - Large (101 to 300, per event)	Unchanged	Jan. 1/22	\$465.65
Recreation Administration: Commercial Skate Park Rental (per hour)	Unchanged	Jan. 1/22	\$31.08

## Schedule 1, 2022 Fees and Charges – Parks, Recreation & Neighbourhood Services

### Service Grouping: Parks & Urban Forestry

Service/Activity	Status	2022 Proposed Effective Date	2022 Proposed Fee
Forestry Operations - Boulevard Tree Protection By-law CP.-22, Tree Removal, Restoration, Tree Size (DBH) Diameter at Breast Height: <10cm	Unchanged	Jan. 1/22	\$1,240.00
Forestry Operations - Boulevard Tree Protection By-law CP.-22, Tree Removal, Restoration, Tree Size (DBH) Diameter at Breast Height: 11cm to 20cm	Unchanged	Jan. 1/22	\$1,890.00
Forestry Operations - Boulevard Tree Protection By-law CP.-22, Tree Removal, Restoration, Tree Size (DBH) Diameter at Breast Height: 21cm to 30cm	Unchanged	Jan. 1/22	\$2,240.00
Forestry Operations - Boulevard Tree Protection By-law CP.-22, Tree Removal, Restoration, Tree Size (DBH) Diameter at Breast Height: 31cm to 40cm	Unchanged	Jan. 1/22	\$2,590.00
Forestry Operations - Boulevard Tree Protection By-law CP.-22, Tree Removal, Restoration, Tree Size (DBH) Diameter at Breast Height: 41cm to 50cm	Unchanged	Jan. 1/22	\$3,740.00
Forestry Operations - Boulevard Tree Protection By-law CP.-22, Tree Removal, Restoration, Tree Size (DBH) Diameter at Breast Height: 51cm to 60cm	Unchanged	Jan. 1/22	\$4,090.00

## Schedule 1, 2022 Fees and Charges – Parks, Recreation & Neighbourhood Services

### Service Grouping: Parks & Urban Forestry

Service/Activity	Status	2022 Proposed Effective Date	2022 Proposed Fee
Forestry Operations - Boulevard Tree Protection By-law CP.-22, Tree Removal, Restoration, Tree Size (DBH) Diameter at Breast Height: 61cm to 70cm	Unchanged	Jan. 1/22	\$4,440.00
Forestry Operations - Boulevard Tree Protection By-law CP.-22, Tree Removal, Restoration, Tree Size (DBH) Diameter at Breast Height: 71cm to 80cm	Unchanged	Jan. 1/22	\$5,490.00
Forestry Operations - Boulevard Tree Protection By-law CP.-22, Tree Removal, Restoration, Tree Size (DBH) Diameter at Breast Height: 81cm to 90cm	Unchanged	Jan. 1/22	\$5,840.00
Forestry Operations - Boulevard Tree Protection By-law CP.-22, Tree Removal, Restoration, Tree Size (DBH) Diameter at Breast Height: 91cm to 100cm	Unchanged	Jan. 1/22	\$7,190.00
Forestry Operations - Boulevard Tree Protection By-law CP.-22, Tree Removal, Restoration, Tree Size (DBH) Diameter at Breast Height: 101cm to 120cm	Unchanged	Jan. 1/22	\$9,040.00
Forestry Operations - Boulevard Tree Protection By-law CP.-22, Tree Removal, Restoration, Tree Size (DBH) Diameter at Breast Height: 121cm to 130cm	Unchanged	Jan. 1/22	\$9,390.00

## Schedule 1, 2022 Fees and Charges – Parks, Recreation & Neighbourhood Services

### Service Grouping: Parks & Urban Forestry

Service/Activity	Status	2022 Proposed Effective Date	2022 Proposed Fee
Forestry Operations - Boulevard Tree Protection By-law CP.-22, Tree Removal, Restoration, Tree Size (DBH) Diameter at Breast Height: 131cm to 140cm	Unchanged	Jan. 1/22	\$10,940.00
Forestry Operations - Boulevard Tree Protection By-law CP.-22, Tree Removal, Restoration, Tree Size (DBH) Diameter at Breast Height: 141cm to 150cm	Unchanged	Jan. 1/22	\$11,290.00
Forestry Operations - Boulevard Tree Protection By-law CP.-22, Tree Removal, Restoration, Tree Size (DBH) Diameter at Breast Height: 151cm to 160cm	Unchanged	Jan. 1/22	\$11,640.00
Forestry Operations - Boulevard Tree Protection By-law CP.-22, Tree Removal, Restoration, Tree Size (DBH) Diameter at Breast Height: 161cm to 170cm	Unchanged	Jan. 1/22	\$11,990.00
Forestry Operations - Boulevard Tree Protection By-law CP.-22, Tree Removal, Restoration, Tree Size (DBH) Diameter at Breast Height: 171cm to 180cm	Unchanged	Jan. 1/22	\$12,340.00
Forestry Operations - Boulevard Tree Protection By-law CP.-22, Tree Removal, Restoration, Tree Size (DBH) Diameter at Breast Height: 181cm to 190cm	Unchanged	Jan. 1/22	\$12,690.00

# Schedule 1, 2022 Fees and Charges – Parks, Recreation & Neighbourhood Services

## Service Grouping: Parks & Urban Forestry

Service/Activity	Status	2022 Proposed Effective Date	2022 Proposed Fee
Forestry Operations - Boulevard Tree Protection By-law CP.-22, Tree Removal, Restoration, Tree Size (DBH) Diameter at Breast Height: >191cm	Unchanged	Jan. 1/22	\$13,040.00
Urban Forestry - Tree Protection By-law C.P.-1515-228: Injure or Destroy any Tree that the City Planner accepts is hazardous	Unchanged	Jan. 1/22	No fee
Urban Forestry - Tree Protection By-law C.P.-1515-228: Injure or Destroy any Tree where that Injury, or Destruction is required under any Court Order or an Order issued under in accordance with an Act or Regulation or other By-law	Unchanged	Jan. 1/22	No fee
Urban Forestry - Tree Protection By-law C.P.-1515-228: Remove any Tree that is fallen, falling, or dead or dying, from natural causes	Unchanged	Jan. 1/22	No fee
Urban Forestry - Tree Protection By-law C.P.-1515-228: Injure or Destroy one Distinctive Tree	Unchanged	Jan. 1/22	\$100/tree
Urban Forestry - Tree Protection By-law C.P.-1515-228, Injure or Destroy one to three living Trees within a Tree Protection Area: Less than 50cm diameter	Unchanged	Jan. 1/22	\$75/tree
Urban Forestry - Tree Protection By-law C.P.-1515-228, Injure or Destroy one to three living Trees within a Tree Protection Area: More than 50cm diameter	Unchanged	Jan. 1/22	\$100/tree
Urban Forestry - Tree Protection By-law C.P.-1515-228, Injure or Destroy four or more living Trees within a Tree Protection Area: Less than 50cm diameter	Unchanged	Jan. 1/22	\$75/tree
Urban Forestry - Tree Protection By-law C.P.-1515-228, Injure or Destroy four or more living Trees within a Tree Protection Area: More than 50cm diameter	Unchanged	Jan. 1/22	\$100/tree, up to a maximum of \$1,000.
Urban Forestry - Tree Protection By-law C.P.-1515-228: Developer - Subdivision Trees	Unchanged	Jan. 1/22	Cost plus 15% Admin Fee

# Schedule 1, 2022 Fees and Charges – Planning and Development

## Service Grouping: Building Approvals

Service/Activity	Status	2022 Proposed Effective Date	2022 Proposed Fee
Drainlayer Exam Fees	Unchanged	Jan. 1/22	\$100.00
Building Lawyers Letters/Work Order Letters	Increase	Jan. 1/22	\$100.00/\$130.00
Building Other Letters	Increase	Jan. 1/22	\$100.00/\$130.00
Zoning Compliance Letters	Unchanged	Jan. 1/22	\$100.00
Building and Plumbing Information Request	Unchanged	Jan. 1/22	\$95.00 for the first request/permit. Additional permits for the same address, \$15.00 each
Building Control Subscriptions and Publications	Unchanged	Jan. 1/22	Cost: Appendix A
Building Code Order Registration	New	Jan. 1/22	\$125.00
Building Code Order Deregistration	New	Jan. 1/22	\$125.00

# Schedule 1, 2022 Fees and Charges – Planning and Development

## Service Grouping: Development Services

Service/Activity	Status	2022 Proposed Effective Date	2022 Proposed Fee
Official Plan/Zoning Amendments: Official Plan Amendment <sup>+</sup>	Increase	Jan. 1/22	\$13,000.00
Official Plan/Zoning Amendments: Zoning By-law Amendment <sup>+</sup>	Increase	Jan. 1/22	\$12,000.00
Official Plan/Zoning Amendments: Combined OPA/ZBA <sup>+</sup>	Increase	Jan. 1/22	\$21,000.00
Official Plan/Zoning Amendments: Temporary Use By-law <sup>+</sup>	Increase	Jan. 1/22	\$1,566.00
Other Development Applications: Pre-Application Consultation Fee (refunded upon submission of an application) <sup>+</sup>	Increase	Jan. 1/22	\$301.00
Other Development Applications: Removal of Holding Provisions <sup>+</sup>	Increase	Jan. 1/22	\$1,205.00
Other Development Applications: Boulevard Parking Applications	Increase	Jan. 1/22	\$1,058.00
Other Development Applications: Telecommunications Tower Letters	Unchanged	Jan. 1/22	\$125.00
Other Development Applications: Non-sufficient Funds (NSF)	Unchanged	Jan. 1/22	\$45.00
Other Development Applications: Reports and White Prints	Unchanged	Jan. 1/22	Appendix "B"
Municipal Service and Financing Agreements: Application Fee <sup>+</sup>	Unchanged	Jan. 1/22	\$2,000.00
Municipal Service and Financing Agreement: Agreement Processing Fee <sup>+</sup>	Unchanged	Jan. 1/22	\$3,000.00
Municipal Service and Financing Agreement: Pre-Application Consultation Fee <sup>+</sup> (refunded upon submission of an application)	Unchanged	Jan. 1/22	\$250.00
Site Plan: Residential 1 to 5 units <sup>+</sup>	Increase	Jan. 1/22	\$1,205.00
Site Plan: Residential over 5 units <sup>+</sup>	Increase	Jan. 1/22	\$1,205.00 plus \$60.00/unit
Site Plan: Non-Residential Development <sup>+</sup> (applicable to all non-residential site plans)	Increase	Jan. 1/22	\$1,205.00 plus variable fee of (total Gross Floor Area square meter - 1000 square meter x \$1.24)

# Schedule 1, 2022 Fees and Charges – Planning and Development

## Service Grouping: Development Services

Service/Activity	Status	2022 Proposed Effective Date	2022 Proposed Fee
Site Plan: Amendment to existing Site Plan with no building or addition or no new building <sup>+</sup>	Increase	Jan. 1/22	\$904.00
Site Plan: Plus for Fire Route/Amendment to Fire Route <sup>+</sup>	Increase	Jan. 1/22	\$904.00
Site Plan: Removal of Holding Provision <sup>+</sup>	Increase	Jan. 1/22	\$1,205.00
Site Plan: Extension of Temporary Use By-law <sup>+</sup>	Increase	Jan. 1/22	\$1,566.00
Site Plan: Part Lot Control Exemption <sup>+</sup>	Increase	Jan. 1/22	\$240.00
Site Plan: Municipal Street Renumbering <sup>+</sup>	Increase	Jan. 1/22	\$602.00
Site Plan: Compliance Re-inspections (Subdivision, Condominium and Site Plan) <sup>+</sup> (applies after second inspection)	Increase	Jan. 1/22	\$301.00
Site Plan: Development Services Lawyers Letters	Unchanged	Jan. 1/22	\$90.00/\$120.00
Site Plan: Official Plan Amendment <sup>+</sup>	Increase	Jan. 1/22	\$13,000.00
Site Plan: Zoning By-law Amendment <sup>+</sup>	Increase	Jan. 1/22	\$12,000.00
Site Plan: Combined Official Plan/Zoning By-law Amendments <sup>+</sup>	Increase	Jan. 1/22	\$21,000.00
Site Plan: Commemorative Street Application Fee <sup>+</sup>	Increase	Jan. 1/22	\$602.00
Site Plan: Street Renaming <sup>+</sup>	Increase	Jan. 1/22	\$602.00 plus costs of signage, installation, advertising and \$200.00 /house
Subdivisions: Application Fee <sup>+</sup> *Applicant is required to provide a reasonable estimate of the lot yield based on single detached residential zone requested if the plan is a "block" plan (single detached lotting not shown) **There is no fee for road widening or reserve blocks	Increase	Jan. 1/22	\$17,689.00 plus variable fees of \$181.00 per single family lot*, plus \$361.00 per block for multiple family, residential, commercial, industrial, institutional or park blocks**
Subdivisions: Revisions <sup>+</sup>	Increase	Jan. 1/22	\$1,205.00



Schedule 1, 2022 Fees and Charges – Planning and Development  
 Service Grouping: Development Services

Service/Activity	Status	2022 Proposed Effective Date	2022 Proposed Fee
Draft Approval Extension: Up to 6 months <sup>+</sup>	Increase	Jan. 1/22	\$1,205.00
Draft Approval Extensions: Longer than 6 months <sup>+</sup> Plus variable fee of \$50.00 per single family lot*, plus \$100.00 per block for multiple family, residential, commercial, industrial, institutional or park blocks** (excludes lots/blocks that have already been registered) *Applicant is required to provide a reasonable estimate of the lot yield based on single detached residential zone. **There is no fee for road widening or reserve blocks	Increase	Jan. 1/22	\$1,205.00
Draft Approval Extensions: Subdivision Agreement Registration	Unchanged	Jan. 1/22	\$70.00
Draft Approval Extensions: Part Lot Control <sup>+</sup>	Increase	Jan. 1/22	\$240.00
Draft Approval Extensions: Minor Variance/Committee of Adjustment <sup>+</sup>	Increase	Jan. 1/22	\$482.00 to \$1,446.00
Draft Approval Extensions: Deeming By-law <sup>+</sup>	Increase	Jan. 1/22	\$1,205.00
Consents: Lot Creation <sup>+</sup>	Increase	Jan. 1/22	\$1,807.00 for first lot to be created and \$181.00 for each additional lot
Consents: Other Consents <sup>+</sup>	Increase	Jan. 1/22	\$1,205.00
Consents: Certification of Deed	Unchanged	Jan. 1/22	\$100.00 for first certificate and \$200.00 for each additional certificate
Condominium-Amalgamated: Application Fee <sup>+</sup>	Increase	Jan. 1/22	\$2,168.00
Condominium-Amalgamated: Revision to Application Draft Approval <sup>+</sup>	Increase	Jan. 1/22	\$240.00
Condominium-Amalgamated: Draft Approval Extension Fee <sup>+</sup>	Increase	Jan. 1/22	\$120.00
Condominium-Standard, Phased, Common Element, Leasehold: Application Fee <sup>+</sup>	Increase	Jan. 1/22	\$5,421.00
Condominium-Standard, Phased, Common Element, Leasehold: Revisions to Application or Draft Approval <sup>+</sup>	Increase	Jan. 1/22	\$240.00

## Schedule 1, 2022 Fees and Charges – Planning and Development

### Service Grouping: Development Services

Service/Activity	Status	2022 Proposed Effective Date	2022 Proposed Fee
Condominium-Standard, Phased, Common Element, Leasehold: Draft Approval Extension Fee <sup>+</sup>	Increase	Jan. 1/22	\$120.00
Condominium-Vacant Land: Application Fee <sup>+</sup>	Increase	Jan. 1/22	\$9,035.00 plus \$181.00/unit
Condominium-Vacant Land: Revisions to Application or Draft Approval <sup>+</sup>	Increase	Jan. 1/22	\$1,205.00
Condominium-Vacant Land: Draft Approval Extension <sup>+</sup>	Increase	Jan. 1/22	\$602.00
Subdivisions: Letters/Statements Required by Condominium Act	Unchanged	Jan. 1/22	\$30.00
Engineering Review: Ministry of the Environment Certificate of Approval	Unchanged	Jan. 1/22	Range of Fixed Fees
Engineering Review: Water Permit Fees	Unchanged	Jan. 1/22	\$1,200.00/ \$2,400.00
Engineering Review: Drawing Review	Increase	Jan. 1/22	\$69.00/lot or block /submission
Ontario Feed In Tariff Applications: Micro FIT (renewable electricity generation projects of 10 kw or less)	Unchanged	Jan. 1/22	\$60.00
Ontario Feed In Tariff Applications: FIT - Category 1 (All rooftop solar panel installations anywhere)	Unchanged	Jan. 1/22	\$30.00
Ontario Feed In Tariff Applications: FIT - Category 2 (All ground mounted solar panel installations at specific locations with little impact on adjacent properties)	Unchanged	Jan. 1/22	\$300.00
Ontario Feed In Tariff Applications: FIT - Category 3 (Wind turbines, biomass and biogas installations at specific locations)	Unchanged	Jan. 1/22	\$1,000.00

#### Note:

- 1) 3 Lodging house units is the equivalent of 1 dwelling unit.
- 2) All numbers that exceed a whole number shall be taken to the next highest whole number.
- 3) Fee names marked with "+" will be indexed annually commencing January 1, 2020. As per Amendments to Consolidated Fees and Charges By-Law A-55, the index value for fee increases are to be taken from the same index as Development Charges. The Construction Cost Index uses the 3rd quarter publication from Statistics Canada, available in November of each year. The fees identified are those for 2022, which will be indexed in 2023. The index increase generally ranges between 2.5% and 3.5%. Note that after the indexed rate is applied, as per Bylaw A-55, all fees are then rounded to the next highest dollar amount.

## 2022 Fees and Charges – Planning and Development Services

### Appendix A – Fee Detail Information

#### Building Approvals (Subscriptions and Publications)

Service/Activity	Status	2022 Proposed Effective Date	2022 Proposed Fee
Weekly Report	Unchanged	Jan. 1/22	\$7.00
Weekly Report – per year	Unchanged	Jan. 1/22	\$275.00
Monthly Report – per year	Unchanged	Jan. 1/22	\$50.00
Building and Plumbing Information Request	Unchanged	Jan. 1/22	\$95.00 for the first request/permit. Additional permits for the same address, \$15 each
Plan Reproductions	Unchanged	Jan. 1/22	\$8.00/\$4.00 /\$1.00 first copy and \$0.20 additional pages
Complete Backflow Prevention Tester Kit	Unchanged	Jan. 1/22	\$35.00
Testing and Inspection Report Forms	Unchanged	Jan. 1/22	\$10.00
Regular Tester Tags and Wires	Unchanged	Jan. 1/22	\$12.50
Plastic Tester Tags and Wires	Unchanged	Jan. 1/22	\$16.00 and \$38.00
NSF Cheques	Unchanged	Jan. 1/22	\$45.00
Xerox Copies – per page	Unchanged	Jan. 1/22	\$0.20

## 2022 Fees and Charges – Planning and Development Services

### Appendix B – Fee Detail Information – Sale of Miscellaneous Reports

Service/Activity	Status	2022 Proposed Effective Date	2022 Proposed Fee
Photocopies / Prints - 8.5 inches X 11 inches or 8.5 inches X 14 inches	Unchanged	Jan. 1/22	\$0.20 per page, minimum charge \$1.00, after 25 pages \$0.10 per page
Photocopies / Prints – 11 inches X 17 inches	Unchanged	Jan. 1/22	\$0.50 per page, minimum charge \$2.00, after 10 pages \$0.25 per page
Registered Plans	Unchanged	Jan. 1/22	\$10.00
Registered Plans Index	Unchanged	Jan. 1/22	\$20.00
Condominium Plans – per sheet	Unchanged	Jan. 1/22	\$20.00
Condominium Map Index	Unchanged	Jan. 1/22	\$10.00
Condominium List – per page	Unchanged	Jan. 1/22	\$0.20
Subdivision Activity Map	Unchanged	Jan. 1/22	\$10.00
Vacant Land Inventory	Unchanged	Jan. 1/22	\$18.00
City Maps 3 feet X 4 feet (1 piece map)	Unchanged	Jan. 1/22	\$10.00
City Maps - 4 feet X 6 feet (2 piece map)	Unchanged	Jan. 1/22	\$20.00
Custom Mapping and GIS Requests	Unchanged	Jan. 1/22	Charged on a time and material basis with a minimum charge of \$35.00. Time at \$30.00 per hour, plus paper @ \$0.20 per linear foot. No charge for internal City Projects
Scanning Aerial Photos 8.5 inches X 11 inches or 8.5 inches X 14 inches black/white print only (for one as is copy)	Unchanged	Jan. 1/22	\$2.00
Scanning Aerial Photos - 8.5 inches X 11 inches or 8.5 inches X 14 inches black/white print only (with custom scaling/sizing)	Unchanged	Jan. 1/22	\$5.00
Scanning Aerial Photos - Each additional copy of same	Unchanged	Jan. 1/22	\$2.00

## 2022 Fees and Charges – Planning and Development Services

### Appendix B – Fee Detail Information – Sale of Miscellaneous Reports

Service/Activity	Status	2022 Proposed Effective Date	2022 Proposed Fee
Official Plan - The London Plan –available from City Planning office and City Clerk’s Department		Jan. 1/22	\$40.00 (includes HST)
Official Plan Schedules - each map	Unchanged	Jan. 1/22	\$10.00
Zoning - Zoning By-law (Z-1) (July 1999) Cerlox version, Mapbook and Textbook - available from City Clerk’s Department only	Unchanged	Jan. 1/22	\$75.00

## Schedule 1, 2022 Fees and Charges – Protective Services

### Service Grouping: Animal Services

Service/Activity	Status	2022 Proposed Effective Date	2022 Proposed Fee
Low Income Subsidized Spay/Neuter & Approved Fostering Organization Program Fees, Dog: Spay/Cryptorchid	Increase	Jan. 1/22	\$30.00
Low Income Subsidized Spay/Neuter & Approved Fostering Organization Program Fees, Dog: Neuter	Increase	Jan. 1/22	\$30.00
Low Income Subsidized Spay/Neuter & Approved Fostering Organization Program Fees, Dog: Brief exam with Spay/Neuter	Increase	Jan. 1/22	\$15.00
Low Income Subsidized Spay/Neuter & Approved Fostering Organization Program Fees, Dog: Microchipping	Increase	Jan. 1/22	\$20.00
Low Income Subsidized Spay/Neuter & Approved Fostering Organization Program Fees, Dog: Routine vaccines with spay/neuter	Increase	Jan. 1/22	\$6.00
Low Income Subsidized Spay/Neuter & Approved Fostering Organization Program Fees, Dog: De-wormer at time of spay/neuter (including flea treatment)	Discontinued	Jan. 1/22	N/A
Low Income Subsidized Spay/Neuter & Approved Fostering Organization Program Fees, Dog: De-wormer at time of spay/neuter	Discontinued	Jan. 1/22	N/A
Low Income Subsidized Spay/Neuter & Approved Fostering Organization Program Fees, Dog: Flea Treatment (one time with spay/neuter)	Discontinued	Jan. 1/22	N/A
Low Income Subsidized Spay/Neuter & Approved Fostering Organization Program Fees, Dog: DA2PP Vaccine (Distemper combo) At time of spay/neuter	New	Jan. 1/22	\$6.00
Low Income Subsidized Spay/Neuter & Approved Fostering Organization Program Fees, Dog: Advantage Multi application (S/M Dog) one time application live fleas/flea dirt at time of spay/neuter (de-wormer too)	New	Jan. 1/22	\$15.00
Low Income Subsidized Spay/Neuter & Approved Fostering Organization Program Fees, Dog: Advantage Multi application (L/XL Dog) one time application live fleas/flea dirt at time of spay/neuter (de-wormer too)	New	Jan. 1/22	\$20.00

## Schedule 1, 2022 Fees and Charges – Protective Services

### Service Grouping: Animal Services

Service/Activity	Status	2022 Proposed Effective Date	2022 Proposed Fee
Low Income Subsidized Spay/Neuter & Approved Fostering Organization Program Fees, Dog: Selamectin flea treatment (2 applications) take home	Unchanged	Jan. 1/22	\$20.00
Low Income Subsidized Spay/Neuter & Approved Fostering Organization Program Fees, Dog: Cephalexin (antibiotic)	Unchanged	Jan. 1/22	\$15.00
Low Income Subsidized Spay/Neuter & Approved Fostering Organization Program Fees, Dog: Surolan ear medication (antibiotic)	Discontinued	Jan. 1/22	N/A
Low Income Subsidized Spay/Neuter & Approved Fostering Organization Program Fees, Dog: Otizole Ear Ointment 15 ml	New	Jan. 1/22	\$22.00
Low Income Subsidized Spay/Neuter & Approved Fostering Organization Program Fees, Dog: Wound repair (clip/clean/debride/suture)	Increase	Jan. 1/22	\$20.00
Low Income Subsidized Spay/Neuter & Approved Fostering Organization Program Fees, Dog: Polyp removal (sedate/remove oral, nasal, or ear)	Increase	Jan. 1/22	\$25.00
Low Income Subsidized Spay/Neuter & Approved Fostering Organization Program Fees, Dog: Entropion (correction of curled eyelid)	Increase	Jan. 1/22	\$30.00
Low Income Subsidized Spay/Neuter & Approved Fostering Organization Program Fees, Dog: Enucleation (removal of eyeball)	Increase	Jan. 1/22	\$30.00
Low Income Subsidized Spay/Neuter & Approved Fostering Organization Program Fees, Dog: Amputation (removal of hind leg mid femoral, or front leg 4-quarter)	Increase	Jan. 1/22	\$110.00
Low Income Subsidized Spay/Neuter & Approved Fostering Organization Program Fees, Dog: Capstar flea treatment one time	Unchanged	Jan. 1/22	\$5.00
Low Income Subsidized Spay/Neuter & Approved Fostering Organization Program Fees, Dog: Revolution Plum (box of 6)	New	Jan. 1/22	\$130.00
Low Income Subsidized Spay/Neuter & Approved Fostering Organization Program Fees, Dog: Revolution Plum (1 tube)	New	Jan. 1/22	\$25.00

## Schedule 1, 2022 Fees and Charges – Protective Services

### Service Grouping: Animal Services

Service/Activity	Status	2022 Proposed Effective Date	2022 Proposed Fee
Low Income Subsidized Spay/Neuter & Approved Fostering Organization Program Fees, Dog: Evicto 2 ml (box of 6)	New	Jan. 1/22	\$80.00
Low Income Subsidized Spay/Neuter & Approved Fostering Organization Program Fees, Dog: 1 ml syringes with cap (box of 100)	New	Jan. 1/22	\$15.00
Low Income Subsidized Spay/Neuter & Approved Fostering Organization Program Fees, Dog: 3 ml syringes with cap (box of 100)	New	Jan. 1/22	\$15.00
Low Income Subsidized Spay/Neuter & Approved Fostering Organization Program Fees, Dog: Plastic dropper bottle (15 ml)	New	Jan. 1/22	\$1.00
Low Income Subsidized Spay/Neuter & Approved Fostering Organization Program Fees, Dog: New products (substitutions/additions)	New	Jan. 1/22	Actual cost and HST rounded to nearest even dollar
Low Income Subsidized Spay/Neuter & Approved Fostering Organization Program Fees, Dog: E-collar small (7.5cm, 10cm, 12.5 cm)	New	Jan. 1/22	\$5.00
Low Income Subsidized Spay/Neuter & Approved Fostering Organization Program Fees, Dog: E-collar med (15cm, 20cm)	New	Jan. 1/22	\$5.00
Low Income Subsidized Spay/Neuter & Approved Fostering Organization Program Fees, Dog: E-collar large (25cm, 30cm)	New	Jan. 1/22	\$10.00
Low Income Subsidized Spay/Neuter & Approved Fostering Organization Program Fees, Dog: E-collar x-large (35 cm)	New	Jan. 1/22	\$15.00
Low Income Subsidized Spay/Neuter & Approved Fostering Organization Program Fees, Dog: E-collar xx-large (40 cm)	New	Jan. 1/22	\$20.00
Low Income Subsidized Spay/Neuter & Approved Fostering Organization Program Fees, Dog: Soft E-collar x-small	New	Jan. 1/22	\$15.00
Low Income Subsidized Spay/Neuter & Approved Fostering Organization Program Fees, Dog: Soft E-collar small	New	Jan. 1/22	\$15.00
Low Income Subsidized Spay/Neuter & Approved Fostering Organization Program Fees, Dog: Soft E-collar medium	New	Jan. 1/22	\$20.00



## Schedule 1, 2022 Fees and Charges – Protective Services

### Service Grouping: Animal Services

Service/Activity	Status	2022 Proposed Effective Date	2022 Proposed Fee
Low Income Subsidized Spay/Neuter & Approved Fostering Organization Program Fees, Dog: Soft E-collar large	New	Jan. 1/22	\$25.00
Low Income Subsidized Spay/Neuter & Approved Fostering Organization Program Fees, Dog: Soft E-collar x-large	New	Jan. 1/22	\$25.00
Low Income Subsidized Spay/Neuter & Approved Fostering Organization Program Fees, Cat: Spay/Cryptorchid	Increase	Jan. 1/22	\$25.00
Low Income Subsidized Spay/Neuter & Approved Fostering Organization Program Fees, Cat: Neuter	Increase	Jan. 1/22	\$25.00
Low Income Subsidized Spay/Neuter & Approved Fostering Organization Program Fees, Cat: FVRCP Vaccine (upper resp. combo)	New	Jan. 1/22	\$5.00
Low Income Subsidized Spay/Neuter & Approved Fostering Organization Program Fees, Cat: Brief exam with Spay/Neuter	Increase	Jan. 1/22	\$15.00
Low Income Subsidized Spay/Neuter & Approved Fostering Organization Program Fees, Cat: Microchipping	Increase	Jan. 1/22	\$20.00
Low Income Subsidized Spay/Neuter & Approved Fostering Organization Program Fees, Cat: Routine vaccines with spay/neuter	Increase	Jan. 1/22	\$6.00
Low Income Subsidized Spay/Neuter & Approved Fostering Organization Program Fees, Cat: De-wormer at time of spay/neuter	Increase	Jan. 1/22	\$15.00
Low Income Subsidized Spay/Neuter & Approved Fostering Organization Program Fees, Cat: Flea Treatment (one time with spay/neuter) Capstar	Unchanged	Jan. 1/22	\$5.00
Low Income Subsidized Spay/Neuter & Approved Fostering Organization Program Fees, Cat: Flea: Take home treatments with spay/neuter – Advantage Multi	Increase	Jan. 1/22	\$15.00
Low Income Subsidized Spay/Neuter & Approved Fostering Organization Program Fees, Cat: Flea: Take home treatments with spay/neuter - 7 applications of Revolution Plum for multi-cat households	Discontinued	Jan. 1/22	N/A

## Schedule 1, 2022 Fees and Charges – Protective Services

### Service Grouping: Animal Services

Service/Activity	Status	2022 Proposed Effective Date	2022 Proposed Fee
Low Income Subsidized Spay/Neuter & Approved Fostering Organization Program Fees, Cat: Salemectin flea treatment 2 applications	New	Jan. 1/22	\$10.00
Low Income Subsidized Spay/Neuter & Approved Fostering Organization Program Fees, Cat: Salemectin flea treatment 3ml (take home)	New	Jan. 1/22	\$25.00
Low Income Subsidized Spay/Neuter & Approved Fostering Organization Program Fees, Cat: Revolution Plum (box of 6)	New	Jan. 1/22	\$130.00
Low Income Subsidized Spay/Neuter & Approved Fostering Organization Program Fees, Cat: Revolution Plum (1 tube)	New	Jan. 1/22	\$25.00
Low Income Subsidized Spay/Neuter & Approved Fostering Organization Program Fees, Cat: Flea Treatment: Capstar 6 tablets	Increase	Jan. 1/22	\$25.00
Low Income Subsidized Spay/Neuter & Approved Fostering Organization Program Fees, Cat: Flea Treatment: Capstar 60 tablets	Increase	Jan. 1/22	\$195.00
Low Income Subsidized Spay/Neuter & Approved Fostering Organization Program Fees, Cat: Tobramycin eye drops 5 ml	Unchanged	Jan. 1/22	\$10.00
Low Income Subsidized Spay/Neuter & Approved Fostering Organization Program Fees, Cat: Azithromycin liquid 15 ml (antibiotic)	Increase	Jan. 1/22	\$15.00
Low Income Subsidized Spay/Neuter & Approved Fostering Organization Program Fees, Cat: Azithromycin liquid 22 ml (antibiotic)	New	Jan. 1/22	\$20.00
Low Income Subsidized Spay/Neuter & Approved Fostering Organization Program Fees, Cat: Slow-release Buprenorphine	New	Jan. 1/22	\$15.00
Low Income Subsidized Spay/Neuter & Approved Fostering Organization Program Fees, Cat: Otizole Ear Ointment (15 ml)	New	Jan. 1/22	\$22.00
Low Income Subsidized Spay/Neuter & Approved Fostering Organization Program Fees, Cat: Fortiflora Feline (box of 30)	New	Jan. 1/22	\$35.00

## Schedule 1, 2022 Fees and Charges – Protective Services

### Service Grouping: Animal Services

Service/Activity	Status	2022 Proposed Effective Date	2022 Proposed Fee
Low Income Subsidized Spay/Neuter & Approved Fostering Organization Program Fees, Cat: Profender Large (1 tube)	New	Jan. 1/22	\$15.00
Low Income Subsidized Spay/Neuter & Approved Fostering Organization Program Fees, Cat: Profender Large (box of 24)	New	Jan. 1/22	\$340.00
Low Income Subsidized Spay/Neuter & Approved Fostering Organization Program Fees, Cat: Profender Medium (1 tube)	New	Jan. 1/22	\$10.00
Low Income Subsidized Spay/Neuter & Approved Fostering Organization Program Fees, Cat: Profender Medium (box of 40)	New	Jan. 1/22	\$390.00
Low Income Subsidized Spay/Neuter & Approved Fostering Organization Program Fees, Cat: Convenia Injection (antibiotic)	Increase	Jan. 1/22	\$20.00
Low Income Subsidized Spay/Neuter & Approved Fostering Organization Program Fees, Cat: Feluk/FIV blood test	Increase	Jan. 1/22	\$40.00
Low Income Subsidized Spay/Neuter & Approved Fostering Organization Program Fees, Cat: Feluk/FIV blood test x 15	Discontinued	Jan. 1/22	N/A
Low Income Subsidized Spay/Neuter & Approved Fostering Organization Program Fees, Cat: Wound repair (clip/clean/debride/suture)	Increase	Jan. 1/22	\$20.00
Low Income Subsidized Spay/Neuter & Approved Fostering Organization Program Fees, Cat: Polyp removal (sedate/remove oral, nasal, or ear)	Increase	Jan. 1/22	\$25.00
Low Income Subsidized Spay/Neuter & Approved Fostering Organization Program Fees, Cat: Hernia repair	New	Jan. 1/22	\$25.00
Low Income Subsidized Spay/Neuter & Approved Fostering Organization Program Fees, Cat: Anesthesia induction (for added surgery beyond spay/neuter)	New	Jan. 1/22	\$25.00
Low Income Subsidized Spay/Neuter & Approved Fostering Organization Program Fees, Cat: Anesthesia maintenance (for added surgery beyond spay/neuter)	New	Jan. 1/22	\$25.00

## Schedule 1, 2022 Fees and Charges – Protective Services

### Service Grouping: Animal Services

Service/Activity	Status	2022 Proposed Effective Date	2022 Proposed Fee
Low Income Subsidized Spay/Neuter & Approved Fostering Organization Program Fees, Cat: Evicto 2 ml (box of 6)	New	Jan. 1/22	\$80.00
Low Income Subsidized Spay/Neuter & Approved Fostering Organization Program Fees, Cat: 1 ml syringes with cap (box of 100)	New	Jan. 1/22	\$15.00
Low Income Subsidized Spay/Neuter & Approved Fostering Organization Program Fees, Cat: 3 ml syringes with cap (box of 100)	New	Jan. 1/22	\$15.00
Low Income Subsidized Spay/Neuter & Approved Fostering Organization Program Fees, Cat: Plastic dropper bottle (15 ml)	New	Jan. 1/22	\$1.00
Low Income Subsidized Spay/Neuter & Approved Fostering Organization Program Fees, Cat: Entropion (correction of curled eyelid)	Increase	Jan. 1/22	\$30.00
Low Income Subsidized Spay/Neuter & Approved Fostering Organization Program Fees, Cat: Enucleation (removal of eyeball)	Increase	Jan. 1/22	\$30.00
Low Income Subsidized Spay/Neuter & Approved Fostering Organization Program Fees, Cat: Amputation (removal of hind leg mid femoral, or front leg 4-quarter)	Increase	Jan. 1/22	\$110.00
Low Income Subsidized Spay/Neuter & Approved Fostering Organization Program Fees, Cat: New products (substitutions/additions)	New	Jan. 1/22	Actual cost and HST rounded to nearest even dollar
Other: Medical procedures/treatments provided to any animal attended to by Animal Services, found injured or in distress, where the owner cannot be contacted, and the animal requires immediate basic medical or surgical care (New 2022). This includes services provided by London Regional Veterinary Emergency & Referral Hospital, London Animal Shelter Services, and veterinary clinics providing services to LACC	Unchanged	Jan. 1/22	As per invoice
First time registration: New cat obtained January 1 <sup>st</sup> through June 30 <sup>th</sup> (in dwelling unit regardless of ownership), Complete (intact) cat	Increase, Moved from By-law PH-3	Jan. 1/22	\$47.00

## Schedule 1, 2022 Fees and Charges – Protective Services

### Service Grouping: Animal Services

Service/Activity	Status	2022 Proposed Effective Date	2022 Proposed Fee
First time registration: New cat obtained January 1 <sup>st</sup> through June 30 <sup>th</sup> (in dwelling unit regardless of ownership), Spayed/neutered cat	Increase, Moved from By-law PH-3	Jan. 1/22	\$22.00
First time registration: New cat obtained January 1 <sup>st</sup> through June 30 <sup>th</sup> (in dwelling unit regardless of ownership) Spayed/neutered and microchipped cat	Increase, Moved from By-law PH-3	Jan. 1/22	\$17.00
Late applications (received after June 30 <sup>th</sup> for cats obtained January 1 <sup>st</sup> through June 30 <sup>th</sup> ) are subject to an additional fee	Increase, Moved from By-law PH-3	Jan. 1/22	\$4.00
New cat obtained July 1 <sup>st</sup> through December 31 <sup>st</sup> (in dwelling unit regardless of ownership), Complete (intact) cat	Increase, Moved from By-law PH-3	Jan. 1/22	\$32.00
New cat obtained July 1 <sup>st</sup> through December 31 <sup>st</sup> (in dwelling unit regardless of ownership) Spayed/neutered cat	Increase, Moved from By-law PH-3	Jan. 1/22	\$14.00
New cat obtained July 1 <sup>st</sup> through December 31 <sup>st</sup> (in dwelling unit regardless of ownership) Spayed/neutered and microchipped cat	Increase, Moved from By-law PH-3	Jan. 1/22	\$12.00
New cat obtained from and Approved Fostering Organization (for remainder of the calendar year)	Unchanged, Moved from By-law PH-3	Jan. 1/22	\$0.00
Renewal of Registration: Renewal applications received January 1 <sup>st</sup> to February 28/29 <sup>th</sup> (in dwelling unit regardless of ownership), Complete (intact) cat	Increase, Moved from By-law PH-3	Jan. 1/22	\$47.00
Renewal of Registration: Renewal applications received January 1 <sup>st</sup> to February 28/29 <sup>th</sup> (in dwelling unit regardless of ownership), Spayed/neutered	Increase, Moved from By-law PH-3	Jan. 1/22	\$22.00
Renewal of Registration: Renewal applications received January 1 <sup>st</sup> to February 28/29 <sup>th</sup> (in dwelling unit regardless of ownership), Spayed/neutered and microchipped cat	Increase, Moved from By-law PH-3	Jan. 1/22	\$17.00
New cat obtained from and Approved Fostering Organization (for first renewal only)	Unchanged, Moved from By-law PH-3	Jan. 1/22	\$0.00
Late Renewal of a Registration: For late renewal applications received from: January 1 <sup>st</sup> to February 28 <sup>th</sup> or 29 <sup>th</sup> , Complete (intact) cat	Increase, Moved from By-law PH-3	Jan. 1/22	\$47.00

## Schedule 1, 2022 Fees and Charges – Protective Services

### Service Grouping: Animal Services

Service/Activity	Status	2022 Proposed Effective Date	2022 Proposed Fee
Late Renewal of a Registration: For late renewal applications received from: January 1 <sup>st</sup> to February 28 <sup>th</sup> or 29 <sup>th</sup> , Spayed/neutered cat	Increase, Moved from By-law PH-3	Jan. 1/22	\$22.00
Late Renewal of a Registration: For late renewal applications received from: January 1 <sup>st</sup> to February 28 <sup>th</sup> or 29 <sup>th</sup> , Spayed/neutered and microchipped cat	Increase, Moved from By-law PH-3	Jan. 1/22	\$17.00
Late Renewal of a Registration: For late renewal applications received from March 1 <sup>st</sup> to May 31 <sup>st</sup> , Complete (intact) cat	Increase, Moved from By-law PH-3	Jan. 1/22	\$50.00
Late Renewal of a Registration: For late renewal applications received from: March 1 <sup>st</sup> to May 31 <sup>st</sup> , Spayed/neutered cat	Increase, Moved from By-law PH-3	Jan. 1/22	\$25.00
Late Renewal of a Registration: For late renewal applications received from: March 1 <sup>st</sup> to May 31 <sup>st</sup> , Spayed/neutered & microchipped cat	Increase, Moved from By-law PH-3	Jan. 1/22	\$20.00
Late Renewal of a Registration: For late renewal applications received from June 1 <sup>st</sup> to December 31 <sup>st</sup> , Complete (intact) cat	Increase, Moved from By-law PH-3	Jan. 1/22	\$52.00
Late Renewal of a Registration: For late renewal applications received from June 1 <sup>st</sup> to December 31 <sup>st</sup> , Spayed/neutered cat	Increase, Moved from By-law PH-3	Jan. 1/22	\$27.00
Late Renewal of a Registration: For late renewal applications received from June 1 <sup>st</sup> to December 31 <sup>st</sup> , Spayed/neutered & microchipped cat	Increase, Moved from By-law PH-3	Jan. 1/22	\$22.00
Seniors (age 65+) discount for senior pet owners aged sixty-five or over all applicable registration or renewal fees for cats will be reduced by \$5.00	Unchanged, Moved from By-law PH-3	Jan. 1/22	\$5.00
Cat Miscellaneous: Replacement tag	Increase, Moved from By-law PH-3	Jan. 1/22	\$5.00
Cat Miscellaneous: Transfer	Increase, Moved from By-law PH-3	Jan. 1/22	\$5.00
Fees & Charges within the Dog Licensing and Control By-law: Kennel License Fee	Unchanged, Moved from By-law PH-4	Jan. 1/22	\$150.00
First time registration: New dog obtained January 1 <sup>st</sup> through June 30 <sup>th</sup> (in dwelling unit regardless of ownership), Complete (intact) dog	Increase, Moved from By-law PH-4	Jan. 1/22	\$57.00

## Schedule 1, 2022 Fees and Charges – Protective Services

### Service Grouping: Animal Services

Service/Activity	Status	2022 Proposed Effective Date	2022 Proposed Fee
First time registration: New dog obtained January 1 <sup>st</sup> through June 30 <sup>th</sup> (in dwelling unit regardless of ownership), Spayed/neutered dog	Increase, Moved from By-law PH-4	Jan. 1/22	\$33.00
First time registration: New dog obtained January 1 <sup>st</sup> through June 30 <sup>th</sup> (in dwelling unit regardless of ownership), Spayed/neutered and microchipped dog	Increase, Moved from By-law PH-4	Jan. 1/22	\$27.00
Late applications (received after June 30 <sup>th</sup> for dogs obtained January 1 <sup>st</sup> through June 30 <sup>th</sup> ) are subject to additional fee	Increase, Moved from By-law PH-4	Jan. 1/22	\$12.00
New dog obtained July 1 <sup>st</sup> through December 31 <sup>st</sup> (in dwelling unit regardless of ownership), Complete (intact) dog	Increase, Moved from By-law PH-4	Jan. 1/22	\$31.00
New dog obtained July 1 <sup>st</sup> through December 31 <sup>st</sup> (in dwelling unit regardless of ownership), Spayed/neutered dog	Increase, Moved from By-law PH-4	Jan. 1/22	\$20.00
New dog obtained July 1 <sup>st</sup> through December 31 <sup>st</sup> (in dwelling unit regardless of ownership), Spayed/neutered and microchipped dog	Increase, Moved from By-law PH-4	Jan. 1/22	\$17.00
New dog obtained from an Approved Fostering Organization (for remainder of the calendar year)	Unchanged, Moved from By-law PH-4	Jan. 1/22	\$0.00
Renewal of Registration Renewal applications received prior to expiry (in dwelling unit regardless of ownership), Complete (intact) dog	Increase, Moved from By-law PH-4	Jan. 1/22	\$57.00
Renewal of Registration Renewal applications received prior to expiry (in dwelling unit regardless of ownership), Spayed/neutered dog	Increase, Moved from By-law PH-4	Jan. 1/22	\$33.00
Renewal of Registration Renewal applications received prior to expiry (in dwelling unit regardless of ownership), Spayed/neutered & microchipped dog	Increase, Moved from By-law PH-4	Jan. 1/22	\$27.00
New dog obtained from an Approved Fostering Organization (for first renewal only)	Unchanged, Moved from By-law PH-4	Jan. 1/22	\$0.00
Late Renewal of a Registration for late renewal applications received from January 1 <sup>st</sup> to February 28 <sup>th</sup> or 29 <sup>th</sup> , Complete (intact) dog	Increase, Moved from By-law PH-4	Jan. 1/22	\$57.00

## Schedule 1, 2022 Fees and Charges – Protective Services

### Service Grouping: Animal Services

Service/Activity	Status	2022 Proposed Effective Date	2022 Proposed Fee
Late Renewal of a Registration for late renewal applications received from January 1 <sup>st</sup> to February 28 <sup>th</sup> or 29 <sup>th</sup> , Spayed/neutered dog	Increase, Moved from By-law PH-4	Jan. 1/22	\$33.00
Late Renewal of a Registration for late renewal applications received from January 1 <sup>st</sup> to February 28 <sup>th</sup> or 29 <sup>th</sup> , Spayed/neutered and microchipped dog	Increase, Moved from By-law PH-4	Jan. 1/22	\$27.00
Late Renewal of a Registration for late renewal applications received from March 1 <sup>st</sup> to May 31 <sup>st</sup> . Complete (intact) dog	Increase, Moved from By-law PH-4	Jan. 1/22	\$65.00
Late Renewal of a Registration for late renewal applications received from March 1 <sup>st</sup> to May 31 <sup>st</sup> . Spayed/neutered dog	Increase, Moved from By-law PH-4	Jan. 1/22	\$41.00
Late Renewal of a Registration for late renewal applications received from March 1 <sup>st</sup> to May 31 <sup>st</sup> . Spayed/neutered and microchipped dog	Increase, Moved from By-law PH-4	Jan. 1/22	\$35.00
Late Renewal of a Registration for late renewal applications received from June 1 <sup>st</sup> to December 31 <sup>st</sup> . Complete (intact) dog	Increase, Moved from By-law PH-4	Jan. 1/22	\$70.00
Late Renewal of a Registration for late renewal applications received from June 1 <sup>st</sup> to December 31 <sup>st</sup> . Spayed/neutered dog	Increase, Moved from By-law PH-4	Jan. 1/22	\$46.00
Late Renewal of a Registration for late renewal applications received from June 1 <sup>st</sup> to December 31 <sup>st</sup> . Spayed/neutered and microchipped dog	Increase, Moved from By-law PH-4	Jan. 1/22	\$40.00
Seniors (age 65+) discount for senior pet owners aged sixty-five or over all applicable registration or renewal fees for dog will be reduced by \$5.00	Unchanged, Moved from By-law PH-4	Jan. 1/22	\$5.00
Dog Miscellaneous: Replacement tag	Increase, Moved from By-law PH-4	Jan. 1/22	\$5.00
Dog Miscellaneous: Transfer	Increase, Moved from By-law PH-4	Jan. 1/22	\$5.00
Guide Dogs – Hearing/Seeing January 1 <sup>st</sup> to December 31 <sup>st</sup>	Unchanged, Moved from By-law PH-4	Jan. 1/22	\$0.00



## Schedule 1, 2022 Fees and Charges – Protective Services

### Service Grouping: Animal Services

Service/Activity	Status	2022 Proposed Effective Date	2022 Proposed Fee
Fees & Charges within the Public Pound Keepers By-law: Impounding licensed dog wearing City issue tag	Increase, Moved from By-law PH-5	Jan. 1/22	\$12.00
Fees & Charges within the Public Pound Keepers By-law: Impounding dog, unlicensed or not wearing City issue tag	Increase, Moved from By-law PH-5	Jan. 1/22	\$40.00
Fees & Charges within the Public Pound Keepers By-law: Impounding any dog second or subsequent time in a calendar year	Increase, Moved from By-law PH-5	Jan. 1/22	\$55.00
Fees & Charges within the Public Pound Keepers By-law: Feeding impounded dog per day, each	Increase, Moved from By-law PH-5	Jan. 1/22	\$12.00
Fees & Charges within the Public Pound Keepers By-law: Impounding restricted, prohibited, or ordered dog to be muzzled under the Dog Owners Liability Act or the Dog Licensing & Control By-law or the Pit Bull Licensing By-law, each	Increase, Moved from By-law PH-5	Jan. 1/22	\$55.00
Fees & Charges within the Public Pound Keepers By-law Feeding restricted, prohibited, or ordered dog to be muzzled under the Dog Owners Liability Act or the Dog Licensing & Control By-law, or the Pit Bull Licensing By-law, per day, each	Increase, Moved from By-law PH-5	Jan. 1/22	\$12.00
Fees & Charges within the Public Pound Keepers By-law: Impounding City identified cat, each	Increase, Moved from By-law PH-5	Jan. 1/22	\$7.00
Fees & Charges within the Public Pound Keepers By-law: Impounding unidentified cat, each	Increase, Moved from By-law PH-5	Jan. 1/22	\$20.00
Fees & Charges within the Public Pound Keepers By-law: Feeding impounded cat per day, each	Increase, Moved from By-law PH-5	Jan. 1/22	\$9.00
Fees & Charges within the Public Pound Keepers By-law: Second and subsequent cat impound	Increase, Moved from By-law PH-5	Jan. 1/22	\$35.00
Fees & Charges within the Public Pound Keepers By-law: Impounding bulls and stallions, one year and over, each	Increase, Moved from By-law PH-5	Jan. 1/22	\$30.00
Fees & Charges within the Public Pound Keepers By-law: Impounding rams, horses, horned or other cattle, each	Increase, Moved from By-law PH-5	Jan. 1/22	\$30.00

## Schedule 1, 2022 Fees and Charges – Protective Services

### Service Grouping: Animal Services

Service/Activity	Status	2022 Proposed Effective Date	2022 Proposed Fee
Fees & Charges within the Public Pound Keepers By-law: Feeding bulls and stallions, one year and over, rams, horses, horned or other cattle above per day, each	Increase, Moved from By-law PH-5	Jan. 1/22	\$17.00
Fees & Charges within the Public Pound Keepers By-law: Impounding sheep, goats, and swine, each	Increase, Moved from By-law PH-5	Jan. 1/22	\$20.00
Fees & Charges within the Public Pound Keepers By-law: Feeding sheep, goats, and swine per day each plus actual costs associated with any of the activities listed in Other Animals above	Increase, Moved from By-law PH-5	Jan. 1/22	\$12.00
Fees & Charges within the Public Pound Keepers By-law: Impounding geese or ducks each	Increase, Moved from By-law PH-5	Jan. 1/22	\$5.00
Fees & Charges within the Public Pound Keepers By-law: Feeding geese or ducks per day, each, plus actual costs associated with any of the activities listed in Fowl above	Increase, Moved from By-law PH-5	Jan. 1/22	\$2.50
Fees & Charges within the Public Pound Keepers By-law: Other Fees: Posting of notice of sale	Increase, Moved from By-law PH-5	Jan. 1/22	\$15.00
Fees & Charges within the Public Pound Keepers By-law: Other Fees: Attending summons and serving same on appraisers for damage	Increase, Moved from By-law PH-5	Jan. 1/22	\$30.00
Fees & Charges within the Public Pound Keepers By-law: Other Fees: For each sale of distress	Increase, Moved from By-law PH-5	Jan. 1/22	\$15.00
Fees & Charges within the Public Pound Keepers By-law: Other Fees: For advertising plus actual costs associated with actions above. Actual costs will be invoiced to the owner of the animal(s) that are impounded. (e.g., rental cost of portable stalls, trailer or space, and supply of straw bedding as appropriate for housing species)	Increase, Moved from By-law PH-5	Jan. 1/22	\$15.00

## Schedule 1, 2022 Fees and Charges – Protective Services

### Service Grouping: By-Law Enforcement & Property Standards

Service/Activity	Status	2022 Proposed Effective Date	2022 Proposed Fee
Business Licencing: Licence Renewal Late Fee	Unchanged	Jan. 1/22	\$75.00
Rental Residential Licencing: New Application	Unchanged	Jan. 1/22	\$165.00
Rental Residential Licencing: Renewal Application	Unchanged	Jan. 1/22	\$55.00
Rental Residential Licencing: Appeal Fee	Discontinued	Jan. 1/22	N/A
Rental Residential Licencing: Corporate Search	Unchanged	Jan. 1/22	\$40.00
Rental Residential Licencing: Taxi Licensing Letter	Unchanged	Jan. 1/22	\$30.00
Rental Residential Licencing: Swimming Pool Fence Inspection/Letter	Unchanged	Jan. 1/22	\$225.00
Rental Residential Licencing: Municipal Law Inspection Fee per hour	Unchanged	Jan. 1/22	\$125.00
Rental Residential Licencing: Property Standards Inspection Fee per hour	Unchanged	Jan. 1/22	\$125.00
Rental Residential Licencing: Property Standards Order-Registration on Title	Unchanged	Jan. 1/22	\$125.00
Rental Residential Licencing: Property Standards Order - De-registration from Title	Unchanged	Jan. 1/22	\$125.00
Rental Residential Licencing: Annual Sign Fees (Signs & Canopy Schedule A-By-law S-3775-94)	Unchanged	Jan. 1/22	\$150.00
Rental Residential Licencing: Untidy Lot Fee (By-Law Yard and Lot Maintenance By-law PW-9)	Unchanged	Jan. 1/22	Cost and administrative fee of 15%, \$110.00 minimum
Rental Residential Licencing: Road Allowance Permits	Unchanged	Jan. 1/22	\$18.69
Public Property Compliance, Street Permits: Work Approval Permit (Occupancy) - where the work does not involve excavation, traffic control plan review or disruptions within the travelled portion of the road allowance	Unchanged	Jan. 1/22	\$300.00 plus applicable monthly inspection fee(s) - Per Permit
Public Property Compliance, Street Permits: Work Approval Permit (Occupancy) - where the work does not involve excavation and traffic control plan review is required	Unchanged	Jan. 1/22	\$400.00 plus applicable monthly inspection fee(s) - Per Permit

## Schedule 1, 2022 Fees and Charges – Protective Services

### Service Grouping: By-Law Enforcement & Property Standards

Service/Activity	Status	2022 Proposed Effective Date	2022 Proposed Fee
Public Property Compliance, Street Permits: Work Approval Permit (Occupancy) - moving or construction bin within the grassed boulevard between City sidewalk and front lot line of abutting property for up to a six-month period.	Unchanged	Jan. 1/22	\$300.00 - Per Permit
Public Property Compliance, Street Permits: Work Approval Permit (Occupancy) - moving or construction bin within travelled portion of local road allowance classification	Unchanged	Jan. 1/22	\$50.00 Per Day - Per Permit
Public Property Compliance, Street Permits: Monthly inspection - additional fee(s) - applies if Work Approval Permit (Occupancy) exceeds thirty days. Exemption: tower cranes	Unchanged	Jan. 1/22	\$75.00 - Per Inspection
Public Property Compliance, Street Permits: Work Approval Permit (Construction) - where the work involves excavation within the soft surface boulevard within the road allowance only and does not require traffic control plan review	Unchanged	Jan. 1/22	\$375.00 plus applicable weekly inspection fee(s) - Per Permit
Public Property Compliance, Street Permits: Work Approval Permit (Construction) - where the work involves excavation within the road allowance and requires traffic control plan review	Unchanged	Jan. 1/22	\$475.00 plus applicable weekly inspection fee(s) - Per Permit
Public Property Compliance, Street Permits: Weekly inspection - additional fee(s) - applies if Work Approval Permit (Construction) exceeds three days	Unchanged	Jan. 1/22	\$75.00 - Per Inspection
Public Property Compliance, Street Permits: Work Approval Permit Renewal (Occupancy/Construction)	Unchanged	Jan. 1/22	\$150.00 plus additional applicable weekly/monthly inspection fee(s) - Per Renewal

## Schedule 1, 2022 Fees and Charges – Protective Services

### Service Grouping: By-Law Enforcement & Property Standards

Service/Activity	Status	2022 Proposed Effective Date	2022 Proposed Fee
Public Property Compliance, Street Permits: License to Occupy Street - applies if Work Approval Permit (Occupancy/Construction) exceeds more than 30 days. Exemption: Moving or construction bin within the grassed boulevard between City sidewalk and front lot line of abutting property for up to a six-month period.	Unchanged	Jan. 1/22	\$29.06/square metre inside downtown core, \$16.15/square metre outside downtown core, \$8.07/square metre for a Charitable Organization. - Per Permit
Public Property Compliance, Street Permits - Vending Boxes	Unchanged	Jan. 1/22	\$27.50 Annual, \$22.00/box
Public Property Compliance, Winter Maintenance: Sidewalk Snow Clearing-Core Area	Unchanged	Jan. 1/22	\$80.00
Public Property Compliance, Winter Maintenance: Icicle Removal	Unchanged	Jan. 1/22	\$155.00 plus 15% administrative fee
Public Property Compliance, Winter Maintenance: Objects or vehicles removed from road allowance (including projections into or over)	New	Jan. 1/22	\$50.00 minimum, or actual cost whichever is greater

## Schedule 1, 2022 Fees and Charges – Protective Services

### Service Grouping: Fire Services

Service/Activity	Status	2022 Proposed Effective Date	2022 Proposed Fee
Fire Fighting, i) Highway/Local Vehicle Incidents (non-residents): First Hour (per Fire vehicle)	Increase	Jan. 1/22	Authorized MTO Rate - currently \$488.40
Fire Fighting, i) Highway/Local Vehicle Incidents (non-residents): Additional ½ hour or part thereof (per Fire vehicle)	Increase	Jan. 1/22	Authorized MTO Rate - currently \$244.20
Fire Fighting, i) Highway/Local Vehicle Incidents (non-residents): Flat fee for responding where services not required	Increase	Jan. 1/22	Authorized MTO Rate - currently \$488.40
Fire Fighting, ii) Special Team Incidents (per hour) one hour minimum (Hazmat, Tech Rescue, Water/Ice Rescue) as determined by the London Fire Department	Unchanged	Jan. 1/22	\$700.00 plus consumables & personnel call-in coverage if required
Fire Fighting, iii) Open Burn Inspection (see Bylaw F7, Part 3)	Unchanged	Jan. 1/22	\$225.00
Fire Fighting, iv) Extraordinary Costs in addition to costs ordinarily incurred to eliminate an emergency or risk, preserve property or evidence, or to investigate, including but not limited to: renting equipment, hiring contractors, hiring professional services, using consumable materials, replacing damaged equipment, or purchasing materials fixing of damaged equipment or vehicles as a result of response	Unchanged	Jan. 1/22	Cost Recovery
Fire Fighting, v) Incident Response Report	Increase	Jan. 1/22	\$100.00
Fire Fighting, Recruit application	Unchanged	Jan. 1/22	\$100.00

## Schedule 1, 2022 Fees and Charges – Protective Services

### Service Grouping: Fire Services

Service/Activity	Status	2022 Proposed Effective Date	2022 Proposed Fee
Fire Prevention & Education, i) Fire Safety Plan Review (Note 1)	Unchanged	Jan 1/22	\$153.00
Fire Prevention & Education, ii) File Search Letter	Increase	Jan 1/22	\$75.00
Fire Prevention & Education, iii) Request for Inspection, Up to 10,000 square feet	Unchanged	Jan 1/22	\$171.00
Every 10,000 square feet thereafter	Unchanged	Jan 1/22	\$84.00
Fire Prevention & Education, iv) Fire Investigation Report	Unchanged	Jan 1/22	\$160.00
Fire Prevention & Education, v) Re-inspection for Non-Compliance (after first re-inspection)	Unchanged	Jan 1/22	\$103.00
Fire Prevention & Education, vi) Display Fire Works inspection and / permit Exemptions: a) Victoria Day fireworks display by the Fanshawe Optimist; b) Canada Day fireworks displays by the East London and River East London Optimist Clubs, Byron Optimists, City of London - Celebrate London Committee, and the Community Council of White Oaks; c) Lambeth Harvestfest fireworks display by the Lambeth Harvestfest Committee; and d) New Year's Eve fireworks display held by the City of London in Victoria Park.	Unchanged	Jan 1/22	\$269.00

## Schedule 1, 2022 Fees and Charges – Protective Services

### Service Grouping: Fire Services

Service/Activity	Status	2022 Proposed Effective Date	2022 Proposed Fee
Fire Prevention & Education, vii) Pyrotechnic inspection and permit	Unchanged	Jan 1/22	\$246.00
Fire Prevention & Education, viii) Open Air Burn Permit (See Bylaw F7, Part 3)	Unchanged	Jan 1/22	\$70.00
Fire Prevention & Education, ix) False Alarms See Note 2 and Note 3 below, Non notified false alarm	Unchanged	Jan 1/22	\$1,100.00
3rd or more to the same building in 30 days (each)	Unchanged	Jan 1/22	\$1,100.00
4 <sup>th</sup> or more to the same building in any calendar year (each)	Unchanged	Jan 1/22	\$1,100.00
Fire Prevention & Education, x) Live fire extinguisher training (plus consumables) See Note 4 below	Unchanged	Jan 1/22	\$103.00
Fire Prevention & Education, xi) Building managers seminar (plus consumables) see Note 4 below	Unchanged	Jan 1/22	\$103.00

Note 1: The fee for a Safety Plan Review is waived for tents.

Note 2: The fee for false alarms does not apply to London Middlesex Community Housing (with the exception of non-notify false alarms) or single detached dwellings.

Note 3: The fee for false alarms is waived for the following causes: activated pull stations; cooking; showers; carbon monoxide; power outages; steam; smoking/vaping; candles/incense/sparklers; smudging ceremonies; smoke machines.

Note 4: The fees for training and lectures and fire safety courses are waived for non-profit and/or educational organizations.



## Schedule 1, 2022 Fees and Charges – Social and Health Services

### Service Grouping: Long Term Care

Service/Activity	Status	2022 Proposed Effective Date	2022 Proposed Fee
Adult Day Programs, Community Seniors Programs, Day Programs: Client Fees per day	Unchanged	Jan. 1/22	Set by SW LHIN
Adult Day Programs, Community Seniors Programs, Day Programs: Baths	Unchanged	Jan. 1/22	\$45.00
Adult Day Programs, Community Seniors Programs, Day Programs: Foot Care	Unchanged	Jan. 1/22	\$22.00
Long Term Care-Dearness Home, Sundry: Staff Escort to Medical Clinics up to 3 hours	Unchanged	Jan. 1/22	\$106.00
Long Term Care-Dearness Home, Sundry: Staff Escort to Medical Clinics after 3 hours (per hour)	Unchanged	Jan. 1/22	\$35.00
Long Term Care-Dearness Home, Sundry: Set up and cleaning fee for room rental	Unchanged	Jan. 1/22	\$35.00
Long Term Care-Dearness Home, Sundry: Hair Salon Rental Fees per month	Unchanged	Jan. 1/22	\$350.00

Resident Revenue: Short Stay, Basic Ward, Semi-private and Private Nursing Care.

Charge for resident accommodation shall be the maximum amount provided for in the Long Term Care Homes Act and regulation. The rates are set annually on July 1st by the Ministry of Health and Long Term Care.

# Schedule 1, 2022 Fees and Charges – Transportation Services

## Service Grouping: Parking

Service/Activity	Unit of Measure	Status	2022 Proposed Effective Date	2022 Proposed Fee
Parking Control: Private MLEO Training and Appointment	N/A	Unchanged	Jan. 1/22	\$250.00
Parking Control: Administrative Fee Bulk Lot Passes	N/A	Unchanged	Jan. 1/22	\$25.00
Parking Meter Fees: Outlying 1 hour	Hour	Unchanged	Jan. 1/22	\$2.50
Parking Meter Fees: Outlying 2 hour	Hour	Unchanged	Jan. 1/22	\$2.50
Parking Meter Fees: Outlying 4 hour	Hour	Unchanged	Jan. 1/22	\$2.50
Parking Meter Fees: 10 Hour Metered Zone	Hour	Unchanged	Jan. 1/22	\$2.50
Parking Meter Fees: 10 Hour Metered Zone	Maximum	Unchanged	Jan. 1/22	\$5.00
Parking Meter Fees: 10 Hour Metered Zone	Monthly	Unchanged	Jan. 1/22	\$45.00
Parking Meter Fees: East end meters	Hour	Unchanged	Jan. 1/22	\$1.25
Parking Meter Fees: Downtown 1 hour	Hour	Unchanged	Jan. 1/22	\$2.50
Parking Meter Fees: Parking Meter Bagging (per parking stall)/Parking Administrative Fee	Administration +	Unchanged	Jan. 1/22	\$50.00
Parking Meter Fees: Parking Meter Bagging (per parking stall)/Parking Administrative Fee	Day	Unchanged	Jan. 1/22	\$11.00
Residential Parking Pass Program: First Residential Parking Pass (except no charge for the "King's University College area" and the "Trowbridge Avenue, Mary Avenue and Pinewood Drive area")	N/A	Unchanged	Jan. 1/22	\$60.00
Residential Parking Pass Program: Second Residential Parking Pass (at midpoint of program year is reduced by 50%)	N/A	Unchanged	Jan. 1/22	\$60.00
Residential Parking Pass Program: Replacement Residential Parking Pass	N/A	Unchanged	Jan. 1/22	\$120.00
Online transaction fee	N/A	Unchanged	Jan. 1/22	\$1.50
Parking Lots Municipally Operated: Lot #3 North - 743 Richmond Street	Hour	Unchanged	Jan. 1/22	\$2.50
Parking Lots Municipally Operated: Lot #6 - Kent Street, North Side of Kent Street between Richmond and Talbot Streets	Hour	Unchanged	Jan. 1/22	\$2.50
Parking Lots Municipally Operated: Lot #6 - Kent Street, North Side of Kent Street between Richmond and Talbot Streets	Day	Unchanged	Jan. 1/22	\$10.00
Parking Lots Municipally Operated: Lot #6 - Kent Street, North Side of Kent Street between Richmond and Talbot Streets	Evening	Unchanged	Jan. 1/22	\$6.00
Parking Lots Municipally Operated: Lot #9 78 Riverside Dr., Kiwanis Senior Centre	Hour	Unchanged	Jan. 1/22	\$2.50

## Schedule 1, 2022 Fees and Charges – Transportation Services

### Service Grouping: Parking

Service/Activity	Unit of Measure	Status	2022 Proposed Effective Date	2022 Proposed Fee
Parking Lots Municipally Operated: Lot #9 78 Riverside Dr., Kiwanis Senior Centre	Day	Unchanged	Jan. 1/22	\$5.00
Parking Lots Municipally Operated: Lot #9 78 Riverside Dr., Kiwanis Senior Centre	Evening	Unchanged	Jan. 1/22	\$4.00
Parking Lots Municipally Operated: Lot #10 - Mill Street/John Street/St. George	Hour	Unchanged	Jan. 1/22	\$2.50
Parking Lots Municipally Operated: Lot #10 - Mill Street/John Street/St. George	Day	Unchanged	Jan. 1/22	\$10.00
Parking Lots Municipally Operated: Lot #10 - Mill Street/John Street/St. George	Evening	Unchanged	Jan. 1/22	\$8.00
Parking Lots Municipally Operated: Lot #10 - Mill Street/John Street/St. George	Monthly	Unchanged	Jan. 1/22	\$100.00
Parking Lots Municipally Operated: Lot #12 - 199 Ridout Street N., PUC Parking Lot North Side of Horton Street between Thames and Ridout Streets	Hour	Unchanged	Jan. 1/22	\$2.50
Parking Lots Municipally Operated: Lot #12 - 199 Ridout Street N., PUC Parking Lot North Side of Horton Street between Thames and Ridout Streets	Day	Unchanged	Jan. 1/22	\$6.00
Parking Lots Municipally Operated: Lot #12 - 199 Ridout Street N., PUC Parking Lot North Side of Horton Street between Thames and Ridout Streets	Evening	Unchanged	Jan. 1/22	\$5.00
Parking Lots Municipally Operated: Lot #12 - 199 Ridout Street N., PUC Parking Lot North Side of Horton Street between Thames and Ridout Streets	Monthly	Unchanged	Jan. 1/22	\$80.00
Parking Lots Municipally Operated: Lot #13 - 189 King Street	Hour	Unchanged	Jan. 1/22	\$2.50
Parking Lots Municipally Operated: Lot #13 - 189 King Street	Day	Unchanged	Jan. 1/22	\$10.00
Parking Lots Municipally Operated: Lot #13 - 189 King Street	Evening	Unchanged	Jan. 1/22	\$8.00
Parking Lots Municipally Operated: Lot #13 - 189 King Street	Monthly	Unchanged	Jan. 1/22	\$120.00
Parking Lots Municipally Operated: Lot #14 - Via Train Station, South Side of York Street between Richmond and Clarence Streets	Hour	Unchanged	Jan. 1/22	\$2.00
Parking Lots Municipally Operated: Lot #15 - London Convention Centre, South Side of King Street between Wellington and Waterloo Street	Hour	Unchanged	Jan. 1/22	\$2.00

# Schedule 1, 2022 Fees and Charges – Transportation Services

## Service Grouping: Parking

Service/Activity	Unit of Measure	Status	2022 Proposed Effective Date	2022 Proposed Fee
Parking Lots Municipally Operated: Lot #15 - London Convention Centre, South Side of King Street between Wellington and Waterloo Street	Day	Unchanged	Jan. 1/22	\$8.00
Parking Lots Municipally Operated: Lot #15 - London Convention Centre, South Side of King Street between Wellington and Waterloo Street	Day (buses only)	Unchanged	Jan. 1/22	\$75.00
Parking Lots Municipally Operated: Lot #15 - London Convention Centre, South Side of King Street between Wellington and Waterloo Street	Evening	Unchanged	Jan. 1/22	\$6.00
Parking Lots Municipally Operated: Lot #15 - London Convention Centre, South Side of King Street between Wellington and Waterloo Street	Monthly	Unchanged	Jan. 1/22	\$113.00
Parking Lots Municipally Operated: Lot #16 - 205 Oxford St (Rear), West of Richmond Street between Oxford and Piccadilly Street	Hour	Unchanged	Jan. 1/22	\$2.50
Parking Lots Municipally Operated: Lot #16 - 205 Oxford St (Rear), West of Richmond Street between Oxford and Piccadilly Street	Day	Unchanged	Jan. 1/22	\$8.00
Parking Lots Municipally Operated: Lot #16 - 205 Oxford St (Rear), West of Richmond Street between Oxford and Piccadilly Street	Evening	Unchanged	Jan. 1/22	\$6.00
Parking Lots Municipally Operated: Lot #16 - 205 Oxford St (Rear), West of Richmond Street between Oxford and Piccadilly Street	Monthly	Unchanged	Jan. 1/22	\$60.00
Parking Lots Municipally Operated: Lot #19 - Museum London	Hour	Unchanged	Jan. 1/22	\$2.50
Parking Lots Municipally Operated: Lot #19 - Museum London	Evening	Unchanged	Jan. 1/22	\$6.00
Parking Lots Municipally Operated: Lot #20 - 155 Kent Street	Hour	Unchanged	Jan. 1/22	\$2.50
Parking Lots Municipally Operated: Lot #21 - 558 Talbot Street	Hour	Unchanged	Jan. 1/22	\$2.50
Parking Lots Municipally Operated: Lot #21 - 558 Talbot Street	Day	Unchanged	Jan. 1/22	\$10.00
Parking Lots Municipally Operated: Lot #21 - 558 Talbot Street	Evening	Unchanged	Jan. 1/22	\$8.00
Parking Lots Municipally Operated: Lot #21 - 558 Talbot Street	Night	Unchanged	Jan. 1/22	\$15.00

# Schedule 1, 2022 Fees and Charges – Transportation Services

## Service Grouping: Parking

Service/Activity	Unit of Measure	Status	2022 Proposed Effective Date	2022 Proposed Fee
Parking Lots Municipally Operated: Lot #22 - 695 Richmond Street	Hour	Unchanged	Jan. 1/22	\$2.50
Parking Lots Municipally Operated: Lot #22 - 695 Richmond Street	12 hour maximum	Unchanged	Jan. 1/22	\$10.00
Parking Lots Municipally Operated: Lot #22 - 695 Richmond Street	24 hour maximum	Unchanged	Jan. 1/22	\$15.00
Parking Lots Municipally Operated: Lot #22 - 695 Richmond Street	Monthly	Unchanged	Jan. 1/22	\$80.00
Parking Lots Municipally Owned: Lot #1 - East London, North of Dundas Street between English and Elizabeth Street	Hour	Unchanged	Jan. 1/22	\$1.00
Parking Lots Municipally Owned: Lot #1 - East London, North of Dundas Street between English and Elizabeth Street	Day	Unchanged	Jan. 1/22	\$4.50
Parking Lots Municipally Owned: Lot #1 - East London, North of Dundas Street between English and Elizabeth Street	Evening	Unchanged	Jan. 1/22	\$2.50
Parking Lots Municipally Owned: Lot #1 - East London, North of Dundas Street between English and Elizabeth Street	Monthly	Unchanged	Jan. 1/22	\$50.00
Parking Lots Municipally Owned: Lot #1 - East London, North of Dundas Street between English and Elizabeth Street	Bulk Day>5	Unchanged	Jan. 1/22	\$3.00
Parking Lots Municipally Owned: Lot #1 - East London, North of Dundas Street between English and Elizabeth Street	Bulk Evening>5	Unchanged	Jan. 1/22	\$1.50
Parking Lots Municipally Owned: Lot #2 - East London, North of Dundas Street between Elizabeth and Adelaide Street	Hour	Unchanged	Jan. 1/22	\$1.00
Parking Lots Municipally Owned: Lot #2 - East London, North of Dundas Street between Elizabeth and Adelaide Street	Day	Unchanged	Jan. 1/22	\$4.50
Parking Lots Municipally Owned: Lot #2 - East London, North of Dundas Street between Elizabeth and Adelaide Street	Evening	Unchanged	Jan. 1/22	\$2.50
Parking Lots Municipally Owned: Lot #2 - East London, North of Dundas Street between Elizabeth and Adelaide Street	Monthly	Unchanged	Jan. 1/22	\$50.00
Parking Lots Municipally Owned: Lot #2 - East London, North of Dundas Street between Elizabeth and Adelaide Street	Bulk Day>5	Unchanged	Jan. 1/22	\$3.00

## Schedule 1, 2022 Fees and Charges – Transportation Services

### Service Grouping: Parking

Service/Activity	Unit of Measure	Status	2022 Proposed Effective Date	2022 Proposed Fee
Parking Lots Municipally Owned: Lot #2 - East London, North of Dundas Street between Elizabeth and Adelaide Street	Bulk Evening>5	Unchanged	Jan. 1/22	\$1.50
Parking Lots Municipally Owned: Lot #3 East - East of Richmond Street between Oxford and Piccadilly Street	Hour	Unchanged	Jan. 1/22	\$2.50
Parking Lots Municipally Owned: Lot #3 East - East of Richmond Street between Oxford and Piccadilly Street	Day	Unchanged	Jan. 1/22	\$8.00
Parking Lots Municipally Owned: Lot #3 East - East of Richmond Street between Oxford and Piccadilly Street	Evening	Unchanged	Jan. 1/22	\$6.00
Parking Lots Municipally Owned: Lot #3 East - East of Richmond Street between Oxford and Piccadilly Street	Monthly	Unchanged	Jan. 1/22	\$60.00
Parking Lots Municipally Owned: Lot #3 West - Richmond Village West of Richmond Street between Oxford and Piccadilly Street	Hour	Unchanged	Jan. 1/22	\$2.50
Parking Lots Municipally Owned: Lot #3 West - Richmond Village West of Richmond Street between Oxford and Piccadilly Street	Day	Unchanged	Jan. 1/22	\$8.00
Parking Lots Municipally Owned: Lot #3 West - Richmond Village West of Richmond Street between Oxford and Piccadilly Street	Evening	Unchanged	Jan. 1/22	\$6.00
Parking Lots Municipally Owned: Lot #3 West - Richmond Village West of Richmond Street between Oxford and Piccadilly Street	Monthly	Unchanged	Jan. 1/22	\$60.00
Parking Lots Municipally Owned: Lot #4 - Marshall Street, South of Dundas Street between Lyle and Adelaide Streets	Hour	Unchanged	Jan. 1/22	\$1.00
Parking Lots Municipally Owned: Lot #4 - Marshall Street, South of Dundas Street between Lyle and Adelaide Streets	Day	Unchanged	Jan. 1/22	\$4.50
Parking Lots Municipally Owned: Lot #4 - Marshall Street, South of Dundas Street between Lyle and Adelaide Streets	Evening	Unchanged	Jan. 1/22	\$2.50
Parking Lots Municipally Owned: Lot #4 - Marshall Street, South of Dundas Street between Lyle and Adelaide Streets	Monthly	Unchanged	Jan. 1/22	\$50.00
Parking Lots Municipally Owned: Lot #5 - Queens Ave, North Side of Queens Ave between Clarence and Richmond Streets	Hour	Unchanged	Jan. 1/22	\$2.00

## Schedule 1, 2022 Fees and Charges – Transportation Services

### Service Grouping: Parking

Service/Activity	Unit of Measure	Status	2022 Proposed Effective Date	2022 Proposed Fee
Parking Lots Municipally Owned: Lot #5 - Queens Ave, North Side of Queens Ave between Clarence and Richmond Streets	Day	Unchanged	Jan. 1/22	\$10.00
Parking Lots Municipally Owned: Lot #5 - Queens Ave, North Side of Queens Ave between Clarence and Richmond Streets	Evening	Unchanged	Jan. 1/22	\$8.00
Parking Lots Municipally Owned: Lot #5 - Queens Ave, North Side of Queens Ave between Clarence and Richmond Streets	Monthly unreserved	Unchanged	Jan. 1/22	\$130.00
Parking Lots Municipally Owned: Lot #5 - Queens Ave, North Side of Queens Ave between Clarence and Richmond Streets	Monthly reserved	Unchanged	Jan. 1/22	\$310.00
Parking Lots Municipally Owned: Lot #7 - 824 Dundas, Provincial Offences Court between Rectory and Ontario Streets	Hour	Unchanged	Jan. 1/22	\$2.00
Parking Lots Municipally Owned: Lot #7 - 824 Dundas, Provincial Offences Court between Rectory and Ontario Streets	Day	Unchanged	Jan. 1/22	\$5.00
Parking Lots Municipally Owned: Lot #7 - 824 Dundas, Provincial Offences Court between Rectory and Ontario Streets	Monthly	Unchanged	Jan. 1/22	\$50.00
Parking Lots Municipally Owned: Lot #8 - Budweiser Gardens, North Side of King Street between Ridout and Talbot Streets	Hour	Unchanged	Jan. 1/22	\$2.50
Parking Lots Municipally Owned: Lot #8 - Budweiser Gardens, North Side of King Street between Ridout and Talbot Streets	Day	Unchanged	Jan. 1/22	\$8.00
Parking Lots Municipally Owned: Lot #8 - Budweiser Gardens, North Side of King Street between Ridout and Talbot Streets	Evening	Unchanged	Jan. 1/22	\$6.00
Parking Lots Municipally Owned: Lot #8 - Budweiser Gardens, North Side of King Street between Ridout and Talbot Streets	Monthly	Unchanged	Jan. 1/22	\$110.00
Parking Lots Municipally Owned: Lot #11 - Thames Street Park, North Side of King Street between Thames and Ridout Streets	Hour	Unchanged	Jan. 1/22	\$2.50
Parking Lots Municipally Owned: Lot #11 - Thames Street Park, North Side of King Street between Thames and Ridout Streets	Day	Unchanged	Jan. 1/22	\$6.00
Parking Lots Municipally Owned: Lot #11 - Thames Street Park, North Side of King Street between Thames and Ridout Streets	Evening	Unchanged	Jan. 1/22	\$5.00

## Schedule 1, 2022 Fees and Charges – Transportation Services

### Service Grouping: Parking

Service/Activity	Unit of Measure	Status	2022 Proposed Effective Date	2022 Proposed Fee
Parking Lots Municipally Owned: Lot #17 - Peace Gardens, West Side of Thames Street (York and King Streets.) (Enforced Monday through Friday)	Hour	Unchanged	Jan. 1/22	\$2.50
Parking Lots Municipally Owned: Lot #17 - Peace Gardens, West Side of Thames Street (York and King Streets.) (Enforced Monday through Friday)	Day	Unchanged	Jan. 1/22	\$6.00
Parking Lots Municipally Owned: Lot #17 - Peace Gardens, West Side of Thames Street (York and King Streets.) (Enforced Monday through Friday)	Evening	Unchanged	Jan. 1/22	\$5.00
Park and Ride	Monthly	Increase	Jan. 1/22	\$70.00



# Schedule 1, 2022 Fees and Charges – Transportation Services

## Service Grouping: Roadways

Service/Activity	Unit of Measure	Status	2022 Proposed Effective Date	2022 Proposed Fee
Roadway Maintenance, Sidewalk Cut	Administrative Fee	Unchanged	Jan. 1/22	\$50.00
Roadway Maintenance, Sidewalk Cut	Per square meter	Unchanged	Jan. 1/22	\$100.00
Roadway Maintenance, Curb Cut	Meter	Unchanged	Jan. 1/22	\$150.00
Roadway Maintenance, Curb Removal	Meter	Unchanged	Jan. 1/22	\$25.00
Roadway Maintenance, Asphalt Cut Restoration	Square meter	Unchanged	Jan. 1/22	\$21.00 (vertical 25m)
Roadway Maintenance, Pavement Degradation (Contractor/Utilities)	Pavement Quality Index (PQI) & \$/square meter	Unchanged	Jan. 1/22	Good - 80 to 100 PQI \$35.00, Adequate - 60 to 80 PQI \$28.00, Fair - 30 to 60 PQI \$21.00, Poor - 1 to 30 PQI \$14.00
Winter Maintenance - Unassumed Subdivisions	N/A	Unchanged	Jan. 1/22	Charge Actual Cost
Winter Maintenance - Unassumed Subdivisions	N/A	Unchanged	Jan. 1/22	Winter Season plus 15% + Administrative Fee
Traffic Control & Lighting, Flashers Barricades	Day	Discontinued	Jan. 1/22	N/A
Traffic Control & Lighting, Traffic Control Signs	Day	Unchanged	Jan. 1/22	\$4.00
Traffic Control & Lighting, Traffic Cones	Day	Unchanged	Jan. 1/22	\$1.50
Traffic Control & Lighting, Traffic Signal Timing Information	N/A	Unchanged	Jan. 1/22	\$135.00

# Schedule 1, 2022 Fees and Charges - Corporate, Operational & Council Services

## Service Grouping: Corporate Services

Service/Activity	Status	2022 Proposed Effective Date	2022 Proposed Fee
Facilities: Property Rentals	Unchanged	Jan. 1/22	Agreement
Human Resources: Room Rentals	Unchanged	Jan. 1/22	Agreement
Purchasing: Bidding Documents - on-line purchases	Unchanged	Jan. 1/22	\$40.00
Realty Services: Property Rentals	Unchanged	Jan. 1/22	Contracts
Realty Services: Residential Revenue	Unchanged	Jan. 1/22	Contracts
Realty Services: Vacant Land Revenue	Unchanged	Jan. 1/22	Contracts
Realty Services: Agricultural Land Revenue	Unchanged	Jan. 1/22	Contracts
Realty Services: Skate Sharpening Property Revenue	Unchanged	Jan. 1/22	Contracts
Realty Services: Underground Encroachment Revenue	Unchanged	Jan. 1/22	Contracts
Realty Services: Sidewalk Cafes	Unchanged	Jan. 1/22	Contracts
Realty Services: Outdoor Advertisements	Unchanged	Jan. 1/22	Contracts
Realty Services: Woodhull - Interments	Unchanged	Jan. 1/22	\$550.00
Realty Services: Woodhull - Sale of Plot. The price of a plot in the Woodhull Cemetery is \$650; however, \$350 is placed into a perpetual care fund for the Cemetery with \$300 credited to the Realty Services account.	Unchanged	Jan. 1/22	\$650.00
Realty Services: Air/Land Rights Rental	Unchanged	Jan. 1/22	Contracts
Risk Management: Administration fee - claims recovery	Unchanged	Jan. 1/22	1% of claim amount, \$50.00 minimum
Risk Management: Administration fee - event insurance premium	Unchanged	Jan. 1/22	\$5.00 - premium less than \$100.00, \$10.00 - premium more than \$100.00
Technology Services: Printing Charges	Unchanged	Jan. 1/22	Actual Costs

# Schedule 1, 2022 Fees and Charges - Corporate, Operational & Council Services

Service Grouping: Corporate Planning and Administration

Service/Activity	Status	2022 Proposed Effective Date	2022 Proposed Fee
Information & Archive Management, Sale Misc. Documents: Photocopies	Unchanged	Jan. 1/22	\$0.20
Information & Archive Management, Records Research Request (per 15 minutes of research time)	Unchanged	Jan. 1/22	\$7.50

# Schedule 1, 2022 Fees and Charges - Corporate, Operational & Council Services

Service Grouping: Council Services

Service/Activity	Status	2022 Proposed Effective Date	2022 Proposed Fee
Municipal Election, Sale Miscellaneous Documents: Photocopies per page	Unchanged	Jan. 1/22	\$0.20
Municipal Election, Sale Miscellaneous Documents: Ward & Poll Maps per ward	Unchanged	Jan. 1/22	\$5.00
Municipal Election, Sale Miscellaneous Documents: City Map	Unchanged	Jan. 1/22	\$10.00
Municipal Election, Sale Miscellaneous Documents: Election Results	Unchanged	Jan. 1/22	\$20.00
Municipal Election, Sale Miscellaneous Documents: Street Index	Unchanged	Jan. 1/22	\$20.00
Additional Copies of Voter's List: Per Ward	Unchanged	Jan. 1/22	\$25.00
Additional Copies of Voter's List: All Wards	Unchanged	Jan. 1/22	\$350.00

# Schedule 1, 2022 Fees and Charges - Corporate, Operational & Council Services

## Service Grouping: Public Support Services

Service/Activity	Status	2022 Proposed Effective Date	2022 Proposed Fee
Taxation, Revenue Division: Tax Certificates	Unchanged	Jan. 1/22	\$59.00
Taxation, Revenue Division: Tax Account Ownership Changes	Unchanged	Jan. 1/22	\$37.00
Taxation, Revenue Division: New Tax Account or Roll Number	Unchanged	Jan. 1/22	\$67.00
Taxation, Revenue Division: Notice of Past Due Property Taxes (greater than \$200)	Unchanged	Jan. 1/22	\$8.00
Taxation, Revenue Division: Property Title Searches Prior to Registration of Tax Arrears Certificates	Unchanged	Jan. 1/22	\$111.00
Taxation, Miscellaneous Revenue Fees: Mortgage Tax Confirmations	Unchanged	Jan. 1/22	\$26.00
Taxation, Miscellaneous Revenue Fees: Duplicate Tax Bill	Unchanged	Jan. 1/22	\$26.00
Taxation, Miscellaneous Revenue Fees: Receipt - Income Tax Account Statements	Unchanged	Jan. 1/22	\$35.00
Taxation, Account Statements: Tax Statement without Transactions	Unchanged	Jan. 1/22	\$26.00
Taxation, Account Statements: Tax Statement with Transactions	Unchanged	Jan. 1/22	\$35.00
Taxation, Account Statements: Tax Account Analysis (per hour)	Unchanged	Jan. 1/22	\$73.00
Taxation, Account Statements: Returned Cheques PAP, EFT, PAD (NSF) – Taxation	Unchanged	Jan. 1/22	\$45.00
Taxation, Account Statements: Cost Recoveries on Tax Registrations	Unchanged	Jan. 1/22	Actual Costs
Taxation, Account Statements: Addition to Tax Roll Fee	Unchanged	Jan. 1/22	\$25.00
Taxation, Account Statements: Addition to Tax Roll Fee (Provincial Offences Act Fines)	Unchanged	Jan. 1/22	\$25.00
Licensing & Certificates: Non- Residential Boulevard Application Fee	Unchanged	Jan. 1/22	\$150.00
Licensing & Certificates: Non-Residential Boulevard Parking Rentals (square feet) - Non-Profit or Charity	Unchanged	Jan. 1/22	\$0.87

# Schedule 1, 2022 Fees and Charges - Corporate, Operational & Council Services

## Service Grouping: Public Support Services

Service/Activity	Status	2022 Proposed Effective Date	2022 Proposed Fee
Licensing & Certificates: Non-Residential Boulevard Parking Rentals -square feet - Commercial Site	Unchanged	Jan. 1/22	\$1.73
Licensing & Certificates: Non-Residential Boulevard Parking Rentals - square feet - Commercial Site Downtown	Unchanged	Jan. 1/22	\$4.80
Licensing & Certificates: Oaths: Commissioner of Oaths	Unchanged	Jan. 1/22	\$30.00
Licensing & Certificates: Oaths: Statutory Declaration	Unchanged	Jan. 1/22	\$45.00
Licensing & Certificates: Street Closing: Appraisal Fee	Unchanged	Jan. 1/22	\$260.00
Licensing & Certificates: Street Closing: Application Fee	Unchanged	Jan. 1/22	\$165.00
Licensing & Certificates: Street Closing: Advertising	Unchanged	Jan. 1/22	\$1,182.00
Licensing & Certificates: Nevada Licences	Unchanged	Jan. 1/22	3% prize value
Licensing & Certificates: Raffle Licences	Unchanged	Jan. 1/22	3% prize value
Licensing & Certificates: Bingo Licences	Unchanged	Jan. 1/22	\$90.00
Licensing & Certificates: Marriage Licences	Unchanged	Jan. 1/22	\$140.00
Licensing & Certificates: Civil Ceremony	Unchanged	Jan. 1/22	\$275.00
Licensing & Certificates: Ceremony Witness Fee	Unchanged	Jan. 1/22	\$25.00
Licensing & Certificates: Foreign Pension Certificates	Unchanged	Jan. 1/22	\$30.00
Licensing & Certificates: Municipal Information Form - formerly listed as LLBO Approval	Unchanged	Jan. 1/22	\$25.00
Licensing & Certificates: Municipal Significance Designation Letter/ Temporary Extension of Liquor Licence Approval	Unchanged	Jan. 1/22	\$50.00
Licensing & Certificates: Vital Statistics - Death Registration	Unchanged	Jan. 1/22	\$40.00
Licensing & Certificates: Vital Statistics - Notice of Out-of-Town Death	Unchanged	Jan. 1/22	\$35.00
Licensing & Certificates: Sundry Receipts - Hearing Fee	Unchanged	Jan. 1/22	\$150.00

## Schedule 1, 2022 Fees and Charges - Corporate, Operational & Council Services

Service Grouping: Public Support Services

Service/Activity	Status	2022 Proposed Effective Date	2022 Proposed Fee
Licensing & Certificates: Sundry Receipts: Municipal Approval - Lottery Licences	Unchanged	Jan. 1/22	\$50.00
Licensing & Certificates: Sundry Receipts - Committee Room Rentals	Unchanged	Jan. 1/22	\$150.00
Licensing & Certificates: Sundry Receipts - Street Encroachment Agreements - with a PIN submission	Unchanged	Jan. 1/22	\$250.00
Licensing & Certificates: Sundry Receipts - Street Encroachment Agreements - without a PIN submission - applicable to residential properties only	Unchanged	Jan. 1/22	\$300.00
Licensing & Certificates: Sundry Receipts - Street Encroachment Agreements - annual rental charge	Unchanged	Jan. 1/22	\$10.00 per square metre

# Schedule 1, 2022 Fees and Charges - Financial Management

## Service Grouping: Financial Management

Service/Activity	Status	2022 Proposed Effective Date	2022 Proposed Fee
Finance: Addition to Tax Roll Fee	Unchanged	Jan. 1/22	\$25.00
Finance: Addition to Tax Roll Fee – Provincial Offences Act Fines	Unchanged	Jan. 1/22	\$25.00
Finance: Statement Summary of Outstanding Invoices - Accounts Receivable (A/R)	Unchanged	Jan. 1/22	\$27.00
Finance: Returned Items such as Cheques, PAP, EFT, PAD, Credit card, (i.e., NSF) - Financial Services (Corporate wide application except as below:)	Unchanged	Jan. 1/22	\$45.00
Finance: Returned Items such as Cheques, PAP, EFT, PAD, Credit card, (i.e., NSF) – Provincial Offences Act Fines Only	Unchanged	Jan. 1/22	\$35.00
Finance: Returned Items such as Cheques, PAP, EFT, PAD, Credit card, (i.e., NSF) - Administrative Fees Provincial Offences Act Fines Only	Unchanged	Jan. 1/22	\$10.00
Finance: Retrieval of Cashed Accounts Payable Cheques	Unchanged	Jan. 1/22	\$26.00
Finance: Provincial Offences Act Collection Agency Fee Recovery	Unchanged	Jan. 1/22	Actual Percentage
Finance: Miscellaneous Accounts Receivable Collection Agency Fee Recovery	Unchanged	Jan. 1/22	Actual Percentage
Finance: Lawyers Responses	Unchanged	Jan. 1/22	\$60.00
Corporate Financing: Property Rentals	Unchanged	Jan. 1/22	Contract



## Schedule 2, 2023 Fees and Charges - Culture Services

### Service Grouping: Centennial Hall

Service/Activity	Status	2023 Proposed Effective Date	2023 Proposed Fee
Hall Rentals (a) Auditorium - Theatre Style (Monday - Thursday, Sunday)	Unchanged	Jan. 1/23	\$2,500.00 or 10% gross gate to a maximum of \$4,000.00, whichever is greater
Hall Rentals (a) Auditorium - Banquet Style	Unchanged	Jan. 1/23	\$1,500.00
Hall Rentals (a) Auditorium - Banquet Style - June, July, August	Unchanged	Jan. 1/23	\$1,000.00
Hall Rentals (a) Auditorium - New Year's Eve	Unchanged	Jan. 1/23	\$2,500.00
Hall Rentals (a) Auditorium - Rehearsal Stage	Unchanged	Jan. 1/23	\$600.00
Hall Rentals (b) Banquet Hall -One-half Banquet Hall	Unchanged	Jan. 1/23	\$1,000.00
Hall Rentals (b) Banquet Hall -Sunday, Saturday, Holidays	Unchanged	Jan. 1/23	\$1,000.00
Hall Rentals (b) Banquet Hall -New Year's Eve	Unchanged	Jan. 1/23	\$2,000.00
Hall Rentals (b) Banquet Hall -One-half Banquet Hall	Unchanged	Jan. 1/23	\$500.00
Hall Rentals (b) Banquet Hall -Trade Shows (per day)	Unchanged	Jan. 1/23	\$1,000.00
Hall Rentals (c) Lounge	Unchanged	Jan. 1/23	\$250.00
Hall Rentals (d) Lounge - After Events	Unchanged	Jan. 1/23	\$200.00
Hall Rentals (e) Entire Building (Convention Rate)	Unchanged	Jan. 1/23	\$3,500.00
Hall Rentals (f) Entire Building (Trade Show Rate)	Unchanged	Jan. 1/23	\$3,500.00

## Schedule 2, 2023 Fees and Charges - Culture Services

### Service Grouping: Centennial Hall

Service/Activity	Status	2023 Proposed Effective Date	2023 Proposed Fee
Hall Rentals (g) Early/Late Access Charge per hour (Prior to 8:00 am / after 1:00 pm)	Unchanged	Jan. 1/23	\$50.00
Hall Rentals (h) Move In/Move Out	Unchanged	Jan. 1/23	50% of applicable rate
Hall Rentals (i) Women's Canadian Club	Unchanged	Jan. 1/23	\$850.00
Hall Rentals (j) Teen Dances or Pub Nights	Unchanged	Jan. 1/23	\$1,000.00
Hall Rentals (Banquet Hall Only) (k) Catering Surcharge	Unchanged	Jan. 1/23	7% of gross catering revenue or \$0.70 per person
Hall Rentals (Banquet Hall Only) (k) Catering Surcharge - i) Bar Receipts - Centennial Hall License - Rates	Unchanged	Jan. 1/23	Market
Hall Rentals (Banquet Hall Only) (k) Catering Surcharge - ii) Canteen Receipts - Snacks	Unchanged	Jan. 1/23	Market
Hall Rentals (Banquet Hall Only) (k) Catering Surcharge - iii) Checkroom Receipts	Unchanged	Jan. 1/23	Market
Hall Rentals (Banquet Hall Only) (k) Catering Surcharge - iv) Sundry Receipts	Unchanged	Jan. 1/23	Market
Hall Rentals (Banquet Hall Only) (k) Catering Surcharge - v) Chair Removal	Unchanged	Jan. 1/23	Market
Hall Rentals (Banquet Hall Only) (k) Catering Surcharge - vi) Catering Revenue	Unchanged	Jan. 1/23	Market & 7% of admissions
Hall Rentals (Banquet Hall Only) (k) Catering Surcharge – Self Catering viii) Ticket Surcharge Fanshawe Symphonic Chorus and Local Community Events are excluded.	Unchanged	Jan. 1/23	\$1.00 per ticket

#### Note:

1. Non-profit organizations which book a series of events, in advance, (at least six events per calendar year) and which require a very limited amount of set-up and maintenance will receive a reduced rate

## Schedule 2, 2023 Fees and Charges – Environmental Services

### Service Grouping: Garbage, Recycling and Composting

Service/Activity	Unit of Measure	Status	2023 Proposed Effective Date	2023 Proposed Fee
Recycling and Composting: Grass Clippings	Bag	Unchanged	Jan. 1/23	\$1.50
Recycling and Composting: Bagged Residential Garbage	Bag	Unchanged	Jan. 1/23	\$1.50
Recycling and Composting: Recycling and Composting Composters and Digesters	Unit	Decrease	Jan. 1/23	\$20.00
Recycling and Composting: Blue Box (maximum of two boxes per purchase)	Box	Unchanged	Jan. 1/23	\$6.00
Recycling and Composting: Woodchips, compost, compost/soil mix	Bag	Unchanged	Jan. 1/23	\$5.00
Recycling and Composting: Blue Box Processing Fees	Agreement	Unchanged	Jan. 1/23	Agreement
Recycling and Composting: Recycling Carts	Cart	Increase	Jan. 1/23	\$90.00
Recycling and Composting: Multi-Residential Buildings - Additional or Return pick-up service requested	Event	Unchanged	Jan. 1/23	\$130.00
Recycling and Composting: Multi-Residential Buildings - Twice per week collection	Per unit per year	Unchanged	Jan. 1/23	\$4.50
Garbage Collection and Disposal, Waste Collection Fees: Garbage Tag	Tag	Unchanged	Jan. 1/23	\$1.50
Garbage Collection and Disposal, Waste Collection Fees: Collection Charges	Agreement	Unchanged	Jan. 1/23	Agreement
Garbage Collection and Disposal, Waste Collection Fees: Multi-Residential Buildings Bin Rental	Month / Bin	Unchanged	Jan. 1/23	\$25.00
Garbage Collection and Disposal, Waste Collection Fees: Multi-Residential Buildings - Twice per week collection	Per unit per year	Unchanged	Jan. 1/23	\$4.50
Garbage Collection and Disposal, Waste Collection Fees: Waste Management By-law WM-12, Part 12 (Owner has failed to comply with WM-12, Part 12; City collects waste at expense of owner)	Hour	Unchanged	Jan. 1/23	\$130.00
Garbage Collection and Disposal, Waste Collection Fees: Multi-Residential Buildings - Additional or Return pickup service requested	Event	Unchanged	Jan. 1/23	\$130.00
Garbage Collection and Disposal, Solid Waste Disposal Fees: Household Hazardous Special Waste - Middlesex County	Agreement	Unchanged	Jan. 1/23	Agreement
Garbage Collection and Disposal, Solid Waste Disposal Fees: Household Hazardous Special Waste - Elgin County	Agreement	Unchanged	Jan. 1/23	Agreement

## Schedule 2, 2023 Fees and Charges – Environmental Services

### Service Grouping: Garbage, Recycling and Composting

Service/Activity	Unit of Measure	Status	2023 Proposed Effective Date	2023 Proposed Fee
Garbage Collection and Disposal, Solid Waste Disposal Fees: Business Waste	Tonne	Unchanged	Jan. 1/23	\$75.00
Garbage Collection and Disposal, Solid Waste Disposal Fees: Business Waste - minimum vehicle tare weight of 10 tonnes - charge account only	Tonne	Unchanged	Jan. 1/23	\$46.00
Garbage Collection and Disposal, Solid Waste Disposal Fees: Municipally controlled waste from adjacent separated municipalities	Tonne	Unchanged	Jan. 1/23	\$43.00
Garbage Collection and Disposal, Solid Waste Disposal Fees: Recycling Process Residuals	Tonne	Unchanged	Jan. 1/23	\$40.00
Garbage Collection and Disposal, Landfill Disposal Small Load Residential Waste: 0 to 100	Kilograms	Unchanged	Jan. 1/23	\$8.00
Garbage Collection and Disposal, Landfill Disposal Small Load Residential Waste: 101 to 200	Kilograms	Unchanged	Jan. 1/23	\$15.00
Garbage Collection and Disposal, Landfill Disposal Small Load Residential Waste: 201 to 400	Kilograms	Unchanged	Jan. 1/23	\$30.00
Garbage Collection and Disposal, Landfill Disposal Small Load Residential Waste: 401 to 600	Kilograms	Unchanged	Jan. 1/23	\$45.00
Garbage Collection and Disposal, Landfill Disposal Small Load Residential Waste: 601 to 800	Kilograms	Unchanged	Jan. 1/23	\$60.00
Garbage Collection and Disposal, Landfill Disposal Small Load Residential Waste: 801 to 1,000	Kilograms	Unchanged	Jan. 1/23	\$75.00
Garbage Collection and Disposal, Landfill Disposal Small Load Residential Waste: Over 1,000	Kilograms	Unchanged	Jan. 1/23	\$75.00
Garbage Collection and Disposal, Waste from Outside Service Area accepted under Ministerial Order	Tonne	Unchanged	Jan. 1/23	\$150.00
Garbage Collection and Disposal, Minimum Charge for Business (excluding residential and charitable organization waste)	Transaction	Unchanged	Jan. 1/23	\$75.00
Garbage Collection and Disposal, Daily Cover Tipping Fee	Tonne	Unchanged	Jan. 1/23	\$11.00

## Schedule 2, 2023 Fees and Charges – Environmental Services

### Service Grouping: Garbage, Recycling and Composting

Service/Activity	Unit of Measure	Status	2023 Proposed Effective Date	2023 Proposed Fee
Garbage Collection and Disposal, Asbestos Waste	Lump sum 1 <sup>st</sup> load	Unchanged	Jan. 1/23	\$350.00
Garbage Collection and Disposal, Asbestos Waste	Lump sum 2 <sup>nd</sup> load	Unchanged	Jan. 1/23	\$100.00
Garbage Collection and Disposal, Asbestos Waste	Plus per tonne	Unchanged	Jan. 1/23	\$75.00
Garbage Collection and Disposal, Brownfield Waste Tipping Fee	Tonne	Unchanged	Jan. 1/23	\$34.00
Garbage Collection and Disposal, Drop-off Depot Fees, Renovation Materials: Small Load	N/A	Increase	Jan. 1/23	\$27.00
Garbage Collection and Disposal, Drop-off Depot Fees, Renovation Materials: Car load	N/A	Increase	Jan. 1/23	\$54.00
Garbage Collection and Disposal, Drop-off Depot Fees, Renovation Materials: Truck, Van, Small Trailer Load	N/A	Increase	Jan. 1/23	\$75.00
Garbage Collection and Disposal, Drop-off Depot Fees: Appliances Containing Ozone Depleting Substances	Unit	Unchanged	Jan. 1/23	\$20.00

## Schedule 2, 2023 Fees and Charges – Parks, Recreation & Neighbourhood Services

### Service Grouping: Neighbourhood & Recreation Services

Service/Activity	Status	2023 Proposed Effective Date	2023 Proposed Fee
Aquatics, Lessons: (all pools) Swim Lesson - Child - 30 minutes per class	Unchanged	Jan. 1/23	\$10.50
Aquatics, Lessons: (all pools) Swim Lesson - Child - 45 minutes per class	Unchanged	Jan. 1/23	\$12.50
Aquatics, Lessons: (all pools) Swim Lesson - Adult - 45 minutes per class	Unchanged	Jan. 1/23	\$13.20
Aquatics, Lessons: (all pools) Swim Lesson - Private - 30 minutes per class	Unchanged	Jan. 1/23	\$27.20
Aquatics, Lessons: (all pools) Swim Lesson – Semi-private - 30 Minutes per class	Unchanged	Jan. 1/23	\$19.00
Aquatics, Lessons: (all pools) Swim Lesson - SU - Private - 30 minutes per class	Unchanged	Jan. 1/23	\$27.20
Aquatics, Lessons: (all pools) Swim Lesson - SU – Semi-private - 30 minutes per class	Unchanged	Jan. 1/23	\$19.00
Aquatics, Lessons: (all pools) Swim Lesson - Low Ratio per class	Unchanged	Jan. 1/23	\$13.35
Aquatics, Leadership & Specialty Courses *Leadership 2nd Chance Fee 80% Discount on original fee	Unchanged	Jan. 1/23	\$10.00 to \$500.00
Aquatics, Competitive Teams - Full Summer	Unchanged	Jan. 1/23	\$121.00
Aquatics, Baby Aqua Fit	Unchanged	Jan. 1/23	\$40.00
Aquatics, Small Ratio Class Fee	Unchanged	Jan. 1/23	\$95.00

## Schedule 2, 2023 Fees and Charges – Parks, Recreation & Neighbourhood Services

### Service Grouping: Neighbourhood & Recreation Services

Service/Activity	Status	2023 Proposed Effective Date	2023 Proposed Fee
Aquatics, Admissions: Child Per Visit Admission	Unchanged	Jan. 1/23	\$4.50
Aquatics, Admissions: Adult Per Visit Admission	Unchanged	Jan. 1/23	\$6.25
Aquatics, Admissions: Senior Per Visit Admission	Unchanged	Jan. 1/23	\$5.25
Aquatics, Admissions: Family Per Visit Admission	Unchanged	Jan. 1/23	\$16.00
Aquatics, Admissions: Promotional Admission	Unchanged	Jan. 1/23	\$0.00 to \$10.00
Aquatics, Passes: Family Pass Full Summer	Unchanged	Jan. 1/23	\$225.00
Aquatics, Passes: Family Pass 1/2 Summer	Unchanged	Jan. 1/23	\$124.00
Aquatics, Passes: Child 10 Visit Pass	Unchanged	Jan. 1/23	\$27.00
Aquatics, Passes: Child 3 Month Pass	Unchanged	Jan. 1/23	\$110.00
Aquatics, Passes: Adult 10 Visit Pass	Unchanged	Jan. 1/23	\$47.75
Aquatics, Passes: Adult 3 Month Pass	Unchanged	Jan. 1/23	\$195.00
Aquatics, Passes: Senior 10 Visit Pass	Unchanged	Jan. 1/23	\$40.00
Aquatics, Passes: Senior 3 Month Pass	Unchanged	Jan. 1/23	\$138.00
Aquatics, Outdoor Pool Rental: Heated	Unchanged	Jan. 1/23	\$94.00
Aquatics, Outdoor Pool Rental: Thames Pool - Entire facility	Unchanged	Jan. 1/23	\$326.00
Aquatics, Outdoor Pool Rental: Wading Pools	Unchanged	Jan. 1/23	\$30.00
Aquatics, South London: Corporate	Unchanged	Jan. 1/23	\$167.00
Aquatics, South London: Corporate	Unchanged	Sept. 1/23	\$171.00
Aquatics, South London: Affiliates	Unchanged	Jan. 1/23	\$150.00
Aquatics, South London: Affiliates	Unchanged	Sept. 1/23	\$153.00

## Schedule 2, 2023 Fees and Charges – Parks, Recreation & Neighbourhood Services

### Service Grouping: Neighbourhood & Recreation Services

Service/Activity	Status	2023 Proposed Effective Date	2023 Proposed Fee
Aquatics, Canada Games Aquatic Centre: Corporate	Unchanged	Jan. 1/23	\$269.50
Aquatics, Canada Games Aquatic Centre: Corporate	Unchanged	Sept. 1/23	\$275.00
Aquatics, Canada Games Aquatic Centre: Affiliates	Unchanged	Jan. 1/23	\$229.00
Aquatics, Canada Games Aquatic Centre: Affiliates	Unchanged	Sept. 1/23	\$233.00
Aquatics, Canada Games Aquatic Centre: Major Meets 20% discount (Per Council Directive for rentals over 36 hours)	Unchanged	Jan. 1/23	\$186.00
Aquatics, Carling Heights Optimist Community Centre: Corporate	Unchanged	Jan. 1/23	\$97.00
Aquatics, Carling Heights Optimist Community Centre: Corporate	Unchanged	Sept. 1/23	\$99.00
Aquatics, Carling Heights Optimist Community Centre: Affiliates	Unchanged	Jan. 1/23	\$88.00
Aquatics, Carling Heights Optimist Community Centre: Affiliates	Unchanged	Sept. 1/23	\$90.00
Aquatics, Lifeguard Costs (per hour)	Unchanged	Jan. 1/23	\$29.00
Aquatics, Birthday Parties (per child)	Unchanged	Jan. 1/23	\$20.00
Aquatics, Fee to ride slide for Birthday parties (South London)	Unchanged	Jan. 1/23	\$2.00
Aquatics, Leadership Manuals	Unchanged	Jan. 1/23	\$10.00 to \$200.00
Arenas, Public Skating, Admissions: Public Skate: Adult	Unchanged	Jan. 1/23	\$4.75
Arenas, Public Skating, Admissions: Public Skate: Youth (13 to 18)	Unchanged	Jan. 1/23	\$4.00



## Schedule 2, 2023 Fees and Charges – Parks, Recreation & Neighbourhood Services

### Service Grouping: Neighbourhood & Recreation Services

Service/Activity	Status	2023 Proposed Effective Date	2023 Proposed Fee
Arenas, Public Skating, Admissions: Public Skate: Child	Unchanged	Jan. 1/23	\$3.75
Arenas, Public Skating, Admissions: Public Skate: PD Day	Unchanged	Jan. 1/23	\$3.75
Arenas, Public Skating, Admissions: Seniors	Unchanged	Jan. 1/23	\$4.00
Arenas, Public Skating, Admissions: Family Pass	Unchanged	Jan. 1/23	\$8.50
Arenas, Public Skating, Admissions: Child 20 Skate Pass	Unchanged	Jan. 1/23	\$45.00
Arenas, Public Skating, Admissions: Teen 20 Skate Pass	Unchanged	Jan. 1/23	\$49.50
Arenas, Public Skating, Admissions: Adult 20 Skate Pass	Unchanged	Jan. 1/23	\$63.00
Arenas, Public Skating, Admissions: Senior 20 Skate Pass	Unchanged	Jan. 1/23	\$50.00
Arenas, Public Skating, Admissions: Family 20 Skate Pass	Unchanged	Jan. 1/23	\$98.00
Arenas, Public Skating, Admissions: Ice Activity: Shiny Hockey (Per person per session)	Unchanged	Jan. 1/23	\$8.50
Arenas, Public Skating, Admissions: Ticket Ice (Per person per session)	Unchanged	Jan. 1/23	\$11.00
Arenas, Public Skating, Admissions: Ticket Ice (Per person per session)	Unchanged	Sept. 1/23	\$11.50
Arenas, Learn to Skate: Learn-to-Skate (Pre-School)	Unchanged	Jan. 1/23	\$55.00
Arenas, Learn to Skate: Learn-to-Skate (Pre-School)	Unchanged	Sept. 1/23	\$56.00
Arenas, Learn to Skate: Learn-to-Skate (Child)	Unchanged	Jan. 1/23	\$59.50

## Schedule 2, 2023 Fees and Charges – Parks, Recreation & Neighbourhood Services

### Service Grouping: Neighbourhood & Recreation Services

Service/Activity	Status	2023 Proposed Effective Date	2023 Proposed Fee
Arenas, Learn to Skate: Learn-to-Skate (Child)	Unchanged	Sept. 1/23	\$60.50
Arenas, Learn to Skate: Learn-to-Skate (Adult)	Unchanged	Jan. 1/23	\$107.00
Arenas, Learn to Skate: Learn-to-Skate (Adult)	Unchanged	Sept. 1/23	\$109.00
Arenas, Ice Rates (Per Hour): Winter Rental: Minor Affiliate	Unchanged	Jan. 1/23	\$184.00
Arenas, Ice Rates (Per Hour): Winter Rental: Minor Affiliate	Unchanged	Sept. 1/23	\$187.00
Arenas, Ice Rates (Per Hour): Winter Rental: Minor Prime	Unchanged	Jan. 1/23	\$196.00
Arenas, Ice Rates (Per Hour): Winter Rental: Minor Prime	Unchanged	Sept. 1/23	\$199.00
Arenas, Ice Rates (Per Hour): Winter Rental: Standard (Adult)	Unchanged	Jan. 1/23	\$246.00
Arenas, Ice Rates (Per Hour): Winter Rental: Standard (Adult)	Unchanged	Sept. 1/23	\$250.00
Arenas, Ice Rates (Per Hour): Winter Rental: Standard Adult Contract	Unchanged	Jan. 1/23	\$233.00
Arenas, Ice Rates (Per Hour): Winter Rental: Standard Adult Contract	Unchanged	Sept. 1/23	\$236.50
Arenas, Ice Rates (Per Hour): Winter Rental: Special/Last Minute Non-Prime Time	Unchanged	Jan. 1/23	\$111.00
Arenas, Ice Rates (Per Hour): Winter Rental: Special/Last Minute Prime Time	Unchanged	Jan. 1/23	\$139.00
Arenas, Ice Rates (Per Hour): Winter Rental: Commercial	Unchanged	Jan. 1/23	\$258.00
Arenas, Ice Rates (Per Hour): Winter Rental: Commercial	Unchanged	Sept. 1/23	\$262.00

## Schedule 2, 2023 Fees and Charges – Parks, Recreation & Neighbourhood Services

### Service Grouping: Neighbourhood & Recreation Services

Service/Activity	Status	2023 Proposed Effective Date	2023 Proposed Fee
Arenas, Ice Rates (Per Hour): Non-Prime Standard	Unchanged	Jan. 1/23	\$196.00
Arenas, Ice Rates (Per Hour): Non-Prime Standard	Unchanged	Sept. 1/23	\$199.00
Arenas, Ice Rates (Per Hour): Non-Prime - Minor	Unchanged	Jan. 1/23	\$157.50
Arenas, Ice Rates (Per Hour): Non-Prime - Minor	Unchanged	Sept. 1/23	\$160.00
Arenas, Ice Rates (Per Hour): Non-Prime - Commercial	Unchanged	Jan. 1/23	\$206.00
Arenas, Ice Rates (Per Hour): Non-Prime - Commercial	Unchanged	Sept. 1/23	\$209.50
Arenas, Ice Rates (Per Hour): Off-season – Adult	Unchanged	Jan. 1/23	\$262.00
Arenas, Ice Rates (Per Hour): Off-season - Minor	Unchanged	Jan. 1/23	\$210.00
Arenas, Ice Rates (Per Hour): Off-season - Minor Non-Prime	Unchanged	Jan. 1/23	\$164.00
Arenas, Ice Rates (Per Hour): Off-season - Commercial	Unchanged	Jan. 1/23	\$275.00
Arenas, Ice Rates (Per Hour): Year-Round Dry Pad: Adult	Unchanged	Jan. 1/23	\$60.00
Arenas, Ice Rates (Per Hour): Year-Round Dry Pad: Adult	Unchanged	Sept. 1/23	\$61.00
Arenas, Ice Rates (Per Hour): Year-Round Dry Pad: Minor	Unchanged	Jan. 1/23	\$46.00
Arenas, Ice Rates (Per Hour): Year-Round Dry Pad: Minor	Unchanged	Sept. 1/23	\$47.00
Arenas, Ice Rates (Per Hour): Year-Round Dry Pad: Commercial	Unchanged	Jan. 1/23	\$60.00
Arenas, Ice Rates (Per Hour): Year-Round Dry Pad: Commercial	Unchanged	Sept. 1/23	\$61.00

## Schedule 2, 2023 Fees and Charges – Parks, Recreation & Neighbourhood Services

### Service Grouping: Neighbourhood & Recreation Services

Service/Activity	Status	2023 Proposed Effective Date	2023 Proposed Fee
Arenas, Ice Rates (Per Hour): Contract Amendment Fee (per amendment)	Unchanged	Jan. 1/23	\$8.00
Arenas, Ice Rates (Per Hour): High School Hockey Service Fee	Unchanged	Jan. 1/23	\$17.00
Arenas, Ice Rates (Per Hour): Storage Fee - Small (per year)	Unchanged	Jan. 1/23	\$235.50
Arenas, Ice Rates (Per Hour): Storage Fee - Large (per year)	Unchanged	Jan. 1/23	\$470.00
Community Recreation & Leisure Programs, Gymnasium Rentals (hourly): Large	Unchanged	Jan. 1/23	\$106.50
Community Recreation & Leisure Programs, Gymnasium Rentals (hourly): Medium	Unchanged	Jan. 1/23	\$48.49
Community Recreation & Leisure Programs, Gymnasium Rentals (hourly): Small	Unchanged	Jan. 1/23	\$40.58
Community Recreation & Leisure Programs, Meeting Rooms Rentals (hourly): Standard	Unchanged	Jan. 1/23	\$29.16
Community Recreation & Leisure Programs, Meeting Rooms Rentals (hourly): Large	Unchanged	Jan. 1/23	\$40.58

Note Children and Youth rates will be at 75% of the standard fee. Commercial rates will be charged an additional 80% of the standard fee.

## Schedule 2, 2023 Fees and Charges – Parks, Recreation & Neighbourhood Services

### Service Grouping: Neighbourhood & Recreation Services

Service/Activity	Status	2023 Proposed Effective Date	2023 Proposed Fee
Community Recreation & Leisure Programs, Court Rentals (hourly): Volleyball court	Unchanged	Jan. 1/23	\$40.58
Community Recreation & Leisure Programs, Court Rentals (hourly): Badminton/Pickleball court	Unchanged	Jan. 1/23	\$26.28
Community Recreation & Leisure Programs, Recreational Drop-In-Fees: Child	Unchanged	Jan. 1/23	\$2.75
Community Recreation & Leisure Programs, Recreational Drop-In-Fees: Youth	Unchanged	Jan. 1/23	\$2.75
Community Recreation & Leisure Programs, Recreational Drop-In-Fees: Adult	Unchanged	Jan. 1/23	\$4.75
Community Recreation & Leisure Programs, Recreational Drop-In-Fees: Older Adult/Senior	Unchanged	Jan. 1/23	\$4.50
Community Recreation & Leisure Programs, Recreational Drop-In-Fees: Family	Unchanged	Jan. 1/23	\$10.00
Community Recreation & Leisure Programs, Recreational Drop-In-Fees 10 Visit Pass: Child	Unchanged	Jan. 1/23	\$21.90
Community Recreation & Leisure Programs, Recreational Drop-In-Fees 10 Visit Pass: Youth	Unchanged	Jan. 1/23	\$21.90
Community Recreation & Leisure Programs, Recreational Drop-In-Fees 10 Visit Pass: Adult	Unchanged	Jan. 1/23	\$37.83
Community Recreation & Leisure Programs, Recreational Drop-In-Fees 10 Visit Pass: Older Adult/Senior	Unchanged	Jan. 1/23	\$35.84

## Schedule 2, 2023 Fees and Charges – Parks, Recreation & Neighbourhood Services

### Service Grouping: Neighbourhood & Recreation Services

Service/Activity	Status	2023 Proposed Effective Date	2023 Proposed Fee
Community Recreation & Leisure Programs, 10 Visit Pass: Family	Unchanged	Jan. 1/23	\$79.65
Community Recreation & Leisure Programs, Weight Room or Aerobics: Youth - Daily Pass	Unchanged	Jan. 1/23	\$4.25
Community Recreation & Leisure Programs, Weight Room or Aerobics: Youth - 10 Session Pass	Unchanged	Jan. 1/23	\$33.85
Community Recreation & Leisure Programs, Weight Room or Aerobics: Youth - 3 Month Pass	Unchanged	Jan. 1/23	\$84.62
Community Recreation & Leisure Programs, Weight Room or Aerobics: Youth - 6 Month Pass	Unchanged	Jan. 1/23	\$169.25
Community Recreation & Leisure Programs, Weight Room or Aerobics: Youth - 1 Year Pass	Unchanged	Jan. 1/23	\$338.50
Community Recreation & Leisure Programs, Weight Room or Aerobics: Adult - Daily Pass	Unchanged	Jan. 1/23	\$5.50
Community Recreation & Leisure Programs, Weight Room or Aerobics: Adult - 10 Session Pass	Unchanged	Jan. 1/23	\$43.81
Community Recreation & Leisure Programs, Weight Room or Aerobics: Adult - 3 Month Pass	Unchanged	Jan. 1/23	\$109.51
Community Recreation & Leisure Programs, Weight Room or Aerobics: Adult - 6 Month Pass	Unchanged	Jan. 1/23	\$219.03

## Schedule 2, 2023 Fees and Charges – Parks, Recreation & Neighbourhood Services

### Service Grouping: Neighbourhood & Recreation Services

Service/Activity	Status	2023 Proposed Effective Date	2023 Proposed Fee
Community Recreation & Leisure Programs, Weight Room or Aerobics: Adult - 1 Year Pass	Unchanged	Jan. 1/23	\$438.05
Community Recreation & Leisure Programs, Weight Room or Aerobics: Senior - Daily Pass	Unchanged	Jan. 1/23	\$4.50
Community Recreation & Leisure Programs, Weight Room or Aerobics: Senior - 10 Session Pass	Unchanged	Jan. 1/23	\$35.84
Community Recreation & Leisure Programs, Weight Room or Aerobics: Senior - 3 Month Pass	Unchanged	Jan. 1/23	\$89.60
Community Recreation & Leisure Programs, Weight Room or Aerobics: Senior - 6 Month Pass	Unchanged	Jan. 1/23	\$179.20
Community Recreation & Leisure Programs, Weight Room or Aerobics: Senior - 1 Year Pass	Unchanged	Jan. 1/23	\$358.41
Community Recreation & Leisure Programs, North London Centre, Memberships: Adult Racquets (tennis/squash)	Unchanged	Jan. 1/23	\$193.26
Community Recreation & Leisure Programs, North London Centre, Memberships: Adult Racquets - Spouse of a member	Unchanged	Jan. 1/23	\$116.98
Community Recreation & Leisure Programs, North London Centre, Memberships: Seniors (55+) Racquets	Unchanged	Jan. 1/23	\$116.98

## Schedule 2, 2023 Fees and Charges – Parks, Recreation & Neighbourhood Services

### Service Grouping: Neighbourhood & Recreation Services

Service/Activity	Status	2023 Proposed Effective Date	2023 Proposed Fee
Community Recreation & Leisure Programs, North London Centre, Memberships: Youth (under 19) Racquets	Unchanged	Jan. 1/23	\$116.98
Community Recreation & Leisure Programs, North London Centre, Memberships: Family Racquets	Unchanged	Jan. 1/23	\$343.72
Community Recreation & Leisure Programs, North London Centre, Memberships: Squash	Unchanged	Jan. 1/23	\$70.13
Community Recreation & Leisure Programs, North London Centre, Tennis Court Bookings: Member - Prime	Unchanged	Jan. 1/23	\$27.38
Community Recreation & Leisure Programs, North London Centre, Tennis Court Bookings: Member - Non-Prime	Unchanged	Jan. 1/23	\$21.91
Community Recreation & Leisure Programs, North London Centre, Tennis Court Bookings: Member - same day booking	Unchanged	Jan. 1/23	\$18.09
Community Recreation & Leisure Programs, North London Centre, Tennis Court Bookings: Non-Member - Prime	Unchanged	Jan. 1/23	\$35.91
Community Recreation & Leisure Programs, North London Centre, Tennis Court Bookings: Non-Member - Non-Prime	Unchanged	Jan. 1/23	\$28.42
Community Recreation & Leisure Programs, North London Centre, Tennis Court Bookings: Non-Member - same day booking	Unchanged	Jan. 1/23	\$22.61



## Schedule 2, 2023 Fees and Charges – Parks, Recreation & Neighbourhood Services

### Service Grouping: Neighbourhood & Recreation Services

Service/Activity	Status	2023 Proposed Effective Date	2023 Proposed Fee
Community Recreation & Leisure Programs, North London Centre, Squash: Member - Prime	Unchanged	Jan. 1/23	\$14.65
Community Recreation & Leisure Programs, North London Centre, Squash: Member - Non-Prime	Unchanged	Jan. 1/23	\$11.97
Community Recreation & Leisure Programs, North London Centre, Squash: Non-Member - Prime	Unchanged	Jan. 1/23	\$18.27
Community Recreation & Leisure Programs, North London Centre, Squash: Non-Member - Non-Prime	Unchanged	Jan. 1/23	\$14.98
Community Recreation & Leisure Programs, North London Centre, Rollerskating Admission: Seniors (55+)	Unchanged	Jan. 1/23	\$7.75
Community Recreation & Leisure Programs, North London Centre, Rollerskating Admission: Adult	Unchanged	Jan. 1/23	\$8.25
Community Recreation & Leisure Programs, North London Centre, Rollerskating Admission: Child	Unchanged	Jan. 1/23	\$6.00
Community Recreation & Leisure Programs, North London Centre, Rollerskating: Skate Rental	Unchanged	Jan. 1/23	\$4.75
Community Recreation & Leisure Programs, North London Centre, Rollerskating, 10 Visit Skate Pass: Seniors (55+)	Unchanged	Jan. 1/23	\$61.73

## Schedule 2, 2023 Fees and Charges – Parks, Recreation & Neighbourhood Services

### Service Grouping: Neighbourhood & Recreation Services

Service/Activity	Status	2023 Proposed Effective Date	2023 Proposed Fee
Community Recreation & Leisure Programs, North London Centre, Rollerskating, 10 Visit Skate Pass: Adult	Unchanged	Jan. 1/23	\$65.71
Community Recreation & Leisure Programs, North London Centre, Rollerskating, 10 Visit Skate Pass: Child	Unchanged	Jan. 1/23	\$47.79
Community Recreation & Leisure Programs, Seniors Centres and Programs, Membership Fees: One Centre Only (Per Year)	Unchanged	Jan. 1/23	\$48.51
Community Recreation & Leisure Programs, Seniors Centres and Programs, Membership Fees: Both Centres (Per Year)	Unchanged	Jan. 1/23	\$61.65
Community Recreation & Leisure Programs, Seniors Centres and Programs, Membership Fees: Senior Satellites (Per Year) Per Satellite	Unchanged	Jan. 1/23	\$10.56
Community Recreation & Leisure Programs, Seniors Centres and Programs, Membership Fees: Seniors Centre Member Programs	Unchanged	Jan. 1/23	\$1.00 to \$5.00
Community Recreation & Leisure Programs, Seniors Centres and Programs, Membership Fees: Senior Satellites (Per Year) Multi-Site Bundle	Unchanged	Jan. 1/23	\$29.67
Community Recreation & Leisure Programs, Seniors Centres and Programs, Membership Fees: Seniors Satellites Programs	Unchanged	Jan. 1/23	\$2.15 to \$10.25
Community Recreation & Leisure Programs, Seniors Centres and Programs, Membership Fees: Special Events	Unchanged	Jan. 1/23	\$9.00 to \$15.00
Community Recreation & Leisure Programs, Seniors Centres and Programs, Membership Fees: Bus Trips	Unchanged	Jan. 1/23	\$80.00 to \$120.00

## Schedule 2, 2023 Fees and Charges – Parks, Recreation & Neighbourhood Services

### Service Grouping: Neighbourhood & Recreation Services

Service/Activity	Status	2023 Proposed Effective Date	2023 Proposed Fee
Community Recreation & Leisure Programs, Youth Programs: Fall/Winter/Spring (Average Fee-8 weeks)	Unchanged	Jan. 1/23	\$36.40
Community Recreation & Leisure Programs, Youth Programs: Fall/Winter/Spring (Average Fee-8 weeks)	Unchanged	Apr. 1/23	\$36.95
Community Recreation & Leisure Programs, Day Camp (per week): Neighbourhood Camp Base Fee	Unchanged	Jan. 1/23	\$140.40
Community Recreation & Leisure Programs, Day Camp (per week): Neighbourhood Camp Base Fee	Unchanged	Apr. 1/23	\$142.51
Community Recreation & Leisure Programs, Day Camp (per week): Specialty Theme Camp Base Fee	Unchanged	Jan. 1/23	\$148.46 to \$247.83
Community Recreation & Leisure Programs, Day Camp (per week): Specialty Theme Camp Base Fee	Unchanged	Apr. 1/23	\$150.69 to \$251.55
Community Recreation & Leisure Programs, Day Camp (per week): Before or After Program	Unchanged	Jan. 1/23	\$32.00
Community Recreation & Leisure Programs, Day Camp (per week): Before and After Program	Unchanged	Jan. 1/23	\$47.00
Community Recreation & Leisure Programs, Day Camp (per week): PD Day Camps	Unchanged	Jan. 1/23	\$31.00

## Schedule 2, 2023 Fees and Charges – Parks, Recreation & Neighbourhood Services

### Service Grouping: Neighbourhood & Recreation Services

Service/Activity	Status	2023 Proposed Effective Date	2023 Proposed Fee
Community Recreation & Leisure Programs, Day Camp (per week): Youth Camp/Summer Surprise	Unchanged	Jan. 1/23	\$168.35
Community Recreation & Leisure Programs, Day Camp (per week): Youth Camp/Summer Surprise	Unchanged	Apr. 1/23	\$170.88
Community Recreation & Leisure Programs, Leadership: Leader in Training I	Unchanged	Jan. 1/23	\$80.52
Community Recreation & Leisure Programs, Leadership: Leader in Training I	Unchanged	Apr. 1/23	\$81.72
Community Recreation & Leisure Programs, Leadership: Leader in Training II	Unchanged	Jan. 1/23	\$144.30
Community Recreation & Leisure Programs, Leadership: Leader in Training II	Unchanged	Apr. 1/23	\$146.47
Community Recreation & Leisure Programs, Leadership: Leader in Training III	Unchanged	Jan. 1/23	\$189.27
Community Recreation & Leisure Programs, Leadership: Leader in Training III	Unchanged	Apr. 1/23	\$192.11
Community Recreation & Leisure Programs, Adult Programs: Fall/Winter/Spring (Average Fee-8 weeks)	Unchanged	Jan. 1/23	\$67.22

## Schedule 2, 2023 Fees and Charges – Parks, Recreation & Neighbourhood Services

### Service Grouping: Neighbourhood & Recreation Services

Service/Activity	Status	2023 Proposed Effective Date	2023 Proposed Fee
Community Recreation & Leisure Programs, Adult Programs: Fall/Winter/Spring (Average Fee-8 weeks)	Unchanged	Apr. 1/23	\$68.22
Community Recreation & Leisure Programs, Older Adult Programs: Fall/Winter/Spring (Average Fee-8 weeks)	Unchanged	Jan. 1/23	\$67.22
Community Recreation & Leisure Programs, Older Adult Programs: Fall/Winter/Spring (Average Fee-8 weeks)	Unchanged	Apr. 1/23	\$68.22
Golf Courses, Thames Valley Golf Course, Member Classic Green Fees: Shoulder Season	Unchanged	Jan. 1/23	\$22.00
Golf Courses, Thames Valley Golf Course, Member Classic Green Fees: Prime Time	Unchanged	Jan. 1/23	\$27.00
Golf Courses, Thames Valley Golf Course, Member Classic Green Fees: Non-Prime Time	Unchanged	Jan. 1/23	\$22.00
Golf Courses, Thames Valley Golf Course, Member Classic Green Fees: Twilight	Unchanged	Jan. 1/23	\$17.00
Golf Courses, Thames Valley Golf Course, Member Classic Green Fees: Junior Rate	Unchanged	Jan. 1/23	\$14.00
Golf Courses, Thames Valley Golf Course, Guest Classic Green Fees: Shoulder Season	Unchanged	Jan. 1/23	\$35.00

## Schedule 2, 2023 Fees and Charges – Parks, Recreation & Neighbourhood Services

### Service Grouping: Neighbourhood & Recreation Services

Service/Activity	Status	2023 Proposed Effective Date	2023 Proposed Fee
Golf Courses, Thames Valley Golf Course, Guest Classic Green Fees: Prime Time	Unchanged	Jan. 1/23	\$45.00
Golf Courses, Thames Valley Golf Course, Guest Classic Green Fees: Non-Prime Time	Unchanged	Jan. 1/23	\$38.00
Golf Courses, Thames Valley Golf Course, Guest Classic Green Fees: Twilight	Unchanged	Jan. 1/23	\$25.00
Golf Courses, Thames Valley Golf Course, Guest Classic Green Fees: Junior Rate	Unchanged	Jan. 1/23	\$20.00
Golf Courses, Thames Valley Golf Course, Guest Classic Green Fees: Cart & Golf Package	Unchanged	Jan. 1/23	\$58.00
Golf Courses, Thames Valley Golf Course, Hickory Green Fees Member: All Day	Unchanged	Jan. 1/23	\$14.00
Golf Courses, Thames Valley Golf Course, Hickory Green Fees Member, Junior Rate	Unchanged	Jan. 1/23	\$12.00
Golf Courses, Thames Valley Golf Course, Hickory Green Fees Guest, All Day:	Unchanged	Jan. 1/23	\$23.00
Golf Courses, Thames Valley Golf Course, Hickory Green Fees Guest, Junior Rate	Unchanged	Jan. 1/23	\$19.00
Golf Courses, Thames Valley Golf Course, Hickory Green Fees Guest, Hickory 9 Hole - Special	Unchanged	Jan. 1/23	\$19.00

## Schedule 2, 2023 Fees and Charges – Parks, Recreation & Neighbourhood Services

### Service Grouping: Neighbourhood & Recreation Services

Service/Activity	Status	2023 Proposed Effective Date	2023 Proposed Fee
Golf Courses, Fanshawe Golf Course, Traditional Green Fees Member: Shoulder season	Unchanged	Jan. 1/23	\$22.00
Golf Courses, Fanshawe Golf Course, Traditional Green Fees Member: Prime Time	Unchanged	Jan. 1/23	\$27.00
Golf Courses, Fanshawe Golf Course, Traditional Green Fees Member: Non-Prime Time	Unchanged	Jan. 1/23	\$22.00
Golf Courses, Fanshawe Golf Course, Traditional Green Fees Member: Twilight	Unchanged	Jan. 1/23	\$17.00
Golf Courses, Fanshawe Golf Course, Traditional Green Fees Member: Junior Rate	Unchanged	Jan. 1/23	\$14.00
Golf Courses, Fanshawe Golf Course, Traditional Classic Green Fees: Shoulder Season	Unchanged	Jan. 1/23	\$35.00
Golf Courses, Fanshawe Golf Course, Traditional Classic Green Fees: Prime Time	Unchanged	Jan. 1/23	\$45.00
Golf Courses, Fanshawe Golf Course, Traditional Classic Green Fees: Non-Prime Time	Unchanged	Jan. 1/23	\$38.00
Golf Courses, Fanshawe Golf Course, Traditional Classic Green Fees: Twilight	Unchanged	Jan. 1/23	\$25.00
Golf Courses, Fanshawe Golf Course, Traditional Classic Green Fees: Junior Rate	Unchanged	Jan. 1/23	\$20.00

## Schedule 2, 2023 Fees and Charges – Parks, Recreation & Neighbourhood Services

### Service Grouping: Neighbourhood & Recreation Services

Service/Activity	Status	2023 Proposed Effective Date	2023 Proposed Fee
Golf Courses, Fanshawe Golf Course, Traditional Classic Green Fees: Cart & Golf Package	Unchanged	Jan. 1/23	\$58.00
Golf Courses, Fanshawe Golf Course, Quarry Green Fees Member: Shoulder Season	Unchanged	Jan. 1/23	\$17.00
Golf Courses, Fanshawe Golf Course, Quarry Green Fees Member: Prime Time	Unchanged	Jan. 1/23	\$22.00
Golf Courses, Fanshawe Golf Course, Quarry Green Fees Member: Non-Prime Time	Unchanged	Jan. 1/23	\$20.00
Golf Courses, Fanshawe Golf Course, Quarry Green Fees Member: Twilight	Unchanged	Jan. 1/23	\$17.00
Golf Courses, Fanshawe Golf Course, Quarry Green Fees Member: Junior Rate	Unchanged	Jan. 1/23	\$14.00
Golf Courses, Fanshawe Golf Course, Quarry Green Fees Guest: Shoulder Season	Unchanged	Jan. 1/23	\$29.00
Golf Courses, Fanshawe Golf Course, Quarry Green Fees Guest: Prime Time	Unchanged	Jan. 1/23	\$36.00
Golf Courses, Fanshawe Golf Course, Quarry Green Fees Guest: Non-Prime Time	Unchanged	Jan. 1/23	\$33.00
Golf Courses, Fanshawe Golf Course, Quarry Green Fees Guest: Twilight	Unchanged	Jan. 1/23	\$26.00



## Schedule 2, 2023 Fees and Charges – Parks, Recreation & Neighbourhood Services

### Service Grouping: Neighbourhood & Recreation Services

Service/Activity	Status	2023 Proposed Effective Date	2023 Proposed Fee
Golf Courses, Fanshawe Golf Course, Quarry Green Fees Guest: Junior Rate	Unchanged	Jan. 1/23	\$21.00
Golf Courses, Fanshawe Golf Course, Quarry Green Fees Guest: Prime Time Cart & Golf Package (Quarry Only)	Unchanged	Jan. 1/23	\$48.00
Golf Course, Fanshawe Golf Course, Quarry Green Fees Guest: Non-Prime Time Cart & Golf Package (Quarry Only)	Unchanged	Jan. 1/23	\$42.00
Golf Courses, River Road Golf Course Member: Shoulder Season	Unchanged	Jan. 1/23	\$17.00
Golf Courses, River Road Golf Course Member: Prime Time	Unchanged	Jan. 1/23	\$22.00
Golf Courses, River Road Golf Course Member: Non-Prime Time	Unchanged	Jan. 1/23	\$20.00
Golf Courses, River Road Golf Course Member: Twilight	Unchanged	Jan. 1/23	\$17.00
Golf Courses, River Road Golf Course Member: Junior Rate	Unchanged	Jan. 1/23	\$14.00
Golf Courses, River Road Golf Course Guest: Shoulder Season	Unchanged	Jan. 1/23	\$29.00
Golf Courses, River Road Golf Course Member: Prime Time	Unchanged	Jan. 1/23	\$36.00
Golf Courses, River Road Golf Course Member: Non-Prime Time	Unchanged	Jan. 1/23	\$33.00
Golf Courses, River Road Golf Course Member: Twilight	Unchanged	Jan. 1/23	\$26.00
Golf Courses, River Road Golf Course Member: Junior Rate	Unchanged	Jan. 1/23	\$21.00

## Schedule 2, 2023 Fees and Charges – Parks, Recreation & Neighbourhood Services

### Service Grouping: Neighbourhood & Recreation Services

Service/Activity	Status	2023 Proposed Effective Date	2023 Proposed Fee
Golf Courses, Other Green Fees: Fanshawe - Parkside Nine	Unchanged	Jan. 1/23	\$0.00
Golf Courses: Other Green Fees: Promotional Rates	Unchanged	Jan. 1/23	\$20.00 to \$50.00
Golf Courses, Golf, Unlimited Membership All Courses (7 days): Adult	Unchanged	Jan. 1/23	\$1,575.00
Golf Courses, Golf, Unlimited Membership All Courses (7 days), Adult Payment Plan (March to July 15)	Unchanged	Jan. 1/23	\$1,625.00
Golf Courses, Golf, Unlimited Membership All Courses (7 days), Senior (65 and over)	Unchanged	Jan. 1/23	\$1,425.00
Golf Courses, Golf, Unlimited Membership All Courses (7 days), Senior (65 and over) Payment Plan	Unchanged	Jan. 1/23	\$1,475.00
Golf Courses, Golf, Unlimited Membership All Courses (7 days), Youth (9 to 18)	Unchanged	Jan. 1/23	\$475.00
Golf Courses, Golf, Unlimited Membership All Courses (7 days), Youth (9 to 18) Payment Plan	Unchanged	Jan. 1/23	\$525.00
Golf Courses, Golf, Unlimited Membership All Courses (7 days), Intermediate/Student (19 to 24)	Unchanged	Jan. 1/23	\$1,000.00
Golf Courses, Golf, Unlimited Membership All Courses (7 days), Intermediate (25 to 29)	Unchanged	Jan. 1/23	\$1,050.00
Golf Courses, Golf, Unlimited Membership All Courses (7 days), Intermediate/Student (19 to 24) Payment Plan	Unchanged	Jan. 1/23	\$1,050.00

## Schedule 2, 2023 Fees and Charges – Parks, Recreation & Neighbourhood Services

### Service Grouping: Neighbourhood & Recreation Services

Service/Activity	Status	2023 Proposed Effective Date	2023 Proposed Fee
Golf Courses, Golf, Value (19+) any course Monday to Friday, restricted to RR, Quarry and Hickory on weekends	Unchanged	Jan. 1/23	\$1,200.00
Golf Courses, Golf, Value (19+) any course Monday to Friday, restricted to RR, Quarry and Hickory on weekends Payment Plan	Unchanged	Jan. 1/23	\$1,250.00
Golf Courses, Golf, Hickory (9 to 18)	Unchanged	Jan. 1/23	\$275.00
Golf Courses, Golf, Unlimited Hickory (19+) (7 Days)	Unchanged	Jan. 1/23	\$650.00
Golf Courses, Golf, Regular Memberships (7 days): Adult (19+)	Unchanged	Jan. 1/23	\$279.00
Golf Courses, Golf, Regular Memberships (7 days): Senior (65 and over)	Unchanged	Jan. 1/23	\$259.00
Golf Courses, Golf, Regular Memberships (7 days): Youth (9 to 18)	Unchanged	Jan. 1/23	\$149.00
Golf Courses, Golf, Regular Memberships (7 days): Hickory (19 and over)	Unchanged	Jan. 1/23	\$159.00
Golf Courses, Golf, Regular Memberships (7 days): Hickory (9 to 18)	Unchanged	Jan. 1/23	\$49.00
Golf Courses, Golf Lessons: Spectrum Adult & Senior Spring Classes	Unchanged	Jan. 1/23	\$115.00
Golf Courses, Golf Lessons: Spectrum Junior Boy/Girls Summer Classes	Unchanged	Jan. 1/23	\$125.00
Golf Courses, Golf Lessons: Spectrum Boot Camp	Unchanged	Jan. 1/23	\$140.00

## Schedule 2, 2023 Fees and Charges – Parks, Recreation & Neighbourhood Services

### Service Grouping: Neighbourhood & Recreation Services

Service/Activity	Status	2023 Proposed Effective Date	2023 Proposed Fee
Golf Courses, Golf Lessons: Spectrum Winter Junior Classes	Unchanged	Jan. 1/23	\$80.00
Golf Courses, Golf Lessons: Spectrum Winter Adult Classes	Unchanged	Jan. 1/23	\$110.00
Golf Courses, Pro Shop Services, Electric Cart Rental: Single Riders: Prime Time (All Courses)	Unchanged	Jan. 1/23	\$20.00
Golf Courses, Pro Shop Services, Electric Cart Rental: Single Riders: Non-Prime Time (All Courses)	Unchanged	Jan. 1/23	\$17.00
Golf Courses, Pro Shop Services, Electric Cart Rental: Single Riders: Hickory (any time)	Unchanged	Jan. 1/23	\$13.00
Golf Courses, Pro Shop Services: Electric Cart Rental - 18 Hole Unlimited	Unchanged	Jan. 1/23	\$775.00
Golf Courses, Pro Shop Services: Electric Cart Rental - 20X Rides 18 Holes Prime	Unchanged	Jan. 1/23	\$340.00
Golf Courses, Pro Shop Services: Electric Cart Rental - 20X Rides 18 Holes Non-Prime	Unchanged	Jan. 1/23	\$260.00
Golf Courses, Pro Shop Services: Electric Cart Rental - 20X Rides 9 Holes	Unchanged	Jan. 1/23	\$170.00
Golf Courses, Pro Shop Rentals: Pull Carts	Unchanged	Jan. 1/23	\$5.00
Golf Courses, Pro Shop Rentals: Pull Carts Annual Fee	Unchanged	Jan. 1/23	\$100.00
Golf Courses, Pro Shop Rentals: Club Rental 18 holes	Unchanged	Jan. 1/23	\$10.00

## Schedule 2, 2023 Fees and Charges – Parks, Recreation & Neighbourhood Services

### Service Grouping: Neighbourhood & Recreation Services

Service/Activity	Status	2023 Proposed Effective Date	2023 Proposed Fee
Golf Courses, Pro Shop Rentals: Club Rental 9 holes	Unchanged	Jan. 1/23	\$5.00
Golf Courses, Pro Shop Rentals: Club Storage (Season) - Adult	Unchanged	Jan. 1/23	\$75.00
Golf Courses, Pro Shop Rentals: Club Storage (Season) - Power Caddie	Unchanged	Jan. 1/23	\$110.00
Golf Courses, Pro Shop Rentals: Indoor Range - One Hour	Unchanged	Jan. 1/23	\$5.00
Golf Courses, Pro Shop Rentals: Indoor Range - 1/2 Hour	Unchanged	Jan. 1/23	\$3.00
Special Events Coordination, Special Events: Major Special Event Admin. Fee	Unchanged	Jan. 1/23	\$73.80
Special Events Coordination, Special Events: Other Administration Fee	Unchanged	Jan. 1/23	\$36.65
Special Events Coordination, Special Events: Attendants (per hour)	Unchanged	Jan. 1/23	\$17.50
Special Events Coordination, Special Events: Beer Gardens Permit (per event)	Unchanged	Jan. 1/23	\$355.55
Special Events Coordination, Special Events: Kiwanis Memorial Bandshell Victoria Park (per hour)	Unchanged	Jan. 1/23	\$16.50
Special Events Coordination, Special Events: Non-Profit Parkland Rental Fee (per day)	Unchanged	Jan. 1/23	\$104.57
Special Events Coordination, Special Events: Commercial Parkland Rental Fee (per day)	Unchanged	Jan. 1/23	\$735.50

## Schedule 2, 2023 Fees and Charges – Parks, Recreation & Neighbourhood Services

### Service Grouping: Neighbourhood & Recreation Services

Service/Activity	Status	2023 Proposed Effective Date	2023 Proposed Fee
Special Events Coordination, Special Events: Showmobile Rental-Private/Commercial	Unchanged	Jan. 1/23	\$642.15
Special Events Coordination, Special Events: Showmobile Rental-Not for Profit	Unchanged	Jan. 1/23	\$576.30
Special Events Coordination, Special Events: Vendor Permits –/unit/year with business license	Unchanged	Jan. 1/23	\$39.80
Special Events Coordination, Special Events: Vendor Permits –/event no business license	Unchanged	Jan. 1/23	\$124.75
Special Events Coordination, Special Events: Vendor Permit – 1 to 3 days (under 10 ft.)	Unchanged	Jan. 1/23	\$62.65
Special Events Coordination, Special Events: Vendor Permit – 1 to 3 days (over 10 ft.)	Unchanged	Jan. 1/23	\$124.75
Special Events Coordination, Special Events: Vendor Permit - 4+ days (under 10 ft.)	Unchanged	Jan. 1/23	\$73.80
Special Events Coordination, Special Events: Vendor Permit - 4+ days (over 10 ft.)	Unchanged	Jan. 1/23	\$140.30
Special Events Coordination, Special Events: Electrical Service (per ped./day)	Unchanged	Jan. 1/23	\$10.45
Special Events Coordination, Special Events: Picnic Tables (per table)	Unchanged	Jan. 1/23	\$28.70
Special Events Coordination, Special Events: Water Service (per day)	Unchanged	Jan. 1/23	\$25.00

## Schedule 2, 2023 Fees and Charges – Parks, Recreation & Neighbourhood Services

### Service Grouping: Neighbourhood & Recreation Services

Service/Activity	Status	2023 Proposed Effective Date	2023 Proposed Fee
Special Events Coordination, Special Events: Hay Bale	Unchanged	Jan. 1/23	\$6.80
Special Events Coordination, Special Events: Skateboard Feature Removal	Unchanged	Jan. 1/23	\$1,527.30
Special Events Coordination, Special Events: Bleacher Rental	Unchanged	Jan. 1/23	\$851.25
Special Events Coordination, Special Events: Bleacher Rental - each additional day	Unchanged	Jan. 1/23	\$364.60
Special Events Coordination, Special Events: Garbage Bin -per event not on City of London property	Unchanged	Jan. 1/23	\$12.80
Special Events Coordination, Special Events: Springbank Gardens Special Event Set Up Fee (per hour)	Unchanged	Jan. 1/23	\$34.00
Special Events Coordination, Special Events: Filming (Commercial/For Profit) per day	Unchanged	Jan. 1/23	\$100.00
Special Events Coordination, Special Events: Filming (Not for Profit) flat rate	Unchanged	Jan. 1/23	\$50.00
Special Events Coordination, Special Events: Filming Student Project	Unchanged	Jan. 1/23	\$0.00
Special Events Coordination, Special Events: Filming B Roll	Unchanged	Jan. 1/23	\$25.00
Special Events Coordination, Special Events: Movie Screen per day	Unchanged	Jan. 1/23	\$30.00
Special Events Coordination, Special Events: Clean Up Deposit	Unchanged	Jan. 1/23	\$1,000.00
Special Events Coordination, Special Events: Barricades -per event not on City of London property	Unchanged	Jan. 1/23	\$6.15

## Schedule 2, 2023 Fees and Charges – Parks, Recreation & Neighbourhood Services

### Service Grouping: Neighbourhood & Recreation Services

Service/Activity	Status	2023 Proposed Effective Date	2023 Proposed Fee
Special Events Coordination, Civic Garden Complex - Hall Rentals: Horticultural Group Rentals (per hour)	Unchanged	Jan. 1/23	\$19.20
Special Events Coordination, Civic Garden Complex - Hall Rentals: Wedding Rate - Half Day	Unchanged	Jan. 1/23	\$670.80
Special Events Coordination, Civic Garden Complex - Hall Rentals: Wedding Rate - Full Day	Unchanged	Jan. 1/23	\$1,042.30
Special Events Coordination, Civic Garden Complex - Hall Rentals: Special Occasions (maximum 4 Hours)	Unchanged	Jan. 1/23	\$335.40
Special Events Coordination, Civic Garden Complex - Hall Rentals: Special Occasions - Full Day	Unchanged	Jan. 1/23	\$1,042.80
Special Events Coordination, Civic Garden Complex - Hall Rentals: Commercial - Half Day	Unchanged	Jan. 1/23	\$714.80
Special Events Coordination, Civic Garden Complex - Hall Rentals: Commercial - Full Day	Unchanged	Jan. 1/23	\$1,340.55
Special Events Coordination, Civic Garden Complex - Hall Rentals: Conservatory for Pictures (per hour)	Unchanged	Jan. 1/23	\$45.70
Special Events Coordination, Civic Garden Complex - Hall Rentals: Business Meetings "A" - full day	Unchanged	Jan. 1/23	\$335.40



## Schedule 2, 2023 Fees and Charges – Parks, Recreation & Neighbourhood Services

### Service Grouping: Neighbourhood & Recreation Services

Service/Activity	Status	2023 Proposed Effective Date	2023 Proposed Fee
Special Events Coordination, Civic Garden Complex - Hall Rentals: Business Meetings "B" - half day	Unchanged	Jan. 1/23	\$224.50
Special Events Coordination, Civic Garden Complex - Hall Rentals: Rental Set Up Fee (4 hour maximum)	Unchanged	Jan. 1/23	\$181.55
Special Events Coordination, Springbank Gardens - Private Events: Wedding Rate - Half Day	Unchanged	Jan. 1/23	\$670.80
Special Events Coordination, Springbank Gardens - Private Events: Wedding Rate - Full Day	Unchanged	Jan. 1/23	\$1,042.30
Special Events Coordination, Springbank Gardens - Private Events: Commercial - Half Day	Unchanged	Jan. 1/23	\$714.30
Special Events Coordination, Springbank Gardens - Private Events: Commercial - Full Day	Unchanged	Jan. 1/23	\$1,340.55
Special Events Coordination, Springbank Gardens - Private Events: Not For Profit Company (under 8 hours)	Unchanged	Jan. 1/23	\$183.60
Special Events Coordination, Springbank Gardens - Private Events: Not For Profit Company (over 8 hours)	Unchanged	Jan. 1/23	\$367.80
Special Events Coordination, Springbank Gardens - Private Events: Special Occasions (maximum 4 hours)	Unchanged	Jan. 1/23	\$335.35
Special Events Coordination, Springbank Gardens - Private Events: Special Occasions - Full Day	Unchanged	Jan. 1/23	\$1,042.30

## Schedule 2, 2023 Fees and Charges – Parks, Recreation & Neighbourhood Services

### Service Grouping: Neighbourhood & Recreation Services

Service/Activity	Status	2023 Proposed Effective Date	2023 Proposed Fee
Special Events Coordination, Springbank Gardens - Private Events: Table for Special Events	Unchanged	Jan. 1/23	\$6.40
Special Events Coordination, Springbank Gardens - Private Events: Chair for Special Events	Unchanged	Jan. 1/23	\$1.40
Special Events Coordination, Springbank Gardens - Private Events: Rental Set Up Fee (4 hour maximum)	Unchanged	Jan. 1/23	\$181.55
Special Events Coordination, Dundas Place: One Block Rental For Profit	Unchanged	Jan. 1/23	\$522.84
Special Events Coordination, Dundas Place: One Block Rental Non-Profit	Unchanged	Jan. 1/23	\$261.42
Special Events Coordination, Dundas Place: Four Block Rental For Profit	Unchanged	Jan. 1/23	\$1,568.52
Special Events Coordination, Dundas Place: Four Block Rental Non-Profit	Unchanged	Jan. 1/23	\$836.54
Special Events Coordination, Dundas Place: Alcohol Service Fee / Per Block	Unchanged	Jan. 1/23	\$182.99
Special Events Coordination, Dundas Place: Folding Tables	Unchanged	Jan. 1/23	\$10.46
Special Events Coordination, Dundas Place: Picnic Tables	Unchanged	Jan. 1/23	\$20.91
Special Events Coordination, Dundas Place: 10x10 Tent	Unchanged	Jan. 1/23	\$78.43
Special Events Coordination, Dundas Place: 10x20 Tent	Unchanged	Jan. 1/23	\$182.99
Special Events Coordination, Dundas Place: Propane Heater	Unchanged	Jan. 1/23	\$78.43

## Schedule 2, 2023 Fees and Charges – Parks, Recreation & Neighbourhood Services

### Service Grouping: Neighbourhood & Recreation Services

Service/Activity	Status	2023 Proposed Effective Date	2023 Proposed Fee
Special Events Coordination, Dundas Place: Umbrella with Base	Unchanged	Jan. 1/23	\$10.46
Special Events Coordination, Dundas Place: PA System	Unchanged	Jan. 1/23	\$104.57
Special Events Coordination, Dundas Place: Red Cube Furniture (per set)	Unchanged	Jan. 1/23	\$52.28
Special Events Coordination, Dundas Place: Movie Screen	Unchanged	Jan. 1/23	\$156.85
Special Events Coordination, Dundas Place: Cruiser Table	Unchanged	Jan. 1/23	\$20.91
Special Events Coordination, Dundas Place: Planter Rental (per season)	Unchanged	Jan. 1/23	\$104.57
Special Events Coordination, Dundas Place: Stage Decking (4x4)	Unchanged	Jan. 1/23	\$20.91
Special Events Coordination, Dundas Place: Stage Decking (4x8)	Unchanged	Jan. 1/23	\$31.37
Sports Services: Basketball	Unchanged	Jan. 1/23	\$594.00
Sports Services: Basketball	Unchanged	Sept. 1/23	\$603.00
Sports Services: Volleyball	Unchanged	Jan. 1/23	\$648.00
Sports Services: Volleyball	Unchanged	Sept. 1/23	\$658.00
Sports Services: Beach Volleyball - Minor - (Per 2 hours)	Unchanged	Jan. 1/23	\$21.00
Sports Services: Beach Volleyball - Adult - (Per 2 hours)	Unchanged	Jan. 1/23	\$28.00
Sports Services: Cricket (Per 2 hours)	Unchanged	Jan. 1/23	\$16.00
Sports Services, Ball Diamond Permit Fees (Per 2 Hours/Week): Adult Affiliate	Unchanged	Jan. 1/23	\$49.00
Sports Services, Ball Diamond Permit Fees (Per 2 Hours/Week): Minor Affiliate	Unchanged	Jan. 1/23	\$22.00

## Schedule 2, 2023 Fees and Charges – Parks, Recreation & Neighbourhood Services

### Service Grouping: Neighbourhood & Recreation Services

Service/Activity	Status	2023 Proposed Effective Date	2023 Proposed Fee
Sports Services, Ball Diamond Permit Fees (Per 2 Hours/Week): Minor Affiliate - Irrigated	Unchanged	Jan. 1/23	\$35.00
Sports Services, Ball Diamond Permit Fees (Per 2 Hours/Week): Adult Affiliate - Irrigated	Unchanged	Jan. 1/23	\$80.00
Sports Services, Ball Diamond Permit Fees (Per 2 Hours/Week): Lights	Unchanged	Jan. 1/23	\$15.25
Sports Services, Ball Diamond Permit Fees (Per 2 Hours/Week): Tournament Rate	Unchanged	Jan. 1/23	Rate +10%
Sports Services, Ball Diamond Permit Fees (Per 2 Hours/Week): Non-Affiliate Premium	Unchanged	Jan. 1/23	Rate + 5%
Sports Services, Labatt Park: Minor Affiliate - 2hrs	Unchanged	Jan. 1/23	\$57.50
Sports Services, Labatt Park: Minor Affiliate - 4hrs	Unchanged	Jan. 1/23	\$84.50
Sports Services, Labatt Park: Minor Affiliate - 6hrs	Unchanged	Jan. 1/23	\$115.00
Sports Services, Labatt Park: Adult Affiliate - 2hrs	Unchanged	Jan. 1/23	\$217.00
Sports Services, Labatt Park: Adult Affiliate - 4hrs	Unchanged	Jan. 1/23	\$326.00
Sports Services, Labatt Park: Stadium Sports field Lighting	Unchanged	Jan. 1/23	\$23.00
Sports Services, Labatt Park: Social Function - 4 hours or less	Unchanged	Jan. 1/23	\$506.00
Sports Services, Soccer Fees (Per 2 Hours): Minor Affiliate Non-Irrigated	Unchanged	Jan. 1/23	\$22.00

## Schedule 2, 2023 Fees and Charges – Parks, Recreation & Neighbourhood Services

### Service Grouping: Neighbourhood & Recreation Services

Service/Activity	Status	2023 Proposed Effective Date	2023 Proposed Fee
Sports Services, Soccer Fees (Per 2 Hours): Adult Affiliate Non-Irrigated	Unchanged	Jan. 1/23	\$29.00
Sports Services, Soccer Fees (Per 2 Hours): Minor Affiliate Irrigated	Unchanged	Jan. 1/23	\$65.50
Sports Services, Soccer Fees (Per 2 Hours): Minor Affiliate Lighted Irrigated	Unchanged	Jan. 1/23	\$96.00
Sports Services, Soccer Fees (Per 2 Hours): City Wide Artificial Turf Affiliate Minor Rate	Unchanged	Jan. 1/23	\$94.00
Sports Services, Soccer Fees (Per 2 Hours): City Wide Artificial Turf Affiliate Minor Rate - Lighted	Unchanged	Jan. 1/23	\$131.50
Sports Services, Soccer Fees (Per 2 Hours): Adult Affiliate Irrigated	Unchanged	Jan. 1/23	\$96.00
Sports Services, Soccer Fees (Per 2 Hours): Adult Affiliate Lighted and Irrigated	Unchanged	Jan. 1/23	\$125.50
Sports Services, Soccer Fees (Per 2 Hours): City Wide Artificial Turf Adult Affiliate Rate	Unchanged	Jan. 1/23	\$137.00
Sports Services, Soccer Fees (Per 2 Hours): City Wide Artificial Turf Adult Affiliate Rate - Lighted	Unchanged	Jan. 1/23	\$176.00
Sports Services, Soccer Fees (Per 2 Hours): City Wide Artificial Turf - Non-Prime Time	Unchanged	Jan. 1/23	\$58.00
Sports Services, Soccer Fees (Per 2 Hours): Minor Affiliate Mini Irrigated	Unchanged	Jan. 1/23	\$26.50
Sports Services, Soccer Fees (Per 2 Hours): Mid-Size Affiliate Minor Irrigated	Unchanged	Jan. 1/23	\$33.00

## Schedule 2, 2023 Fees and Charges – Parks, Recreation & Neighbourhood Services

### Service Grouping: Neighbourhood & Recreation Services

Service/Activity	Status	2023 Proposed Effective Date	2023 Proposed Fee
Sports Services, Soccer Fees (Per 2 Hours): Non-Affiliate Premium	Unchanged	Jan. 1/23	Rate + 5%
Storybook Gardens: One Individual Annual Pass	Unchanged	Jan. 1/23	\$35.40
Storybook Gardens: Annual Pass, Bulk Purchase Rate, 20 to 99	Unchanged	Jan. 1/23	\$30.97
Storybook Gardens: Annual Pass, Bulk Purchase Rate, 100+	Unchanged	Jan. 1/23	\$28.32
Storybook Gardens: Season Ride Pass	Unchanged	Jan. 1/23	\$30.09
Storybook Gardens, Regular Admissions (Summer): Adult	Unchanged	Jan. 1/23	\$9.00
Storybook Gardens, Regular Admissions (Summer): Child	Unchanged	Jan. 1/23	\$9.00
Storybook Gardens, Regular Admissions (Summer): Family	Unchanged	Jan. 1/23	\$32.00
Storybook Gardens, Group / Corporate Admissions (Summer): Adult	Unchanged	Jan. 1/23	\$7.00
Storybook Gardens, Group / Corporate Admissions (Summer): Child	Unchanged	Jan. 1/23	\$7.00
Storybook Gardens, Special Event Rates (Summer): 2 for 1 Admission (all ages)	Unchanged	Jan. 1/23	\$5.00
Storybook Gardens, Special Event Rates (Summer): 2 for 1 Admission (Family)	Unchanged	Jan. 1/23	\$20.00
Storybook Gardens, Special Event Rates (Summer): Special Event (all ages)	Unchanged	Jan. 1/23	\$2.00

## Schedule 2, 2023 Fees and Charges – Parks, Recreation & Neighbourhood Services

### Service Grouping: Neighbourhood & Recreation Services

Service/Activity	Status	2023 Proposed Effective Date	2023 Proposed Fee
Storybook Gardens, Special Event Rates (Summer): Special Program (all ages)	Unchanged	Jan. 1/23	\$18.00
Storybook Gardens, Special Event Rates (Summer): Twilight Rate (all ages)	Unchanged	Jan. 1/23	\$5.00
Storybook Gardens, Regular Admissions (Winter): Adult	Unchanged	Jan. 1/23	\$4.50
Storybook Gardens, Regular Admissions (Winter): Child	Unchanged	Jan. 1/23	\$3.50
Storybook Gardens, Regular Admissions (Winter): Family	Unchanged	Jan. 1/23	\$13.00
Storybook Gardens, Regular Admissions (Winter): Special Event #1	Unchanged	Jan. 1/23	\$10.00
Storybook Gardens, Regular Admissions (Winter): Special Event #2	Unchanged	Jan. 1/23	\$3.00
Storybook Gardens, Program Revenue: Birthday Parties - Package #1	Unchanged	Jan. 1/23	\$190.00
Storybook Gardens, Program Revenue: Birthday Parties - Package #2	Unchanged	Jan. 1/23	\$230.00
Storybook Gardens, Program Revenue: Celebration Saturday Package	Unchanged	Jan. 1/23	\$300.00
Storybook Gardens, Program Revenue: Celebration Saturday Package or Birthday Parties (per extra child)	Unchanged	Jan. 1/23	\$12.00
Storybook Gardens, Program Revenue: Specialized Summer Day Camp	Unchanged	Jan. 1/23	\$195.00
Storybook Gardens, Program Revenue: Preschool Mini-Camp	Unchanged	Jan. 1/23	\$95.00
Storybook Gardens, Program Revenue: PD Day Camp	Unchanged	Jan. 1/23	\$55.00

## Schedule 2, 2023 Fees and Charges – Parks, Recreation & Neighbourhood Services

### Service Grouping: Neighbourhood & Recreation Services

Service/Activity	Status	2023 Proposed Effective Date	2023 Proposed Fee
Storybook Gardens, Program Revenue: Educational Program Group	Unchanged	Jan. 1/23	\$9.00
Storybook Gardens, Miscellaneous Revenue: Amusement Ride and Activity Tickets, each	Unchanged	Jan. 1/23	\$2.75
Storybook Gardens, Miscellaneous Revenue: Amusement Ride and Activity Tickets, 20	Unchanged	Jan. 1/23	\$35.00
Storybook Gardens, Miscellaneous Revenue: Amusement Ride individual day pass	Unchanged	Jan. 1/23	\$14.00
Storybook Gardens, Miscellaneous Revenue: Amusement Ride individual 1/2-day pass	Unchanged	Jan. 1/23	\$7.00
Storybook Gardens, Miscellaneous Revenue: Wagon rentals	Unchanged	Jan. 1/23	\$6.00
Storybook Gardens, Miscellaneous Revenue: Skate rental	Unchanged	Jan. 1/23	\$6.50
Storybook Gardens, Miscellaneous Revenue: Locker rental	Unchanged	Jan. 1/23	\$3.00
Storybook Gardens, Miscellaneous Revenue: Additional Program Staff, per hour	Unchanged	Jan. 1/23	\$18.00
Storybook Gardens, Facility Equipment Rentals: Storybook site rental, summer season, per hour	Unchanged	Jan. 1/23	\$362.00
Storybook Gardens, Facility Equipment Rentals: Storybook site rental, winter season	Unchanged	Jan. 1/23	\$212.50

Note: Current members receive 10% discount on all program fees.



## Schedule 2, 2023 Fees and Charges – Parks, Recreation & Neighbourhood Services

### Service Grouping: Neighbourhood & Recreation Services

Service/Activity	Status	2023 Proposed Effective Date	2023 Proposed Fee
Storybook Gardens, Facility Equipment Rentals: Rentals: picnic, chapel, pavilion	Unchanged	Jan. 1/23	\$40.00
Storybook Gardens, Facility Equipment Rentals: Vender Permit – 1 to 3 days (under 10 ft.)	Unchanged	Jan. 1/23	\$59.00
Storybook Gardens, Facility Equipment Rentals: Vender Permit – 1 to 3 days (over 10 ft.)	Unchanged	Jan. 1/23	\$117.50
Storybook Gardens, Facility Equipment Rentals: Ultimate Storybook Family Day Pass #1 - Includes: admission, rides, lunch combo (4), beavertail and 10% gift store	Unchanged	Jan. 1/23	\$95.00
Storybook Gardens, Facility Equipment Rentals: Storybook Family Day Pass #2 (option with gift)	Unchanged	Jan. 1/23	\$110.00
Storybook Gardens, Community Gardens: Plot Rental Fee	Unchanged	Jan. 1/23	\$43.30
Storybook Gardens, Community Gardens: Rototilling Fee	Unchanged	Jan. 1/23	\$40.00
Community Gardens: Neighbourhood Managed Garden Rental Fee - Full Maintenance (per year)	Unchanged	Jan. 1/23	\$41.62/40m <sup>2</sup>
Community Gardens: Neighbourhood Managed Garden Rental Fee - water only (per year)	Unchanged	Jan. 1/23	\$17.79/40m <sup>2</sup>
Recreation Administration: Picnic Site Reservations (Full Day, NP)	Unchanged	Jan. 1/23	\$61.15
Recreation Administration: Picnic Site Reservation (Full Day, P)	Unchanged	Jan. 1/23	\$73.06

## Schedule 2, 2023 Fees and Charges – Parks, Recreation & Neighbourhood Services

### Service Grouping: Neighbourhood & Recreation Services

Service/Activity	Status	2023 Proposed Effective Date	2023 Proposed Fee
Recreation Administration: Picnic Site Reservation (Covered, Full Day, NP)	Unchanged	Jan. 1/23	\$87.66
Recreation Administration: Picnic Site Reservation (Covered, Full Day, P)	Unchanged	Jan. 1/23	\$102.27
Recreation Administration: Extra Fee (51 to 100 people)	Unchanged	Jan. 1/23	\$35.00
Recreation Administration: Extra Fee (101 to 150 people)	Unchanged	Jan. 1/23	\$70.00
Recreation Administration: Extra Fee (151+ people)	Unchanged	Jan. 1/23	\$105.00
Recreation Administration: Commercial Fitness Activities in Parks (per hour)	Unchanged	Jan. 1/23	\$28.00
Recreation Administration: Park Signage (in designated parks)	Unchanged	Jan. 1/23	\$35.00
Recreation Administration: Commercial Activities in Parks - non fitness related, per hour	Unchanged	Jan. 1/23	\$63.28
Recreation Administration: Community Events/Activities in Parks - Small (1 to 100, per event)	Unchanged	Jan. 1/23	\$118.15
Recreation Administration: Community Events/Activities in Parks - Large (101 to 300, per event)	Unchanged	Jan. 1/23	\$236.30
Recreation Administration: Private Events/Activities in Parks - Small (1 to 100, per event)	Unchanged	Jan. 1/23	\$236.30
Recreation Administration: Private Events/Activities in Parks - Large (101 to 300, per event)	Unchanged	Jan. 1/23	\$472.65
Recreation Administration: Commercial Skate Park Rental (per hour)	Unchanged	Jan. 1/23	\$31.64

## Schedule 2, 2023 Fees and Charges – Parks, Recreation & Neighbourhood Services

Service Grouping: Parks & Urban Forestry

Service/Activity	Status	2023 Proposed Effective Date	2023 Proposed Fee
Forestry Operations - Boulevard Tree Protection By-law CP.-22, Tree Removal, Restoration, Tree Size (DBH) Diameter at Breast Height: <10cm	Unchanged	Jan. 1/23	\$1,240.00
Forestry Operations - Boulevard Tree Protection By-law CP.-22, Tree Removal, Restoration, Tree Size (DBH) Diameter at Breast Height: 11cm to 20cm	Unchanged	Jan. 1/23	\$1,890.00
Forestry Operations - Boulevard Tree Protection By-law CP.-22, Tree Removal, Restoration, Tree Size (DBH) Diameter at Breast Height: 21cm to 30cm	Unchanged	Jan. 1/23	\$2,240.00
Forestry Operations - Boulevard Tree Protection By-law CP.-22, Tree Removal, Restoration, Tree Size (DBH) Diameter at Breast Height: 31cm to 40cm	Unchanged	Jan. 1/23	\$2,590.00
Forestry Operations - Boulevard Tree Protection By-law CP.-22, Tree Removal, Restoration, Tree Size (DBH) Diameter at Breast Height: 41cm to 50cm	Unchanged	Jan. 1/23	\$3,740.00
Forestry Operations - Boulevard Tree Protection By-law CP.-22, Tree Removal, Restoration, Tree Size (DBH) Diameter at Breast Height: 51cm to 60cm	Unchanged	Jan. 1/23	\$4,090.00

## Schedule 2, 2023 Fees and Charges – Parks, Recreation & Neighbourhood Services

### Service Grouping: Parks & Urban Forestry

Service/Activity	Status	2023 Proposed Effective Date	2023 Proposed Fee
Forestry Operations - Boulevard Tree Protection By-law CP.-22, Tree Removal, Restoration, Tree Size (DBH) Diameter at Breast Height: 61cm to 70cm	Unchanged	Jan. 1/23	\$4,440.00
Forestry Operations - Boulevard Tree Protection By-law CP.-22, Tree Removal, Restoration, Tree Size (DBH) Diameter at Breast Height: 71cm to 80cm	Unchanged	Jan. 1/23	\$5,490.00
Forestry Operations - Boulevard Tree Protection By-law CP.-22, Tree Removal, Restoration, Tree Size (DBH) Diameter at Breast Height: 81cm to 90cm	Unchanged	Jan. 1/23	\$5,840.00
Forestry Operations - Boulevard Tree Protection By-law CP.-22, Tree Removal, Restoration, Tree Size (DBH) Diameter at Breast Height: 91cm to 100cm	Unchanged	Jan. 1/23	\$7,190.00
Forestry Operations - Boulevard Tree Protection By-law CP.-22, Tree Removal, Restoration, Tree Size (DBH) Diameter at Breast Height: 101cm to 120cm	Unchanged	Jan. 1/23	\$9,040.00
Forestry Operations - Boulevard Tree Protection By-law CP.-22, Tree Removal, Restoration, Tree Size (DBH) Diameter at Breast Height: 121cm to 130cm	Unchanged	Jan. 1/23	\$9,390.00

## Schedule 2, 2023 Fees and Charges – Parks, Recreation & Neighbourhood Services

Service Grouping: Parks & Urban Forestry

Service/Activity	Status	2023 Proposed Effective Date	2023 Proposed Fee
Forestry Operations - Boulevard Tree Protection By-law CP.-22, Tree Removal, Restoration, Tree Size (DBH) Diameter at Breast Height: 131cm to 140cm	Unchanged	Jan. 1/23	\$10,940.00
Forestry Operations - Boulevard Tree Protection By-law CP.-22, Tree Removal, Restoration, Tree Size (DBH) Diameter at Breast Height: 141cm to 150cm	Unchanged	Jan. 1/23	\$11,290.00
Forestry Operations - Boulevard Tree Protection By-law CP.-22, Tree Removal, Restoration, Tree Size (DBH) Diameter at Breast Height: 151cm to 160cm	Unchanged	Jan. 1/23	\$11,640.00
Forestry Operations - Boulevard Tree Protection By-law CP.-22, Tree Removal, Restoration, Tree Size (DBH) Diameter at Breast Height: 161cm to 170cm	Unchanged	Jan. 1/23	\$11,990.00
Forestry Operations - Boulevard Tree Protection By-law CP.-22, Tree Removal, Restoration, Tree Size (DBH) Diameter at Breast Height: 171cm to 180cm	Unchanged	Jan. 1/23	\$12,340.00
Forestry Operations - Boulevard Tree Protection By-law CP.-22, Tree Removal, Restoration, Tree Size (DBH) Diameter at Breast Height: 181cm to 190cm	Unchanged	Jan. 1/23	\$12,690.00

## Schedule 2, 2023 Fees and Charges – Parks, Recreation & Neighbourhood Services

### Service Grouping: Parks & Urban Forestry

Service/Activity	Status	2023 Proposed Effective Date	2023 Proposed Fee
Forestry Operations - Boulevard Tree Protection By-law CP.-22, Tree Removal, Restoration, Tree Size (DBH) Diameter at Breast Height: >191cm	Unchanged	Jan. 1/23	\$13,040.00
Urban Forestry - Tree Protection By-law C.P.-1515-228: Injure or Destroy any Tree that the City Planner accepts is hazardous	Unchanged	Jan. 1/23	No fee
Urban Forestry - Tree Protection By-law C.P.-1515-228: Injure or Destroy any Tree where that Injury, or Destruction is required under any Court Order or an Order issued under in accordance with an Act or Regulation or other By-law	Unchanged	Jan. 1/23	No fee
Urban Forestry - Tree Protection By-law C.P.-1515-228: Remove any Tree that is fallen, falling, or dead or dying, from natural causes	Unchanged	Jan. 1/23	No fee
Urban Forestry - Tree Protection By-law C.P.-1515-228: Injure or Destroy one Distinctive Tree	Unchanged	Jan. 1/23	\$100/tree
Urban Forestry - Tree Protection By-law C.P.-1515-228, Injure or Destroy one to three living Trees within a Tree Protection Area: Less than 50cm diameter	Unchanged	Jan. 1/23	\$75/tree
Urban Forestry - Tree Protection By-law C.P.-1515-228, Injure or Destroy one to three living Trees within a Tree Protection Area: More than 50cm diameter	Unchanged	Jan. 1/23	\$100/tree
Urban Forestry - Tree Protection By-law C.P.-1515-228, Injure or Destroy four or more living Trees within a Tree Protection Area: Less than 50cm diameter	Unchanged	Jan. 1/23	\$75/tree
Urban Forestry - Tree Protection By-law C.P.-1515-228, Injure or Destroy four or more living Trees within a Tree Protection Area: More than 50cm diameter	Unchanged	Jan. 1/23	\$100/tree up to a maximum of \$1,000
Urban Forestry - Tree Protection By-law C.P.-1515-228: Developer - Subdivision Trees	Unchanged	Jan. 1/23	Cost plus 15% Admin Fee

## Schedule 2, 2023 Fees and Charges – Planning and Development

### Service Grouping: Building Approvals

Service/Activity	Status	2023 Proposed Effective Date	2023 Proposed Fee
Drainlayer Exam Fees	Unchanged	Jan. 1/23	\$100.00
Building Lawyers Letters/Work Order Letter	Increase	Jan. 1/23	\$100.00/\$130.00
Building Other Letters	Increase	Jan. 1/23	\$100.00/\$130.00
Zoning Compliance Letters	Unchanged	Jan. 1/23	\$100.00
Building and Plumbing Information Request	Unchanged	Jan. 1/23	\$95.00 for the first request/permit. Additional permits for the same address, \$15.00 each
Building Control Subscriptions and Publications	Unchanged	Jan. 1/23	Cost: Appendix A
Building Code Order Registration	New	Jan. 1/23	\$125.00
Building Code Order Deregistration	New	Jan. 1/23	\$125.00

## Schedule 2, 2023 Fees and Charges – Planning and Development

### Service Grouping: Development Services

Service/Activity	Status	2023 Proposed Effective Date	2023 Proposed Fee
Official Plan/Zoning Amendments: Official Plan Amendment <sup>+</sup>	Increase	Jan. 1/23	\$13,000.00
Official Plan/Zoning Amendments: Zoning By-law Amendment <sup>+</sup>	Increase	Jan. 1/23	\$12,000.00
Official Plan/Zoning Amendments: Combined OPA/ZBA <sup>+</sup>	Increase	Jan. 1/23	\$21,000.00
Official Plan/Zoning Amendments: Temporary Use By-law <sup>+</sup>	Increase	Jan. 1/23	\$1,566.00
Other Development Applications: Pre-Application Consultation Fee (refunded upon submission of an application) <sup>+</sup>	Increase	Jan. 1/23	\$301.00
Other Development Applications: Removal of Holding Provisions <sup>+</sup>	Increase	Jan. 1/23	\$1,205.00
Other Development Applications: Boulevard Parking Applications	Increase	Jan. 1/23	\$1,058.00
Other Development Applications: Telecommunications Tower Letters	Unchanged	Jan. 1/23	\$125.00
Other Development Applications: Non-sufficient Funds (NSF)	Unchanged	Jan. 1/23	\$45.00
Other Development Applications: Reports and White Prints	Unchanged	Jan. 1/23	Appendix B
Municipal Service and Financing Agreements: Application Fee <sup>+</sup>	Unchanged	Jan. 1/23	\$2,000.00
Municipal Service and Financing Agreements: Agreement Processing Fee <sup>+</sup>	Unchanged	Jan. 1/23	\$3,000.00
Municipal Service and Financing Agreement: Pre-Application Consultation Fee <sup>+</sup> (refunded upon submission of an application)	Unchanged	Jan. 1/23	\$250.00
Site Plan: Residential 1 to 5 units <sup>+</sup>	Increase	Jan. 1/23	\$1,205.00
Site Plan: Residential over 5 units <sup>+</sup>	Increase	Jan. 1/23	\$1,205.00 plus \$60.00/unit
Site Plan: Non-Residential Development <sup>+</sup> (Applicable to all non-residential site plans)	Increase	Jan. 1/23	\$1,205.00 plus variable fee of (total Gross Floor Area square metre -1000 square metre x \$1.24)



## Schedule 2, 2023 Fees and Charges – Planning and Development

### Service Grouping: Development Services

Service/Activity	Status	2023 Proposed Effective Date	2023 Proposed Fee
Site Plan: Amendment to existing Site Plan with no building or addition or no new building <sup>+</sup>	Increase	Jan. 1/23	\$904.00
Site Plan: Plus for Fire Route/Amendment to Fire Route <sup>+</sup>	Increase	Jan. 1/23	\$904.00
Site Plan: Removal of Holding Provision <sup>+</sup>	Increase	Jan. 1/23	\$1,205.00
Site Plan: Extension of Temporary Use By-law <sup>+</sup>	Increase	Jan. 1/23	\$1,566.00
Site Plan: Part Lot Control Exemption <sup>+</sup>	Increase	Jan. 1/23	\$240.00
Site Plan: Municipal Street Renumbering <sup>+</sup>	Increase	Jan. 1/23	\$602.00
Site Plan: Compliance Re-inspections (Subdivision, Condominium and Site Plan) <sup>+</sup> (applies after second inspection)	Increase	Jan. 1/23	\$301.00
Site Plan: Development Services Lawyers Letters	Unchanged	Jan. 1/23	\$90.00/\$120.00
Site Plan: Official Plan Amendment <sup>+</sup>	Increase	Jan. 1/23	\$13,000.00
Site Plan: Zoning By-law Amendment <sup>+</sup>	Increase	Jan. 1/23	\$12,000.00
Site Plan: Combined Official Plan/Zoning By-law Amendments <sup>+</sup>	Increase	Jan. 1/23	\$21,000.00
Site Plan: Commemorative Street Application Fee <sup>+</sup>	Increase	Jan. 1/23	\$602.00
Site Plan: Street Renaming <sup>+</sup>	Increase	Jan. 1/23	\$602.00 plus costs of signage, installation, advertising and \$200.00 /house
Subdivisions: Application Fee <sup>+</sup> *Applicant is required to provide a reasonable estimate of the lot yield based on single detached residential zone requested if the plan is a "block" plan (single detached lotting not shown). **There is no fee for road widening or reserve blocks	Increase	Jan. 1/23	\$17,689.00 plus variable fees of \$181.00 per single family lot*, plus \$361.00 per block for multiple family, residential, commercial, industrial, institutional or park blocks**
Subdivisions: Revisions <sup>+</sup>	Increase	Jan. 1/23	\$1,205.00

## Schedule 2, 2023 Fees and Charges – Planning and Development

### Service Grouping: Development Services

Service/Activity	Status	2023 Proposed Effective Date	2023 Proposed Fee
Draft Approval Extension: Up to 6 months <sup>+</sup>	Increase	Jan. 1/23	\$1,205.00
Draft Approval Extension: Longer than 6 months <sup>+</sup> Plus variable fee of \$50.00 per single family lot*, plus \$100.00 per block for multiple family, residential, commercial, industrial, institutional or park blocks** (excludes lots/blocks that have already been registered) *Applicant is required to provide a reasonable estimate of the lot yield based on single detached residential zone. **There is no fee for road widening or reserve blocks.	Increase	Jan. 1/23	\$1,205.00
Draft Approval Extension: Subdivision Agreement Registration	Unchanged	Jan.1/23	\$70.00
Draft Approval Extension: Part Lot Control <sup>+</sup>	Increase	Jan. 1/23	\$240.00
Draft Approval Extension: Minor Variance/Committee of Adjustment <sup>+</sup>	Increase	Jan. 1/23	\$482.00 to \$1,446.00
Draft Approval Extension: Deeming By-law <sup>+</sup>	Increase	Jan. 1/23	\$1,205.00
Consents: Lot Creation <sup>+</sup>	Increase	Jan. 1/23	\$1,807.00 for first lot to be created and \$181.00 for each additional lot
Consents: Other Consents <sup>+</sup>	Increase	Jan. 1/23	\$1,362.00
Consents: Certification of Deed	Unchanged	Jan. 1/23	\$100.00 for first certificate and \$200.00 for each additional certificate
Condominium-Amalgamated: Application Fee <sup>+</sup>	Increase	Jan. 1/23	\$2,168.00
Condominium-Amalgamated: Revision to Application Draft Approval <sup>+</sup>	Increase	Jan. 1/23	\$240.00
Condominium-Amalgamated: Draft Approval Extension Fee <sup>+</sup>	Increase	Jan. 1/23	\$120.00
Condominium-Standard, Phased, Common Element, Leasehold: Application Fee <sup>+</sup>	Increase	Jan. 1/23	\$5,421.00
Condominium-Standard, Phased, Common Element, Leasehold: Revisions to Application or Draft Approval <sup>+</sup>	Increase	Jan. 1/23	\$240.00

## Schedule 2, 2023 Fees and Charges – Planning and Development

### Service Grouping: Development Services

Service/Activity	Status	2023 Proposed Effective Date	2023 Proposed Fee
Condominium-Standard, Phased, Common Element, Leasehold: Draft Approval Extension Fee <sup>+</sup>	Increase	Jan. 1/23	\$120.00
Condominium-Vacant Land: Application Fee <sup>+</sup>	Increase	Jan. 1/23	\$9,035.00 plus \$181.00/unit
Condominium-Vacant Land: Revisions to Application or Draft Approval <sup>+</sup>	Increase	Jan. 1/23	\$1,205.00
Condominium-Vacant Land: Draft Approval Extension <sup>+</sup>	Increase	Jan. 1/23	\$602.00
Subdivisions: Letters/Statements Required by Condominium Act	Unchanged	Jan. 1/23	\$30.00
Engineering Review: Ministry of the Environment Certificate of Approval	Unchanged	Jan. 1/23	Range of Fixed Fees
Engineering Review: Water Permit Fees	Unchanged	Jan. 1/23	\$1,200.00/ \$2,400.00
Engineering Review: Drawing Review	Increase	Jan. 1/23	\$69.00/lot or block /submission
Ontario Feed In Tariff Applications: Micro FIT (renewable electricity generation projects of 10 kw or less)	Unchanged	Jan. 1/23	\$60.00
Ontario Feed In Tariff Applications: FIT - Category 1 (All rooftop solar panel installations anywhere)	Unchanged	Jan. 1/23	\$30.00
Ontario Feed In Tariff Applications: FIT - Category 2 (All ground mounted solar panel installations at specific locations with little impact on adjacent properties)	Unchanged	Jan. 1/23	\$300.00
Ontario Feed In Tariff Applications: FIT - Category 3 (Wind turbines, biomass and biogas installations at specific locations)	Unchanged	Jan. 1/23	\$1,000.00

#### Note:

- 1) 3 Lodging house units is the equivalent of 1 dwelling unit.
- 2) All numbers that exceed a whole number shall be taken to the next highest whole number.
- 3) Fee names marked with "+" will be indexed annually commencing January 1, 2020. As per Amendments to Consolidated Fees and Charges By-Law A-55, the index value for fee increases are to be taken from the same index as Development Charges. The Construction Cost Index uses the 3rd quarter publication from Statistics Canada, available in November of each year. The fees identified are those for 2022, which will be indexed to 2023 values. The index increase generally ranges between 2.5% and 3.5%. Note that after the indexed rate is applied, as per By-law A-55, all fees are then rounded to the next highest dollar amount.

## 2023 Fees and Charges – Planning and Development Services

### Appendix A – Fee Detail Information

#### Building Approvals (Subscriptions and Publications)

Service/Activity	Status	2023 Proposed Effective Date	2023 Proposed Fee
Weekly Report	Unchanged	Jan. 1/23	\$7.00
Weekly Report – per year	Unchanged	Jan. 1/23	\$275.00
Monthly Report – per year	Unchanged	Jan. 1/23	\$50.00
Information Request	Unchanged	Jan. 1/23	\$95.00 for the first request/permit. Additional permits for the same address, \$15 each
Plan Reproductions	Unchanged	Jan. 1/23	\$8.00/\$4.00 /\$1.00 first copy and \$0.20 additional pages
Complete Backflow Prevention Tester Kit	Unchanged	Jan. 1/23	\$35.00
Testing and Inspection Report Forms	Unchanged	Jan. 1/23	\$10.00
Regular Tester Tags and Wires	Unchanged	Jan. 1/23	\$12.50
Plastic Tester Tags and Wires	Unchanged	Jan. 1/23	\$16.00 and \$38.00
NSF Cheques	Unchanged	Jan. 1/23	\$45.00
Xerox Copies – per page	Unchanged	Jan. 1/23	\$0.20

## 2023 Fees and Charges – Planning and Development Services

### Appendix B – Fee Detail Information – Sale of Miscellaneous Reports

Service/Activity	Status	2023 Proposed Effective Date	2023 Proposed Fee
Photocopies / Prints - 8.5 inches X 11 inches or 8.5 inches X 14 inches	Unchanged	Jan. 1/23	\$0.20 per page, minimum charge \$1.00, after 25 pages \$0.10 per page
Photocopies / Prints – 11 inches X 17 inches	Unchanged	Jan. 1/23	\$0.50 per page, minimum charge \$2.00, after 10 pages \$0.25 per page
Registered Plans	Unchanged	Jan. 1/23	\$10.00
Registered Plans Index	Unchanged	Jan. 1/23	\$20.00
Condominium Plans – per sheet	Unchanged	Jan. 1/23	\$20.00
Condominium Map Index	Unchanged	Jan. 1/23	\$10.00
Condominium List – per page	Unchanged	Jan. 1/23	\$0.20
Subdivision Activity Map	Unchanged	Jan. 1/23	\$10.00
Vacant Land Inventory	Unchanged	Jan. 1/23	\$18.00
City Maps 3 feet X 4 feet (1 piece map)	Unchanged	Jan. 1/23	\$10.00
City Maps - 4 feet X 6 feet (2 piece map)	Unchanged	Jan. 1/23	\$20.00
Custom Mapping and GIS Requests	Unchanged	Jan. 1/23	Charged on a time and material basis with a minimum charge of \$35.00. Time at \$30.00 per hour, plus paper @ \$0.20 per linear foot. No charge for internal City Projects
Scanning Aerial Photos 8.5 inches X 11 inches or 8.5 inches X 14 inches black/white print only (for one as is copy)	Unchanged	Jan. 1/23	\$2.00
Scanning Aerial Photos - 8.5 inches X 11 inches or 8.5 inches X 14 inches black/white print only (with custom scaling/sizing)	Unchanged	Jan. 1/23	\$5.00
Scanning Aerial Photos - Each additional copy of same	Unchanged	Jan. 1/23	\$2.00

## 2023 Fees and Charges – Planning and Development Services

### Appendix B – Fee Detail Information – Sale of Miscellaneous Reports

Service/Activity	Status	2023 Proposed Effective Date	2023 Proposed Fee
Official Plan - The London Plan –available from City Planning office and City Clerk’s Department		Jan. 1/23	\$40.00 (includes HST)
Official Plan Schedules - each map	Unchanged	Jan. 1/23	\$10.00
Zoning - Zoning By-law (Z-1) (July 1999) Cerlox version, Mapbook and Textbook - available from City Clerk’s Department only	Unchanged	Jan. 1/23	\$75.00

## Schedule 2, 2023 Fees and Charges – Protective Services

### Service Grouping: Animal Services

Service/Activity	Status	2023 Proposed Effective Date	2023 Proposed Fee
Low Income Subsidized Spay/Neuter & Approved Fostering Organization Program Fees, Dog: Spay/Cryptorchid	Increase	Jan. 1/23	\$30.00
Low Income Subsidized Spay/Neuter & Approved Fostering Organization Program Fees, Dog: Neuter	Increase	Jan. 1/23	\$30.00
Low Income Subsidized Spay/Neuter & Approved Fostering Organization Program Fees, Dog: Brief exam with Spay/Neuter	Increase	Jan. 1/23	\$15.00
Low Income Subsidized Spay/Neuter & Approved Fostering Organization Program Fees, Dog: Microchipping	Increase	Jan. 1/23	\$20.00
Low Income Subsidized Spay/Neuter & Approved Fostering Organization Program Fees, Dog: Routine vaccines with spay/neuter	Increase	Jan. 1/23	\$6.00
Low Income Subsidized Spay/Neuter & Approved Fostering Organization Program Fees, Dog: De-wormer at time of spay/neuter (including flea treatment)	Discontinued	Jan. 1/23	N/A
Low Income Subsidized Spay/Neuter & Approved Fostering Organization Program Fees, Dog: De-wormer at time of spay/neuter	Discontinued	Jan. 1/23	N/A
Low Income Subsidized Spay/Neuter & Approved Fostering Organization Program Fees, Dog: Flea Treatment (one time with spay/neuter)	Discontinued	Jan. 1/23	N/A
Low Income Subsidized Spay/Neuter & Approved Fostering Organization Program Fees, Dog: DA2PP Vaccine (Distemper combo) At time of spay/neuter	New	Jan. 1/23	\$6.00
Low Income Subsidized Spay/Neuter & Approved Fostering Organization Program Fees, Dog: Advantage Multi application (S/M Dog) one time application live fleas/flea dirt at time of spay/neuter (de-wormer too)	New	Jan. 1/23	\$15.00
Low Income Subsidized Spay/Neuter & Approved Fostering Organization Program Fees, Dog: Advantage Multi application (l-xl dog) one time application live fleas/flea dirt at time of spay/neuter (de-wormer too)	New	Jan. 1/23	\$20.00

## Schedule 2, 2023 Fees and Charges – Protective Services

### Service Grouping: Animal Services

Service/Activity	Status	2023 Proposed Effective Date	2023 Proposed Fee
Low Income Subsidized Spay/Neuter & Approved Fostering Organization Program Fees, Dog: Selamectin flea treatment (2 applications) take home	Unchanged	Jan. 1/23	\$20.00
Low Income Subsidized Spay/Neuter & Approved Fostering Organization Program Fees, Dog: Cephalexin (antibiotic)	Unchanged	Jan. 1/23	\$15.00
Low Income Subsidized Spay/Neuter & Approved Fostering Organization Program Fees, Dog: Surolan ear medication (antibiotic)	Discontinued	Jan. 1/23	N/A
Low Income Subsidized Spay/Neuter & Approved Fostering Organization Program Fees, Dog: Otizole Ear Ointment 15 ml	New	Jan. 1/23	\$22.00
Low Income Subsidized Spay/Neuter & Approved Fostering Organization Program Fees, Dog: Wound repair (clip/clean/debride/suture)	Increase	Jan. 1/23	\$20.00
Low Income Subsidized Spay/Neuter & Approved Fostering Organization Program Fees, Dog: Polyp removal (sedate/remove oral, nasal, or ear)	Increase	Jan. 1/23	\$25.00
Low Income Subsidized Spay/Neuter & Approved Fostering Organization Program Fees, Dog: Entropion (correction of curled eyelid)	Increase	Jan. 1/23	\$30.00
Low Income Subsidized Spay/Neuter & Approved Fostering Organization Program Fees, Dog: Enucleation (removal of eyeball)	Increase	Jan. 1/23	\$30.00
Low Income Subsidized Spay/Neuter & Approved Fostering Organization Program Fees, Dog: Amputation (removal of hind leg mid femoral, or front leg 4-quarter)	Increase	Jan. 1/23	\$110.00
Low Income Subsidized Spay/Neuter & Approved Fostering Organization Program Fees, Dog: Capstar flea treatment one time	Unchanged	Jan. 1/23	\$5.00
Low Income Subsidized Spay/Neuter & Approved Fostering Organization Program Fees, Dog: Revolution Plum (box of 6)	New	Jan. 1/23	\$130.00
Low Income Subsidized Spay/Neuter & Approved Fostering Organization Program Fees, Dog: Revolution Plum (1 tube)	New	Jan. 1/23	\$25.00



## Schedule 2, 2023 Fees and Charges – Protective Services

### Service Grouping: Animal Services

Service/Activity	Status	2023 Proposed Effective Date	2023 Proposed Fee
Low Income Subsidized Spay/Neuter & Approved Fostering Organization Program Fees, Dog: Evicto 2 ml (box of 6)	New	Jan. 1/23	\$80.00
Low Income Subsidized Spay/Neuter & Approved Fostering Organization Program Fees, Dog: 1 ml syringes with cap (box of 100)	New	Jan. 1/23	\$15.00
Low Income Subsidized Spay/Neuter & Approved Fostering Organization Program Fees, Dog: 3 ml syringes with cap (box of 100)	New	Jan. 1/23	\$15.00
Low Income Subsidized Spay/Neuter & Approved Fostering Organization Program Fees, Dog: Plastic dropper bottle (15 ml)	New	Jan. 1/23	\$1.00
Low Income Subsidized Spay/Neuter & Approved Fostering Organization Program Fees, Dog: New products (substitutions/additions)	New	Jan. 1/23	Actual cost and HST rounded to nearest even dollar
Low Income Subsidized Spay/Neuter & Approved Fostering Organization Program Fees, Dog: E-collar small (7.5cm, 10cm, 12.5 cm)	New	Jan. 1/23	\$5.00
Low Income Subsidized Spay/Neuter & Approved Fostering Organization Program Fees, Dog: E-collar medium (15cm, 20cm)	New	Jan. 1/23	\$5.00
Low Income Subsidized Spay/Neuter & Approved Fostering Organization Program Fees, Dog: E-collar large (25cm, 30cm)	New	Jan. 1/23	\$10.00
Low Income Subsidized Spay/Neuter & Approved Fostering Organization Program Fees, Dog: E-collar x-large (35 cm)	New	Jan. 1/23	\$15.00
Low Income Subsidized Spay/Neuter & Approved Fostering Organization Program Fees, Dog: E-collar xx-large (40 cm)	New	Jan. 1/23	\$20.00
Low Income Subsidized Spay/Neuter & Approved Fostering Organization Program Fees, Dog: Soft E-collar x-small	New	Jan. 1/23	\$15.00
Low Income Subsidized Spay/Neuter & Approved Fostering Organization Program Fees, Dog: Soft E-collar small	New	Jan. 1/23	\$15.00
Low Income Subsidized Spay/Neuter & Approved Fostering Organization Program Fees, Dog: Soft E-collar medium	New	Jan. 1/23	\$20.00

## Schedule 2, 2023 Fees and Charges – Protective Services

### Service Grouping: Animal Services

Service/Activity	Status	2023 Proposed Effective Date	2023 Proposed Fee
Low Income Subsidized Spay/Neuter & Approved Fostering Organization Program Fees, Dog: Soft E-collar large	New	Jan. 1/23	\$25.00
Low Income Subsidized Spay/Neuter & Approved Fostering Organization Program Fees, Dog: Soft E-collar x-large	New	Jan. 1/23	\$25.00
Low Income Subsidized Spay/Neuter & Approved Fostering Organization Program Fees, Cat: Spay/Cryptorchid	Increase	Jan. 1/23	\$25.00
Low Income Subsidized Spay/Neuter & Approved Fostering Organization Program Fees, Cat: Neuter	Increase	Jan. 1/23	\$25.00
Low Income Subsidized Spay/Neuter & Approved Fostering Organization Program Fees, Cat: FVRCP Vaccine (upper resp. combo)	New	Jan. 1/23	\$5.00
Low Income Subsidized Spay/Neuter & Approved Fostering Organization Program Fees, Cat: Brief exam with Spay/Neuter	Increase	Jan. 1/23	\$15.00
Low Income Subsidized Spay/Neuter & Approved Fostering Organization Program Fees, Cat: Microchipping	Increase	Jan. 1/23	\$20.00
Low Income Subsidized Spay/Neuter & Approved Fostering Organization Program Fees, Cat: Routine vaccines with spay/neuter	Increase	Jan. 1/23	\$6.00
Low Income Subsidized Spay/Neuter & Approved Fostering Organization Program Fees, Cat: De-wormer at time of spay/neuter	Increase	Jan. 1/23	\$15.00
Low Income Subsidized Spay/Neuter & Approved Fostering Organization Program Fees, Cat: Flea Treatment (one time with spay/neuter) Capstar	Unchanged	Jan. 1/23	\$5.00
Low Income Subsidized Spay/Neuter & Approved Fostering Organization Program Fees, Cat: Flea: Take home treatments with spay/neuter – Advantage Multi	Increase	Jan. 1/23	\$15.00
Low Income Subsidized Spay/Neuter & Approved Fostering Organization Program Fees, Cat: Flea: Take home treatments with spay/neuter - 7 applications of Revolution Plum for multi-cat households	Discontinued	Jan. 1/23	N/A

## Schedule 2, 2023 Fees and Charges – Protective Services

### Service Grouping: Animal Services

Service/Activity	Status	2023 Proposed Effective Date	2023 Proposed Fee
Low Income Subsidized Spay/Neuter & Approved Fostering Organization Program Fees, Cat: Salemectin flea treatment 2 applications	New	Jan. 1/23	\$10.00
Low Income Subsidized Spay/Neuter & Approved Fostering Organization Program Fees, Cat: Salemectin flea treatment 3ml (take home)	New	Jan. 1/23	\$25.00
Low Income Subsidized Spay/Neuter & Approved Fostering Organization Program Fees, Cat: Revolution Plum (box of 6)	New	Jan. 1/23	\$130.00
Low Income Subsidized Spay/Neuter & Approved Fostering Organization Program Fees, Cat: Revolution Plum (1 tube)	New	Jan. 1/23	\$25.00
Low Income Subsidized Spay/Neuter & Approved Fostering Organization Program Fees, Cat: Flea Treatment: Capstar 6 tablets	Increase	Jan. 1/23	\$25.00
Low Income Subsidized Spay/Neuter & Approved Fostering Organization Program Fees, Cat: Flea Treatment: Capstar 60 tablets	Increase	Jan. 1/23	\$195.00
Low Income Subsidized Spay/Neuter & Approved Fostering Organization Program Fees, Cat: Tobramycin eye drops 5 ml	Unchanged	Jan. 1/23	\$10.00
Low Income Subsidized Spay/Neuter & Approved Fostering Organization Program Fees, Cat: Azithromycin liquid 15 ml (antibiotic)	Increase	Jan. 1/23	\$15.00
Low Income Subsidized Spay/Neuter & Approved Fostering Organization Program Fees, Cat: Azithromycin liquid 22 ml (antibiotic)	New	Jan. 1/23	\$20.00
Low Income Subsidized Spay/Neuter & Approved Fostering Organization Program Fees, Cat: Slow-release Buprenorphine	New	Jan. 1/23	\$15.00
Low Income Subsidized Spay/Neuter & Approved Fostering Organization Program Fees, Cat: Otizole Ear Ointment (15 ml)	New	Jan. 1/23	\$22.00
Low Income Subsidized Spay/Neuter & Approved Fostering Organization Program Fees, Cat: Fortiflora Feline (box of 30)	New	Jan. 1/23	\$35.00
Low Income Subsidized Spay/Neuter & Approved Fostering Organization Program Fees, Cat: Profender Large (1 tube)	New	Jan. 1/23	\$15.00

## Schedule 2, 2023 Fees and Charges – Protective Services

### Service Grouping: Animal Services

Service/Activity	Status	2023 Proposed Effective Date	2023 Proposed Fee
Low Income Subsidized Spay/Neuter & Approved Fostering Organization Program Fees, Cat: Profender Large (box of 24)	New	Jan. 1/23	\$340.00
Low Income Subsidized Spay/Neuter & Approved Fostering Organization Program Fees, Cat: Profender Medium (1 tube)	New	Jan. 1/23	\$10.00
Low Income Subsidized Spay/Neuter & Approved Fostering Organization Program Fees, Cat: Profender Medium (box of 40)	New	Jan. 1/23	\$390.00
Low Income Subsidized Spay/Neuter & Approved Fostering Organization Program Fees, Cat: Convenia Injection (antibiotic)	Increase	Jan. 1/23	\$20.00
Low Income Subsidized Spay/Neuter & Approved Fostering Organization Program Fees, Cat: Feluk/FIV blood test	Increase	Jan. 1/23	\$40.00
Low Income Subsidized Spay/Neuter & Approved Fostering Organization Program Fees, Cat: Feluk/FIV blood test x 15	Discontinued	Jan. 1/23	N/A
Low Income Subsidized Spay/Neuter & Approved Fostering Organization Program Fees, Cat: Wound repair (clip/clean/debride/suture)	Increase	Jan. 1/23	\$20.00
Low Income Subsidized Spay/Neuter & Approved Fostering Organization Program Fees, Cat: Polyp removal (sedate/remove oral, nasal, or ear)	Increase	Jan. 1/23	\$25.00
Low Income Subsidized Spay/Neuter & Approved Fostering Organization Program Fees, Cat: Hernia repair	New	Jan. 1/23	\$25.00
Low Income Subsidized Spay/Neuter & Approved Fostering Organization Program Fees, Cat: Anesthesia induction (for added surgery beyond spay/neuter)	New	Jan. 1/23	\$25.00
Low Income Subsidized Spay/Neuter & Approved Fostering Organization Program Fees, Cat: Anesthesia maintenance (for added surgery beyond spay/neuter)	New	Jan. 1/23	\$25.00
Low Income Subsidized Spay/Neuter & Approved Fostering Organization Program Fees, Cat: Evicto 2 ml (box of 6)	New	Jan. 1/23	\$80.00
Low Income Subsidized Spay/Neuter & Approved Fostering Organization Program Fees, Cat: 1 ml syringes with cap (box of 100)	New	Jan. 1/23	\$15.00

## Schedule 2, 2023 Fees and Charges – Protective Services

### Service Grouping: Animal Services

Service/Activity	Status	2023 Proposed Effective Date	2023 Proposed Fee
Low Income Subsidized Spay/Neuter & Approved Fostering Organization Program Fees, Cat: 3 ml syringes with cap (box of 100)	New	Jan. 1/23	\$15.00
Low Income Subsidized Spay/Neuter & Approved Fostering Organization Program Fees, Cat: Plastic dropper bottle (15 ml)	New	Jan. 1/23	\$1.00
Low Income Subsidized Spay/Neuter & Approved Fostering Organization Program Fees, Cat: Entropion (correction of curled eyelid)	Increase	Jan. 1/23	\$30.00
Low Income Subsidized Spay/Neuter & Approved Fostering Organization Program Fees, Cat: Enucleation (removal of eyeball)	Increase	Jan. 1/23	\$30.00
Low Income Subsidized Spay/Neuter & Approved Fostering Organization Program Fees, Cat: Amputation (removal of hind leg mid femoral, or front leg 4-quarter)	Increase	Jan. 1/23	\$110.00
Low Income Subsidized Spay/Neuter & Approved Fostering Organization Program Fees, Cat: New products (substitutions/additions)	New	Jan. 1/23	Actual cost and HST rounded to nearest even dollar
Other: Medical procedures/treatments provided to any animal attended to by Animal Services, found injured or in distress, where the owner cannot be contacted, and the animal requires immediate basic medical or surgical care (New 2022). This includes services provided by London Regional Veterinary Emergency & Referral Hospital, London Animal Shelter Services, and veterinary clinics providing services to LACC.	Unchanged	Jan. 1/23	As per invoice
First time registration: New cat obtained January 1 <sup>st</sup> through June 30 <sup>th</sup> (in dwelling unit regardless of ownership), Complete (intact) cat	Increase, Moved from By-law PH-3	Jan. 1/23	\$47.00
First time registration: New cat obtained January 1 <sup>st</sup> through June 30 <sup>th</sup> (in dwelling unit regardless of ownership), Spayed/neutered cat	Increase, Moved from By-law PH-3	Jan. 1/23	\$22.00

## Schedule 2, 2023 Fees and Charges – Protective Services

### Service Grouping: Animal Services

Service/Activity	Status	2023 Proposed Effective Date	2023 Proposed Fee
First time registration: New cat obtained January 1 <sup>st</sup> through June 30 <sup>th</sup> (in dwelling unit regardless of ownership) Spayed/neutered and microchipped cat	Increase, Moved from By-law PH-3	Jan. 1/23	\$17.00
Late applications (received after June 30 <sup>th</sup> for cats obtained January 1 <sup>st</sup> through June 30 <sup>th</sup> ) are subject to and additional fee	Increase, Moved from By-law PH-3	Jan. 1/23	\$4.00
New cat obtained July 1 <sup>st</sup> through December 31 <sup>st</sup> (in dwelling unit regardless of ownership), Complete (intact) cat	Increase, Moved from By-law PH-3	Jan. 1/23	\$32.00
New cat obtained July 1 <sup>st</sup> through December 31 <sup>st</sup> (in dwelling unit regardless of ownership), Spayed/neutered cat	Increase, Moved from By-law PH-3	Jan. 1/23	\$14.00
New cat obtained July 1 <sup>st</sup> through December 31 <sup>st</sup> (in dwelling unit regardless of ownership), Spayed/neutered and microchipped cat	Increase, Moved from By-law PH-3	Jan. 1/23	\$12.00
New cat obtained from and Approved Fostering Organization (for remainder of the calendar year)	Unchanged, Moved from By-law PH-3	Jan. 1/23	\$0.00
Renewal of Registration: Renewal applications received January 1 <sup>st</sup> to February 28/29 <sup>th</sup> (in dwelling unit regardless of ownership), Complete (intact) cat	Increase, Moved from By-law PH-3	Jan. 1/23	\$47.00
Renewal of Registration: Renewal applications received January 1 <sup>st</sup> to February 28/29 <sup>th</sup> (in dwelling unit regardless of ownership), Spayed/neutered cat	Increase, Moved from By-law PH-3	Jan. 1/23	\$22.00

## Schedule 2, 2023 Fees and Charges – Protective Services

### Service Grouping: Animal Services

Service/Activity	Status	2023 Proposed Effective Date	2023 Proposed Fee
Renewal of Registration: Renewal applications received January 1 <sup>st</sup> to February 28/29 <sup>th</sup> (in dwelling unit regardless of ownership): Spayed/neutered and microchipped cat	Increase, Moved from By-law PH-3	Jan. 1/23	\$17.00
New cat obtained from and Approved Fostering Organization (for first renewal only)	Unchanged, Moved from By-law PH-3	Jan. 1/23	\$0.00
Late Renewal of a Registration: For late renewal applications received from January 1 <sup>st</sup> to February 28 <sup>th</sup> or 29 <sup>th</sup> . Complete (intact) cat	Increase, Moved from By-law PH-3	Jan. 1/23	\$47.00
Late Renewal of a Registration: For late renewal applications received from January 1 <sup>st</sup> to February 28 <sup>th</sup> or 29 <sup>th</sup> . Spayed/neutered	Increase, Moved from By-law PH-3	Jan. 1/23	\$22.00
Late Renewal of a Registration: For late renewal applications received from January 1 <sup>st</sup> to February 28 <sup>th</sup> or 29 <sup>th</sup> , spayed/neutered and microchipped cat	Increase, Moved from By-law PH-3	Jan. 1/23	\$17.00
Late Renewal of a Registration: For late renewal applications received from March 1 <sup>st</sup> to May 31 <sup>st</sup> . Complete (intact) cat	Increase, Moved from By-law PH-3	Jan. 1/23	\$50.00
Late Renewal of a Registration: For late renewal applications received from March 1 <sup>st</sup> to May 31 <sup>st</sup> . Spayed/neutered cat	Increase, Moved from By-law PH-3	Jan. 1/23	\$25.00
Late Renewal of a Registration: For late renewal applications received from March 1 <sup>st</sup> to May 31 <sup>st</sup> . Spayed/neutered & microchipped cat	Increase, Moved from By-law PH-3	Jan. 1/23	\$20.00
Late Renewal of a Registration: For late renewal applications received from June 1 <sup>st</sup> to December 31 <sup>st</sup> . Complete (intact) cat	Increase, Moved from By-law PH-3	Jan. 1/23	\$52.00

## Schedule 2, 2023 Fees and Charges – Protective Services

### Service Grouping: Animal Services

Service/Activity	Status	2023 Proposed Effective Date	2023 Proposed Fee
Late Renewal of a Registration: For late renewal applications received from June 1 <sup>st</sup> to December 31 <sup>st</sup> , Spayed/neutered cat	Increase, Moved from By-law PH-3	Jan. 1/23	\$27.00
Late Renewal of a Registration: For late renewal applications received from June 1 <sup>st</sup> to December 31 <sup>st</sup> , Spayed/neutered & microchipped cat	Increase, Moved from By-law PH-3	Jan. 1/23	\$22.00
Seniors (age 65+) Discount for senior pet owners aged sixty-five or over all applicable registration or renewal fees will be reduced by \$5.00	Unchanged, Moved from By-law PH-3	Jan. 1/23	\$5.00
Cat Miscellaneous Replacement tag	Increase, Moved from By-law PH-3	Jan. 1/23	\$5.00
Cat Miscellaneous Transfer	Increase, Moved from By-law PH-3	Jan. 1/23	\$5.00
Fees & Charges within the Dog Licensing Control By-law Kennel License Fee	Unchanged, Moved from By-law PH-4	Jan. 1/23	\$150.00
First time registration: New dog obtained January 1 <sup>st</sup> through June 30 <sup>th</sup> (in dwelling unit regardless of ownership), Complete (intact) dog	Increase, Moved from By-law PH-4	Jan. 1/23	\$57.00
First time registration: New dog obtained January 1 <sup>st</sup> through June 30 <sup>th</sup> (in dwelling unit regardless of ownership), Spayed/neutered dog	Increase, Moved from By-law PH-4	Jan. 1/23	\$33.00
First time registration: New dog obtained January 1 <sup>st</sup> through June 30 <sup>th</sup> (in dwelling unit regardless of ownership), Spayed/neutered and microchipped dog	Increase, Moved from By-law PH-4	Jan. 1/23	\$27.00
Late applications (received after June 30 <sup>th</sup> for dogs obtained January 1 <sup>st</sup> through June 30 <sup>th</sup> ) are subject to additional fee	Increase, Moved from By-law PH-4	Jan. 1/23	\$12.00
New dog obtained July 1 <sup>st</sup> through December 31 <sup>st</sup> (in dwelling unit regardless of ownership), Complete (intact) dog	Increase, Moved from By-law PH-4	Jan. 1/23	\$31.00



## Schedule 2, 2023 Fees and Charges – Protective Services

### Service Grouping: Animal Services

Service/Activity	Status	2023 Proposed Effective Date	2023 Proposed Fee
New dog obtained July 1 <sup>st</sup> through December 31 <sup>st</sup> (in dwelling unit regardless of ownership), Spayed/neutered dog	Increase, Moved from By-law PH-4	Jan. 1/23	\$20.00
New dog obtained July 1 <sup>st</sup> through December 31 <sup>st</sup> (in dwelling unit regardless of ownership), Spayed/neutered and microchipped dog	Increase, Moved from By-law PH-4	Jan. 1/23	\$17.00
New dog obtained from an Approved Fostering Organization (for remainder of the calendar year)	Unchanged, Moved from By-law PH-4	Jan. 1/23	\$0.00
Renewal of Registration Renewal applications received prior to expiry (in dwelling unit regardless of ownership), Complete (intact) dog	Increase, Moved from By-law PH-4	Jan. 1/23	\$57.00
Renewal of Registration Renewal applications received prior to expiry (in dwelling unit regardless of ownership), Spayed/neutered dog	Increase, Moved from By-law PH-4	Jan. 1/23	\$33.00
Renewal of Registration Renewal applications received prior to expiry (in dwelling unit regardless of ownership), Spayed/neutered & microchipped dog	Increase, Moved from By-law PH-4	Jan. 1/23	\$27.00
New dog obtained from an Approved Fostering Organization (for first renewal only)	Unchanged, Moved from By-law PH-4	Jan. 1/23	\$0.00
Late Renewal of a Registration for late renewal applications received from January 1 <sup>st</sup> to February 28 <sup>th</sup> or 29 <sup>th</sup> , Complete (intact) dog	Increase, Moved from By-law PH-4	Jan. 1/23	\$57.00
Late Renewal of a Registration for late renewal applications received from January 1 <sup>st</sup> to February 28 <sup>th</sup> or 29 <sup>th</sup> , Spayed/neutered dog	Increase, Moved from By-law PH-4	Jan. 1/23	\$33.00

## Schedule 2, 2023 Fees and Charges – Protective Services

### Service Grouping: Animal Services

Service/Activity	Status	2023 Proposed Effective Date	2023 Proposed Fee
Late Renewal of a Registration for late renewal applications received from January 1 <sup>st</sup> to February 28 <sup>th</sup> or 29 <sup>th</sup> , Spayed/neutered and microchipped dog	Increase, Moved from By-law PH-4	Jan. 1/23	\$27.00
Late Renewal of a Registration for late renewal applications received from March 1 <sup>st</sup> to May 31 <sup>st</sup> , Complete (intact) dog	Increase, Moved from By-law PH-4	Jan. 1/23	\$65.00
Late Renewal of a Registration for late renewal applications received from March 1 <sup>st</sup> to May 31 <sup>st</sup> , Spayed/neutered dog	Increase, Moved from By-law PH-4	Jan. 1/23	\$41.00
Late Renewal of a Registration for late renewal applications received from March 1 <sup>st</sup> to May 31 <sup>st</sup> , Spayed/neutered and microchipped dog	Increase, Moved from By-law PH-4	Jan. 1/23	\$35.00
Late Renewal of a Registration for late renewal applications received from June 1 <sup>st</sup> to December 31 <sup>st</sup> , Complete (intact) dog	Increase, Moved from By-law PH-4	Jan. 1/23	\$70.00
Late Renewal of a Registration for late renewal applications received from June 1 <sup>st</sup> to December 31 <sup>st</sup> , Spayed/neutered dog	Increase, Moved from By-law PH-4	Jan. 1/23	\$46.00
Late Renewal of a Registration for late renewal applications received from June 1 <sup>st</sup> to December 31 <sup>st</sup> , Spayed/neutered and microchipped dog	Increase, Moved from By-law PH-4	Jan. 1/23	\$40.00
Seniors (age 65+) Discount For senior pet owners aged sixty-five or over all applicable registration or renewal fees will be reduced by \$5.00	Unchanged, Moved from By-law PH-4	Jan. 1/23	\$5.00
Dog Miscellaneous Replacement tag	Increase, Moved from By-law PH-4	Jan. 1/23	\$5.00
Dog Miscellaneous Transfer	Increase, Moved from By-law PH-4	Jan. 1/23	\$5.00
Guide Dogs – Hearing/Seeing January 1 <sup>st</sup> to December 31 <sup>st</sup>	Unchanged, Moved from By-law PH-4	Jan. 1/23	\$0.00

## Schedule 2, 2023 Fees and Charges – Protective Services

### Service Grouping: Animal Services

Service/Activity	Status	2023 Proposed Effective Date	2023 Proposed Fee
Fees & Charges within the Public Pound Keepers By-law: Impounding licensed dog wearing City issue tag	Increase, Moved from By-law PH-5	Jan. 1/23	\$12.00
Fees & Charges within the Public Pound Keepers By-law: Impounding dog, unlicensed or not wearing City issue tag	Increase, Moved from By-law PH-5	Jan. 1/23	\$40.00
Fees & Charges within the Public Pound Keepers By-law: Impounding any dog second or subsequent time in a calendar year	Increase, Moved from By-law PH-5	Jan. 1/23	\$55.00
Fees & Charges within the Public Pound Keepers By-law: Feeding impounded dog per day, each	Increase, Moved from By-law PH-5	Jan. 1/23	\$12.00
Fees & Charges within the Public Pound Keepers By-law: Impounding restricted, prohibited, or ordered dog to be muzzled under the Dog Owners Liability Act or the Dog Licensing & Control By-law or the Pit Bull Licensing By-law, each	Increase, Moved from By-law PH-5	Jan. 1/23	\$55.00
Fees & Charges within the Public Pound Keepers By-law: Feeding restricted, prohibited, or ordered dog to be muzzled under the Dog Owners Liability Act or the Dog Licensing & Control By-law, or the Pit Bull Licensing By-law, per day, each	Increase, Moved from By-law PH-5	Jan. 1/23	\$12.00
Fees & Charges within the Public Pound Keepers By-law: Impounding City identified cat, each	Increase, Moved from By-law PH-5	Jan. 1/23	\$7.00
Fees & Charges within the Public Pound Keepers By-law: Impounding unidentified cat, each	Increase, Moved from By-law PH-5	Jan. 1/23	\$20.00
Fees & Charges within the Public Pound Keepers By-law: Feeding impounded cat per day, each	Increase, Moved from By-law PH-5	Jan. 1/23	\$9.00
Fees & Charges within the Public Pound Keepers By-law: Second and subsequent cat impound	Increase, Moved from By-law PH-5	Jan. 1/23	\$35.00
Fees & Charges within the Public Pound Keepers By-law: Impounding bulls and stallions, one year and over, each	Increase, Moved from By-law PH-5	Jan. 1/23	\$30.00
Fees & Charges within the Public Pound Keepers By-law: Impounding rams, horses, horned or other cattle, each	Increase, Moved from By-law PH-5	Jan. 1/23	\$30.00

## Schedule 2, 2023 Fees and Charges – Protective Services

### Service Grouping: Animal Services

Service/Activity	Status	2023 Proposed Effective Date	2023 Proposed Fee
Fees & Charges within the Public Pound Keepers By-law: Feeding bulls and stallions, one year and over, rams, horses, horned or other cattle above per day, each	Increase, Moved from By-law PH-5	Jan. 1/23	\$17.00
Fees & Charges within the Public Pound Keepers By-law: Impounding sheep, goats, and swine, each	Increase, Moved from By-law PH-5	Jan. 1/23	\$20.00
Fees & Charges within the Public Pound Keepers By-law: Feeding sheep, goats, and swine per day each plus actual costs associated with any of the activities listed in Other Animals above	Increase, Moved from By-law PH-5	Jan. 1/23	\$12.00
Fees & Charges within the Public Pound Keepers By-law: Impounding geese or ducks each	Increase, Moved from By-law PH-5	Jan. 1/23	\$5.00
Fees & Charges within the Public Pound Keepers By-law: Feeding geese or ducks per day, each plus actual costs associated with any of the activities listed in Fowl above	Increase, Moved from By-law PH-5	Jan. 1/23	\$2.50
Fees & Charges within the Public Pound Keepers By-law: Other Fees: Posting of notice of sale	Increase, Moved from By-law PH-5	Jan. 1/23	\$15.00
Fees & Charges within the Public Pound Keepers By-law: Other Fees: Attending summons and serving same on appraisers for damage (Public Pound By-law PH-5)	Increase, Moved from By-law PH-5	Jan. 1/23	\$30.00
Fees & Charges within the Public Pound Keepers By-law: Other Fees: For each sale of distress	Increase, Moved from By-law PH-5	Jan. 1/23	\$15.00
Fees & Charges within the Public Pound Keepers By-law: Other Fees: For advertising plus actual costs associated with actions above. Actual costs will be invoiced to the owner of the animal(s) that are impounded. (e.g. rental cost of portable stalls, trailer or space, and supply of straw bedding as appropriate for housing species)	Increase, Moved from By-law PH-5	Jan. 1/23	\$15.00

## Schedule 2, 2023 Fees and Charges – Protective Services

### Service Grouping: By-Law Enforcement & Property Standards

Service/Activity	Status	2023 Proposed Effective Date	2023 Proposed Fee
Business Licencing: Licence Renewal Late Fee	Unchanged	Jan. 1/23	\$75.00
Rental Residential Licencing: New Application	Unchanged	Jan. 1/23	\$165.00
Rental Residential Licencing: Renewal Application	Unchanged	Jan. 1/23	\$55.00
Rental Residential Licencing: Appeal Fee	Discontinued	Jan. 1/23	N/A
Rental Residential Licencing: Corporate Search	Unchanged	Jan. 1/23	\$40.00
Rental Residential Licencing: Taxi Licensing Letter	Unchanged	Jan. 1/23	\$30.00
Rental Residential Licencing: Swimming Pool Fence Inspection/Letter	Unchanged	Jan. 1/23	\$225.00
Rental Residential Licencing: Municipal Law Inspection Fee per hour	Unchanged	Jan. 1/23	\$125.00
Rental Residential Licencing: Property Standards Inspection Fee per hour	Unchanged	Jan. 1/23	\$125.00
Rental Residential Licencing: Property Standards Order - Registration on Title	Unchanged	Jan. 1/23	\$125.00
Rental Residential Licencing: Property Standards Order - De-registration from Title	Unchanged	Jan. 1/23	\$125.00
Rental Residential Licencing: Annual Sign Fees (Signs & Canopy Schedule A-By-law S-3775-94)	Unchanged	Jan. 1/23	\$150.00
Rental Residential Licencing: Untidy Lot Fee (By-Law Yard & Lot Maintenance By-law PW-9)	Unchanged	Jan. 1/23	Cost and administrative fee of 15%, \$110.00 minimum
Rental Residential Licencing: Road Allowance Permits	Unchanged	Jan. 1/23	\$18.69
Public Property Compliance, Street Permits: Work Approval Permit (Occupancy) - where the work does not involve excavation, traffic control plan review or disruptions within the travelled portion of the road allowance	Unchanged	Jan. 1/23	\$300.00 plus applicable monthly inspection fee(s) - Per Permit
Public Property Compliance, Street Permits: Work Approval Permit (Occupancy) - where the work does not involve excavation and traffic control plan review is required	Unchanged	Jan. 1/23	\$400.00 plus applicable monthly inspection fee(s) - Per Permit

## Schedule 2, 2023 Fees and Charges – Protective Services

### Service Grouping: By-Law Enforcement & Property Standards

Service/Activity	Status	2023 Proposed Effective Date	2023 Proposed Fee
Public Property Compliance, Street Permits: Work Approval Permit (Occupancy) - moving or construction bin within the grassed boulevard between City sidewalk and front lot line of abutting property for up to a six month period.	Unchanged	Jan. 1/23	\$300.00 - Per Permit
Public Property Compliance, Street Permits: Work Approval Permit (Occupancy) - moving or construction bin within travelled portion of local road allowance classification	Unchanged	Jan. 1/23	\$50.00 per day - Per Permit
Public Property Compliance, Street Permits: Monthly inspection - additional fee(s) - applies if Work Approval Permit (Occupancy) exceeds thirty days. Exemption: tower cranes	Unchanged	Jan. 1/23	\$75.00 - Per Inspection
Public Property Compliance, Street Permits: Work Approval Permit (Construction) - where the work involves excavation within the soft surface boulevard within the road allowance only and does not require traffic control plan review	Unchanged	Jan. 1/23	\$375.00 plus applicable weekly inspection fee(s)- Per Permit
Public Property Compliance, Street Permits: Work Approval Permit (Construction) - where the work involves excavation within the road allowance and requires traffic control plan review	Unchanged	Jan. 1/23	\$475.00 plus applicable weekly inspection fee(s) - Per Permit
Public Property Compliance, Street Permits: Weekly inspection - additional fee(s) - applies if Work Approval Permit (Construction) exceeds three days	Unchanged	Jan. 1/23	\$75.00 - Per Inspection
Public Property Compliance, Street Permits: Work Approval Permit Renewal (Occupancy/Construction)	Unchanged	Jan. 1/23	\$150.00 plus additional applicable weekly/monthly inspection fee(s) - Per Renewal

## Schedule 2, 2023 Fees and Charges – Protective Services

### Service Grouping: By-Law Enforcement & Property Standards

Service/Activity	Status	2023 Proposed Effective Date	2023 Proposed Fee
Public Property Compliance, Street Permits: License to Occupy Street - applies if Work Approval Permit (Occupancy/Construction) exceeds more than 30 days. Exemption: Moving or construction bin within the grassed boulevard between City sidewalk and front lot line of abutting property for up to a six-month period.	Unchanged	Jan. 1/23	\$29.06/square metre inside downtown core, \$16.15/square metre outside downtown core, \$8.07/square metre for a Charitable Organization. - Per Permit
Public Property Compliance, Street Permits: Vending Boxes	Unchanged	Jan. 1/23	\$27.50 Annual, \$22.00/box
Public Property Compliance, Winter Maintenance: Sidewalk Snow Clearing-Core Area	Unchanged	Jan. 1/23	\$80.00
Public Property Compliance, Winter Maintenance: Icicle Removal	Unchanged	Jan. 1/23	\$155.00 plus 15% administrative fee
Public Property Compliance, Winter Maintenance: Objects or vehicles removed from road allowance (including projections into or over)	New	Jan. 1/23	\$50.00 minimum, or actual cost whichever is greater

## Schedule 2, 2023 Fees and Charges - Protective Services

### Service Grouping: Fire Services

Service/Activity	Status	2023 Proposed Effective Date	2023 Proposed Fee
Fire Fighting, i) Highway/Local Vehicle Incidents (non-residents): First Hour (per Fire vehicle)	Increase	Jan. 1/23	Authorized MTO Rate - currently \$488.40
Fire Fighting, i) Highway/Local Vehicle Incidents (non-residents): Additional ½ hour or part thereof (per Fire vehicle)	Increase	Jan. 1/23	Authorized MTO Rate - currently \$244.20
Fire Fighting, i) Highway/Local Vehicle Incidents (non-residents): Flat fee for responding where services not required	Increase	Jan. 1/23	Authorized MTO Rate - currently \$488.40
Fire Fighting, ii) Special Team Incidents (per hour) one hour minimum (Hazmat, Tech Rescue, Water/Ice Rescue) as determined by the London Fire Department	Unchanged	Jan. 1/23	\$700.00 plus consumables & personnel call-in coverage if required
Fire Fighting, iii) Open Burn Inspection (See Bylaw F7, Part 3)	Unchanged	Jan. 1/23	\$225.00
Fire Fighting, iv) Extraordinary Costs in addition to costs ordinarily incurred to eliminate an emergency or risk, preserve property or evidence, or to investigate, including but not limited to: renting equipment, hiring contractors, hiring professional services, using consumable materials, replacing damaged equipment or purchasing materials fixing of damaged equipment or vehicles as a result of response	Unchanged	Jan. 1/23	Cost Recovery
Fire Fighting, v) Incident Response Report	Increase	Jan. 1/23	\$100.00
Fire Fighting, Recruit application	Unchanged	Jan. 1/23	\$100.00



## Schedule 2, 2023 Fees and Charges - Protective Services

### Service Grouping: Fire Services

Service/Activity	Status	2023 Proposed Effective Date	2023 Proposed Fee
Fire Prevention & Education i) Fire Safety Plan Review (Note 1)	Unchanged	Jan. 1/23	\$156.06
Fire Prevention & Education, ii) File Search Letter	Increase	Jan. 1/23	\$75.00
Fire Prevention & Education, iii) Request for Inspection, Up to 10,000 square feet	Unchanged	Jan. 1/23	\$171.00
Every 10,000 square feet thereafter	Unchanged	Jan. 1/23	\$84.00
Fire Prevention & Education, iv) Fire Investigation Report	Unchanged	Jan. 1/23	\$160.00
Fire Prevention & Education, v) Re-inspection for Non-Compliance (after first re-inspection)	Unchanged	Jan. 1/23	\$104.50
Fire Prevention & Education, vi) Display Fire Works inspection and / permit Exemptions: a) Victoria Day fireworks display by the Fanshawe Optimist; b) Canada Day fireworks displays by the East London and River East London Optimist Clubs, Byron Optimists, City of London - Celebrate London Committee, and the Community Council of White Oaks; c) Lambeth Harvestfest fireworks display by the Lambeth Harvestfest Committee; and d) New Year's Eve fireworks display held by the City of London in Victoria Park	Unchanged	Jan. 1/23	\$269.00

## Schedule 2, 2023 Fees and Charges - Protective Services

### Service Grouping: Fire Services

Service/Activity	Status	2023 Proposed Effective Date	2023 Proposed Fee
Fire Prevention & Education, vii) Pyrotechnic inspection and permit	Unchanged	Jan 1/23	\$246.00
Fire Prevention & Education, viii) Open Air Burn Permit (See Bylaw F7, Part 3)	Unchanged	Jan 1/23	\$70.00
Fire Prevention & Education, ix) False Alarms See Note 2 and Note 3 below, Non notified false alarm	Unchanged	Jan 1/23	\$1,400.00
3rd or more to the same building in 30 days (each)	Unchanged	Jan 1/23	\$1,400.00
3rd or more to the same building in any calendar year (each)	Unchanged	Jan 1/23	\$1,400.00
Fire Prevention & Education, x) Live fire extinguisher training (plus consumables) See Note 4 below	Unchanged	Jan 1/23	\$104.50
Fire Prevention & Education, xi) Building managers seminar (plus consumables) See Note 4 below	Unchanged	Jan 1/23	\$104.50

Note 1: The fee for a Safety Plan Review is waived for tents.

Note 2: The fee for false alarms does not apply to London Middlesex Community Housing (with the exception of non-notify false alarms) or single detached dwellings.

Note 3: The fee for false alarms is waived for the following causes: activated pull stations; cooking; showers; carbon monoxide; power outages; steam; smoking/vaping; candles/incense/sparklers; smudging ceremonies; smoke machines.

Note 4: The fees for training and lectures and fire safety courses are waived for non-profit and/or educational organizations.

## Schedule 2, 2023 Fees and Charges – Social and Health Services

### Service Grouping: Long Term Care

Service/Activity	Status	2023 Proposed Effective Date	2023 Proposed Fee
Adult Day Programs, Community Seniors Programs, Day Programs: Client Fees per day	Unchanged	Jan. 1/23	Set by SW LHIN
Adult Day Programs, Community Seniors Programs, Day Programs: Baths	Unchanged	Jan. 1/23	\$45.00
Adult Day Programs, Community Seniors Programs, Day Programs: Foot Care	Unchanged	Jan. 1/23	\$22.00
Long Term Care-Dearness Home, Sundry: Staff Escort to Medical Clinics up to 3 hours	Unchanged	Jan. 1/23	\$106.00
Long Term Care-Dearness Home, Sundry: Staff Escort to Medical Clinics after 3 hours (per hour)	Unchanged	Jan. 1/23	\$35.00
Long Term Care-Dearness Home, Sundry: Set up and cleaning fee for room rental	Unchanged	Jan. 1/23	\$35.00
Long Term Care-Dearness Home, Sundry: Hair Salon Rental Fees per month	Unchanged	Jan. 1/23	\$350.00

Resident Revenue: Short Stay, Basic Ward, Semi-private and Private Nursing Care.

Charge for resident accommodation shall be the maximum amount provided for in the Long Term Care Homes Act and regulation. The rates are set annually on July 1st by the Ministry of Health and Long Term Care.

## Schedule 2, 2023 Fees and Charges – Transportation Services

### Service Grouping: Parking

Service/Activity	Unit of Measure	Status	2023 Proposed Effective Date	2023 Proposed Fee
Parking Control: Private MLEO Training and Appointment	N/A	Unchanged	Jan. 1/23	\$250.00
Parking Control: Administrative Fee Bulk Lot Passes	N/A	Unchanged	Jan. 1/23	\$25.00
Parking Meter Fees: Outlying 1 hour	Hour	Unchanged	Jan. 1/23	\$2.50
Parking Meter Fees: Outlying 2 hour	Hour	Unchanged	Jan. 1/23	\$2.50
Parking Meter Fees: Outlying 4 hour	Hour	Unchanged	Jan. 1/23	\$2.50
Parking Meter Fees: 10 Hour Metered Zone	Hour	Unchanged	Jan. 1/23	\$2.50
Parking Meter Fees: 10 Hour Metered Zone	Maximum	Unchanged	Jan. 1/23	\$5.00
Parking Meter Fees: 10 Hour Metered Zone	Monthly	Unchanged	Jan. 1/23	\$45.00
Parking Meter Fees: East end meters	Hour	Unchanged	Jan. 1/23	\$1.25
Parking Meter Fees: Downtown 1 hour	Hour	Unchanged	Jan. 1/23	\$2.50
Parking Meter Fees: Parking Meter Bagging (per parking stall)/Parking Administrative Fee	Administration +	Unchanged	Jan. 1/23	\$50.00
Parking Meter Fees: Parking Meter Bagging (per parking stall)/Parking Administrative Fee	Day	Unchanged	Jan. 1/23	\$11.00
Residential Parking Pass Program: First Residential Parking Pass (except no charge for the "King's University College area" and the "Trowbridge Avenue, Mary Avenue and Pinewood Drive area")	N/A	Unchanged	Jan. 1/23	\$60.00
Residential Parking Pass Program: Second Residential Parking Pass (at midpoint of program year is reduced by 50%)	N/A	Unchanged	Jan. 1/23	\$60.00
Residential Parking Pass Program: Replacement Residential Parking Pass	N/A	Unchanged	Jan. 1/23	\$120.00
Online transaction fee		Unchanged	Jan. 1/23	\$1.50
Parking Lots Municipally Operated: Lot #3 North - 743 Richmond Street	Hour	Unchanged	Jan. 1/23	\$2.50
Parking Lots Municipally Operated: Lot #6 - Kent Street, North Side of Kent Street between Richmond and Talbot Streets	Hour	Unchanged	Jan. 1/23	\$2.50
Parking Lots Municipally Operated: Lot #6 - Kent Street, North Side of Kent Street between Richmond and Talbot Streets	Day	Unchanged	Jan. 1/23	\$10.00
Parking Lots Municipally Operated: Lot #6 - Kent Street, North Side of Kent Street between Richmond and Talbot Streets	Evening	Unchanged	Jan. 1/23	\$6.00
Parking Lots Municipally Operated: Lot #9 78 Riverside Dr., Kiwanis Senior Centre	Hour	Unchanged	Jan. 1/23	\$2.50

## Schedule 2, 2023 Fees and Charges – Transportation Services

### Service Grouping: Parking

Service/Activity	Unit of Measure	Status	2023 Proposed Effective Date	2023 Proposed Fee
Parking Lots Municipally Operated: Lot #9 78 Riverside Dr., Kiwanis Senior Centre	Day	Unchanged	Jan. 1/23	\$5.00
Parking Lots Municipally Operated: Lot #9 78 Riverside Dr., Kiwanis Senior Centre	Evening	Unchanged	Jan. 1/23	\$4.00
Parking Lots Municipally Operated: Lot #10 - Mill Street/John Street/St. George	Hour	Unchanged	Jan. 1/23	\$2.50
Parking Lots Municipally Operated: Lot #10 - Mill Street/John Street/St. George	Day	Unchanged	Jan. 1/23	\$10.00
Parking Lots Municipally Operated: Lot #10 - Mill Street/John Street/St. George	Evening	Unchanged	Jan. 1/23	\$8.00
Parking Lots Municipally Operated: Lot #10 - Mill Street/John Street/St. George	Monthly	Unchanged	Jan. 1/23	\$100.00
Parking Lots Municipally Operated: Lot #12 - 199 Ridout Street N., PUC Parking Lot North Side of Horton Street between Thames and Ridout Streets	Hour	Unchanged	Jan. 1/23	\$2.50
Parking Lots Municipally Operated: Lot #12 - 199 Ridout Street N., PUC Parking Lot North Side of Horton Street between Thames and Ridout Streets	Day	Unchanged	Jan. 1/23	\$6.00
Parking Lots Municipally Operated: Lot #12 - 199 Ridout Street N., PUC Parking Lot North Side of Horton Street between Thames and Ridout Streets	Evening	Unchanged	Jan. 1/23	\$5.00
Parking Lots Municipally Operated: Lot #12 - 199 Ridout Street N., PUC Parking Lot North Side of Horton Street between Thames and Ridout Streets	Monthly	Unchanged	Jan. 1/23	\$80.00
Parking Lots Municipally Operated: Lot #13 - 189 King Street	Hour	Unchanged	Jan. 1/23	\$2.50
Parking Lots Municipally Operated: Lot #13 - 189 King Street	Day	Unchanged	Jan. 1/23	\$10.00
Parking Lots Municipally Operated: Lot #13 - 189 King Street	Evening	Unchanged	Jan. 1/23	\$8.00
Parking Lots Municipally Operated: Lot #13 - 189 King Street	Monthly	Unchanged	Jan. 1/23	\$120.00
Parking Lots Municipally Operated: Lot #14 - Via Train Station, South Side of York Street between Richmond and Clarence Streets	Hour	Unchanged	Jan. 1/23	\$2.00

## Schedule 2, 2023 Fees and Charges – Transportation Services

### Service Grouping: Parking

Service/Activity	Unit of Measure	Status	2023 Proposed Effective Date	2023 Proposed Fee
Parking Lots Municipally Operated: Lot #15 - London Convention Centre, South Side of King Street between Wellington and Waterloo Street	Hour	Unchanged	Jan. 1/23	\$2.00
Parking Lots Municipally Operated: Lot #15 - London Convention Centre, South Side of King Street between Wellington and Waterloo Street	Day	Unchanged	Jan. 1/23	\$8.00
Parking Lots Municipally Operated: Lot #15 - London Convention Centre, South Side of King Street between Wellington and Waterloo Street	Day (buses only)	Unchanged	Jan. 1/23	\$75.00
Parking Lots Municipally Operated: Lot #15 - London Convention Centre, South Side of King Street between Wellington and Waterloo Street	Evening	Unchanged	Jan. 1/23	\$6.00
Parking Lots Municipally Operated: Lot #15 - London Convention Centre, South Side of King Street between Wellington and Waterloo Street	Monthly	Unchanged	Jan. 1/23	\$113.00
Parking Lots Municipally Operated: Lot #16 - 205 Oxford St (Rear), West of Richmond Street between Oxford and Piccadilly Street	Hour	Unchanged	Jan. 1/23	\$2.50
Parking Lots Municipally Operated: Lot #16 - 205 Oxford St (Rear), West of Richmond Street between Oxford and Piccadilly Street	Day	Unchanged	Jan. 1/23	\$8.00
Parking Lots Municipally Operated: Lot #16 - 205 Oxford St (Rear), West of Richmond Street between Oxford and Piccadilly Street	Evening	Unchanged	Jan. 1/23	\$6.00
Parking Lots Municipally Operated: Lot #16 - 205 Oxford St (Rear), West of Richmond Street between Oxford and Piccadilly Street	Monthly	Unchanged	Jan. 1/23	\$60.00
Parking Lots Municipally Operated: Lot #19 - Museum London	Hour	Unchanged	Jan. 1/23	\$2.50
Parking Lots Municipally Operated: Lot #19 - Museum London	Evening	Unchanged	Jan. 1/23	\$6.00
Parking Lots Municipally Operated: Lot #20 - 155 Kent Street	Hour	Unchanged	Jan. 1/23	\$2.50
Parking Lots Municipally Operated: Lot #21 - 558 Talbot Street	Hour	Unchanged	Jan. 1/23	\$2.50

## Schedule 2, 2023 Fees and Charges – Transportation Services

### Service Grouping: Parking

Service/Activity	Unit of Measure	Status	2023 Proposed Effective Date	2023 Proposed Fee
Parking Lots Municipally Operated: Lot #21 - 558 Talbot Street	Day	Unchanged	Jan. 1/23	\$10.00
Parking Lots Municipally Operated: Lot #21 - 558 Talbot Street	Evening	Unchanged	Jan. 1/23	\$8.00
Parking Lots Municipally Operated: Lot #21 - 558 Talbot Street	Night	Unchanged	Jan. 1/23	\$15.00
Parking Lots Municipally Operated: Lot #21 - 558 Talbot Street	Monthly	Unchanged	Jan. 1/23	\$100.00
Parking Lots Municipally Operated: Lot #22 - 695 Richmond Street	Hour	Unchanged	Jan. 1/23	\$2.50
Parking Lots Municipally Operated: Lot #22 - 695 Richmond Street	12 hour maximum	Unchanged	Jan. 1/23	\$10.00
Parking Lots Municipally Operated: Lot #22 - 695 Richmond Street	24 hour maximum	Unchanged	Jan. 1/23	\$15.00
Parking Lots Municipally Operated: Lot #22 - 695 Richmond Street	Monthly	Unchanged	Jan. 1/23	\$80.00
Parking Lots Municipally Owned: Lot #1 - East London, North of Dundas Street between English and Elizabeth Street	Hour	Unchanged	Jan. 1/23	\$1.00
Parking Lots Municipally Owned: Lot #1 - East London, North of Dundas Street between English and Elizabeth Street	Day	Unchanged	Jan. 1/23	\$4.50
Parking Lots Municipally Owned: Lot #1 - East London, North of Dundas Street between English and Elizabeth Street	Evening	Unchanged	Jan. 1/23	\$2.50
Parking Lots Municipally Owned: Lot #1 - East London, North of Dundas Street between English and Elizabeth Street	Monthly	Unchanged	Jan. 1/23	\$50.00
Parking Lots Municipally Owned: Lot #1 - East London, North of Dundas Street between English and Elizabeth Street	Bulk Day>5	Unchanged	Jan. 1/23	\$3.00
Parking Lots Municipally Owned: Lot #1 - East London, North of Dundas Street between English and Elizabeth Street	Bulk Evening>5	Unchanged	Jan. 1/23	\$1.50
Parking Lots Municipally Owned: Lot #2 - East London, North of Dundas Street between Elizabeth and Adelaide Street	Hour	Unchanged	Jan. 1/23	\$1.00
Parking Lots Municipally Owned: Lot #2 - East London, North of Dundas Street between Elizabeth and Adelaide Street	Day	Unchanged	Jan. 1/23	\$4.50

## Schedule 2, 2023 Fees and Charges – Transportation Services

### Service Grouping: Parking

Service/Activity	Unit of Measure	Status	2023 Proposed Effective Date	2023 Proposed Fee
Parking Lots Municipally Owned: Lot #2 - East London, North of Dundas Street between Elizabeth and Adelaide Street	Evening	Unchanged	Jan. 1/23	\$2.50
Parking Lots Municipally Owned: Lot #2 - East London, North of Dundas Street between Elizabeth and Adelaide Street	Monthly	Unchanged	Jan. 1/23	\$50.00
Parking Lots Municipally Owned: Lot #2 - East London, North of Dundas Street between Elizabeth and Adelaide Street	Bulk Day>5	Unchanged	Jan. 1/23	\$3.00
Parking Lots Municipally Owned: Lot #2 - East London, North of Dundas Street between Elizabeth and Adelaide Street	Bulk Evening>5	Unchanged	Jan. 1/23	\$1.50
Parking Lots Municipally Owned: Lot #3 East - East of Richmond Street between Oxford and Piccadilly Street	Hour	Unchanged	Jan. 1/23	\$2.50
Parking Lots Municipally Owned: Lot #3 East - East of Richmond Street between Oxford and Piccadilly Street	Day	Unchanged	Jan. 1/23	\$8.00
Parking Lots Municipally Owned: Lot #3 East - East of Richmond Street between Oxford and Piccadilly Street	Evening	Unchanged	Jan. 1/23	\$6.00
Parking Lots Municipally Owned: Lot #3 East - East of Richmond Street between Oxford and Piccadilly Street	Monthly	Unchanged	Jan. 1/23	\$60.00
Parking Lots Municipally Owned: Lot #3 West - Richmond Village West of Richmond Street between Oxford and Piccadilly Street	Hour	Unchanged	Jan. 1/23	\$2.50
Parking Lots Municipally Owned: Lot #3 West - Richmond Village West of Richmond Street between Oxford and Piccadilly Street	Day	Unchanged	Jan. 1/23	\$8.00
Parking Lots Municipally Owned: Lot #3 West - Richmond Village West of Richmond Street between Oxford and Piccadilly Street	Evening	Unchanged	Jan. 1/23	\$6.00
Parking Lots Municipally Owned: Lot #3 West - Richmond Village West of Richmond Street between Oxford and Piccadilly Street	Monthly	Unchanged	Jan. 1/23	\$60.00
Parking Lots Municipally Owned: Lot #4 - Marshall Street, South of Dundas Street between Lyle and Adelaide Streets	Hour	Unchanged	Jan. 1/23	\$1.00
Parking Lots Municipally Owned: Lot #4 - Marshall Street, South of Dundas Street between Lyle and Adelaide Streets	Day	Unchanged	Jan. 1/23	\$4.50



## Schedule 2, 2023 Fees and Charges – Transportation Services

### Service Grouping: Parking

Service/Activity	Unit of Measure	Status	2023 Proposed Effective Date	2023 Proposed Fee
Parking Lots Municipally Owned: Lot #4 - Marshall Street, South of Dundas Street between Lyle and Adelaide Streets	Evening	Unchanged	Jan. 1/23	\$2.50
Parking Lots Municipally Owned: Lot #4 - Marshall Street, South of Dundas Street between Lyle and Adelaide Streets	Monthly	Unchanged	Jan. 1/23	\$50.00
Parking Lots Municipally Owned: Lot #5 - Queens Ave, North Side of Queens Ave between Clarence and Richmond Streets	Hour	Unchanged	Jan. 1/23	\$2.00
Parking Lots Municipally Owned: Lot #5 - Queens Ave, North Side of Queens Ave between Clarence and Richmond Streets	Day	Unchanged	Jan. 1/23	\$10.00
Parking Lots Municipally Owned: Lot #5 - Queens Ave, North Side of Queens Ave between Clarence and Richmond Streets	Evening	Unchanged	Jan. 1/23	\$8.00
Parking Lots Municipally Owned: Lot #5 - Queens Ave, North Side of Queens Ave between Clarence and Richmond Streets	Monthly unreserved	Unchanged	Jan. 1/23	\$130.00
Parking Lots Municipally Owned: Lot #5 - Queens Ave, North Side of Queens Ave between Clarence and Richmond Streets	Monthly reserved	Unchanged	Jan. 1/23	\$310.00
Parking Lots Municipally Owned: Lot #7 - 824 Dundas, Provincial Offences Court between Rectory and Ontario Streets	Hour	Unchanged	Jan. 1/23	\$2.00
Parking Lots Municipally Owned: Lot #7 - 824 Dundas, Provincial Offences Court between Rectory and Ontario Streets	Day	Unchanged	Jan. 1/23	\$5.00
Parking Lots Municipally Owned: Lot #7 - 824 Dundas, Provincial Offences Court between Rectory and Ontario Streets	Monthly	Unchanged	Jan. 1/23	\$50.00
Parking Lots Municipally Owned: Lot #8 - Budweiser Gardens, North Side of King Street between Ridout and Talbot Streets	Hour	Unchanged	Jan. 1/23	\$2.50
Parking Lots Municipally Owned: Lot #8 - Budweiser Gardens, North Side of King Street between Ridout and Talbot Streets	Day	Unchanged	Jan. 1/23	\$8.00
Parking Lots Municipally Owned: Lot #8 - Budweiser Gardens, North Side of King Street between Ridout and Talbot Streets	Evening	Unchanged	Jan. 1/23	\$6.00

## Schedule 2, 2023 Fees and Charges – Transportation Services

### Service Grouping: Parking

Service/Activity	Unit of Measure	Status	2023 Proposed Effective Date	2023 Proposed Fee
Parking Lots Municipally Owned: Lot #8 - Budweiser Gardens, North Side of King Street between Ridout and Talbot Streets	Monthly	Unchanged	Jan. 1/23	\$110.00
Parking Lots Municipally Owned: Lot #11 - Thames Street Park, North Side of King Street between Thames and Ridout Streets	Hour	Unchanged	Jan. 1/23	\$2.50
Parking Lots Municipally Owned: Lot #11 - Thames Street Park, North Side of King Street between Thames and Ridout Streets	Day	Unchanged	Jan. 1/23	\$6.00
Parking Lots Municipally Owned: Lot #11 - Thames Street Park, North Side of King Street between Thames and Ridout Streets	Evening	Unchanged	Jan. 1/23	\$5.00
Parking Lots Municipally Owned: Lot #17 - Peace Gardens, West Side of Thames Street (York and King Streets.) (Enforced Monday through Friday)	Hour	Unchanged	Jan. 1/23	\$2.50
Parking Lots Municipally Owned: Lot #17 - Peace Gardens, West Side of Thames Street (York and King Streets.) (Enforced Monday through Friday)	Day	Unchanged	Jan. 1/23	\$6.00
Parking Lots Municipally Owned: Lot #17 - Peace Gardens, West Side of Thames Street (York and King Streets.) (Enforced Monday through Friday)	Evening	Unchanged	Jan. 1/23	\$5.00
Park and Ride	Monthly	Increase	Jan. 1/23	\$70.00

## Schedule 2, 2023 Fees and Charges – Transportation Services

### Service Grouping: Roadways

Service/Activity	Unit of Measure	Status	2023 Proposed Effective Date	2023 Proposed Fee
Roadway Maintenance, Sidewalk Cut	Administrative Fee	Unchanged	Jan. 1/23	\$50.00
Roadway Maintenance, Sidewalk Cut	Per square meter	Unchanged	Jan. 1/23	\$100.00
Roadway Maintenance, Curb Cut	Meter	Unchanged	Jan. 1/23	\$150.00
Roadway Maintenance, Curb Removal	Meter	Unchanged	Jan. 1/23	\$25.00
Roadway Maintenance, Asphalt Cut Restoration	Square meter	Unchanged	Jan. 1/23	\$21.00 (vertical 25m)
Roadway Maintenance, Pavement Degradation (Contractor/utilities)	Pavement Quality Index (PQI) & \$/square meter	Unchanged	Jan. 1/23	Good - 80 to 100 PQI \$35.00, Adequate - 60 to 80 PQI \$28.00, Fair - 30 to 60 PQI \$21.00, Poor - 1 to 30 PQI \$14.00
Winter Maintenance - Unassumed Subdivisions	N/A	Unchanged	Jan. 1/23	Charge Actual Cost
Winter Maintenance - Unassumed Subdivisions	N/A	Unchanged	Jan. 1/23	Winter Season plus 15% + Administrative Fee
Traffic Control & Lighting, Flashers Barricades	Day	Discontinued	Jan. 1/23	N/A
Traffic Control & Lighting, Traffic Control Signs	Day	Unchanged	Jan. 1/23	\$4.00
Traffic Control & Lighting, Traffic Cones	Day	Unchanged	Jan. 1/23	\$1.50
Traffic Control & Lighting, Traffic Signal Timing Information	N/A	Unchanged	Jan. 1/23	\$135.00

## Schedule 2, 2023 Fees and Charges - Corporate, Operational & Council Services

### Service Grouping: Corporate Services

Service/Activity	Status	2023 Proposed Effective Date	2023 Proposed Fee
Facilities: Property Rentals	Unchanged	Jan. 1/23	Agreement
Human Resources: Room Rentals	Unchanged	Jan. 1/23	Agreement
Purchasing: Bidding Documents - on-line purchases	Unchanged	Jan. 1/23	\$40.00
Realty Services: Property Rentals	Unchanged	Jan. 1/23	Contracts
Realty Services: Residential Revenue	Unchanged	Jan. 1/23	Contracts
Realty Services: Vacant Land Revenue	Unchanged	Jan. 1/23	Contracts
Realty Services: Agricultural Land Revenue	Unchanged	Jan. 1/23	Contracts
Realty Services: Skate Sharpening Property Revenue	Unchanged	Jan. 1/23	Contracts
Realty Services: Underground Encroachment Revenue	Unchanged	Jan. 1/23	Contracts
Realty Services: Sidewalk Cafes	Unchanged	Jan. 1/23	Contracts
Realty Services: Outdoor Advertisements	Unchanged	Jan. 1/23	Contracts
Realty Services: Woodhull - Interments	Unchanged	Jan. 1/23	\$550.00
Realty Services: Woodhull - Sale of Plot. The price of a plot in the Woodhull Cemetery is \$650; however, \$350 is placed into a perpetual care fund for the Cemetery with \$300 credited to the Realty Services account.	Unchanged	Jan. 1/23	\$650.00
Realty Services: Air/Land Rights Rental	Unchanged	Jan. 1/23	Contracts
Risk Management: Administration fee - claims recovery	Unchanged	Jan. 1/23	1% of claim amount, \$50.00 minimum
Risk Management: Administration fee - event insurance premium	Unchanged	Jan. 1/23	\$5.00 - premium less than \$100.00, \$10.00 - premium more than \$100.00
Technology Services: Printing Charges	Unchanged	Jan. 1/23	Actual Costs

## Schedule 2, 2023 Fees and Charges - Corporate, Operational & Council Services

### Service Grouping: Corporate Planning and Administration

Service/Activity	Status	2023 Proposed Effective Date	2023 Proposed Fee
Information & Archive Management, Sale Misc. Documents: Photocopies	Unchanged	Jan. 1/23	\$0.20
Information & Archive Management, Records Research Request (per 15 minutes of research time)	Unchanged	Jan. 1/23	\$7.50

## Schedule 2, 2023 Fees and Charges - Corporate, Operational & Council Services

Service Grouping: Council Services

Service/Activity	Status	2023 Proposed Effective Date	2023 Proposed Fee
Municipal Election, Sale Miscellaneous Documents: Photocopies per page	Unchanged	Jan. 1/23	\$0.20
Municipal Election, Sale Miscellaneous Documents: Ward & Poll Maps per ward	Unchanged	Jan. 1/23	\$5.00
Municipal Election, Sale Miscellaneous Documents: City Map	Unchanged	Jan. 1/23	\$10.00
Municipal Election, Sale Miscellaneous Documents: Election Results	Unchanged	Jan. 1/23	\$20.00
Municipal Election, Sale Miscellaneous Documents: Street Index	Unchanged	Jan. 1/23	\$20.00
Additional Copies of Voter's List: Per Ward	Unchanged	Jan. 1/23	\$25.00
Additional Copies of Voter's List: All Wards	Unchanged	Jan. 1/23	\$350.00

## Schedule 2, 2023 Fees and Charges - Corporate, Operational & Council Services

### Service Grouping: Public Support Services

Service/Activity	Status	2023 Proposed Effective Date	2023 Proposed Fee
Taxation, Revenue Division: Tax Certificates	Unchanged	Jan. 1/23	\$60.00
Taxation, Revenue Division: Tax Account Ownership Changes	Unchanged	Jan. 1/23	\$37.00
Taxation, Revenue Division: New Tax Account or Roll Number	Unchanged	Jan. 1/23	\$67.00
Taxation, Revenue Division: Notice of Past Due Property Taxes (greater than \$200)	Unchanged	Jan. 1/23	\$8.00
Taxation, Revenue Division: Property Title Searches Prior to Registration of Tax Arrears Certificates	Unchanged	Jan. 1/23	\$111.00
Taxation, Miscellaneous Revenue Fees: Mortgagee Tax Confirmations	Unchanged	Jan. 1/23	\$26.00
Taxation, Miscellaneous Revenue Fees: Duplicate Tax Bill	Unchanged	Jan. 1/23	\$26.00
Taxation, Miscellaneous Revenue Fees: Receipt - Income Tax Account Statements	Unchanged	Jan. 1/23	\$35.00
Taxation, Account Statements: Tax Statement without Transactions	Unchanged	Jan. 1/23	\$26.00
Taxation, Account Statements: Tax Statement with Transactions	Unchanged	Jan. 1/23	\$35.00
Taxation, Account Statements: Tax Account Analysis (per hour)	Unchanged	Jan. 1/23	\$73.00
Taxation, Account Statements: Returned Cheques PAP, EFT, PAD (NSF) - Taxation	Unchanged	Jan. 1/23	\$45.00
Taxation, Account Statements: Cost Recoveries on Tax Registrations	Unchanged	Jan. 1/23	Actual Costs
Taxation, Account Statements: Addition to Tax Roll Fee	Unchanged	Jan. 1/23	\$25.00
Taxation, Account Statements: Addition to Tax Roll Fee (Provincial Offences Act Fines)	Unchanged	Jan. 1/23	\$25.00
Licensing & Certificates: Non- Residential Boulevard Application Fee	Unchanged	Jan. 1/23	\$150.00
Licensing & Certificates, Non-Residential Boulevard Parking Rentals -square feet - Non-Profit or Charity	Unchanged	Jan. 1/23	\$0.87
Licensing & Certificates, Non-Residential Boulevard Parking Rentals - square feet - Commercial Site	Unchanged	Jan. 1/23	\$1.73

## Schedule 2, 2023 Fees and Charges - Corporate, Operational & Council Services

### Service Grouping: Public Support Services

Service/Activity	Status	2023 Proposed Effective Date	2023 Proposed Fee
Licensing & Certificates, Non-Residential Boulevard Parking Rentals - square feet - Commercial Site Downtown	Unchanged	Jan. 1/23	\$4.80
Licensing & Certificates, Oaths: Commissioner of Oaths	Unchanged	Jan. 1/23	\$30.00
Licensing & Certificates, Oaths: Statutory Declaration	Unchanged	Jan. 1/23	\$45.00
Licensing & Certificates: Street Closing - Appraisal Fee	Unchanged	Jan. 1/23	\$260.00
Licensing & Certificates: Street Closing - Application Fee	Unchanged	Jan. 1/23	\$165.00
Licensing & Certificates: Street Closing - Advertising	Unchanged	Jan. 1/23	\$1,182.00
Licensing & Certificates: Nevada Licences	Unchanged	Jan. 1/23	3% prize value
Licensing & Certificates: Raffle Licences	Unchanged	Jan. 1/23	3% prize value
Licensing & Certificates: Bingo Licences	Unchanged	Jan. 1/23	\$90.00
Licensing & Certificates: Marriage Licences	Unchanged	Jan. 1/23	\$140.00
Licensing & Certificates: Civil Ceremony	Unchanged	Jan. 1/23	\$275.00
Licensing & Certificates: Ceremony Witness Fee	Unchanged	Jan. 1/23	\$25.00
Licensing & Certificates: Foreign Pension Certificates	Unchanged	Jan. 1/23	\$30.00
Licensing & Certificates: Municipal Information Form - formerly listed as LLBO Approval	Unchanged	Jan. 1/23	\$25.00
Licensing & Certificates: Municipal Significance Designation Letter/ Temporary Extension of Liquor Licence Approval	Unchanged	Jan. 1/23	\$50.00
Licensing & Certificates: Vital Statistics - Death Registration	Unchanged	Jan. 1/23	\$40.00
Licensing & Certificates: Vital Statistics - Notice of Out-of-Town Death	Unchanged	Jan. 1/23	\$35.00
Licensing & Certificates: Sundry Receipts - Hearing Fee	Unchanged	Jan. 1/23	\$150.00
Licensing & Certificates: Sundry Receipts - Municipal Approval - Lottery Licences	Unchanged	Jan. 1/23	\$50.00
Licensing & Certificates: Sundry Receipts - Committee Room Rentals	Unchanged	Jan. 1/23	\$150.00



## Schedule 2, 2023 Fees and Charges - Corporate, Operational & Council Services

Service Grouping: Public Support Services

Service/Activity	Status	2023 Proposed Effective Date	2023 Proposed Fee
Licensing & Certificates: Sundry Receipts - Street Encroachment Agreements - with a PIN submission	Unchanged	Jan. 1/23	\$250.00
Licensing & Certificates: Sundry Receipts - Street Encroachment Agreements - without a PIN submission - applicable to residential properties only	Unchanged	Jan. 1/23	\$300.00
Licensing & Certificates: Sundry Receipts - Street Encroachment Agreements - annual rental charge	Unchanged	Jan. 1/23	\$10.00 per square metre

## Schedule 2, 2023 Fees and Charges - Financial Management

### Service Grouping: Financial Management

Service/Activity	Status	2023 Proposed Effective Date	2023 Proposed Fee
Finance: Addition to Tax Roll Fee	Unchanged	Jan. 1/23	\$25.00
Finance: Addition to Tax Roll Fee – Provincial Offences Act Fines	Unchanged	Jan. 1/23	\$25.00
Finance: Statement Summary of Outstanding Invoices - Accounts Receivable (A/R)	Unchanged	Jan. 1/23	\$27.00
Finance: Returned Items such as Cheques, PAP, EFT, PAD, Credit card, (i.e., NSF) - Financial Services (Corporate wide application except as below:)	Unchanged	Jan. 1/23	\$45.00
Finance: Returned Items such as Cheques, PAP, EFT, PAD, Credit card, (i.e., NSF) – Provincial Offences Act Fines Only	Unchanged	Jan. 1/23	\$35.00
Finance: Returned Items such as Cheques, PAP, EFT, PAD, Credit card, (i.e., NSF) - Administrative Fees Provincial Offences Act Fines Only	Unchanged	Jan. 1/23	\$10.00
Finance: Retrieval of Cashed Accounts Payable Cheques	Unchanged	Jan. 1/23	\$26.00
Finance: Provincial Offences Act Collection Agency Fee Recovery	Unchanged	Jan. 1/23	Actual Percentage
Finance: Miscellaneous Accounts Receivable Collection Agency Fee Recovery	Unchanged	Jan. 1/23	Actual Percentage
Finance: Lawyers Responses	Unchanged	Jan. 1/23	\$60.00
Corporate Financing: Property Rentals	Unchanged	Jan. 1/23	Contract

## Schedule 1, 2022 Fees and Charges – Parks, Recreation & Neighbourhood Services

### Service Grouping: Neighbourhood & Recreation Services

Service/Activity	Status	2022 Proposed Effective Date	2022 Proposed Fee
Golf Courses, Fanshawe Golf Course, Quarry Green Fees Guest: Twilight	Unchanged	Jan. 1/22	\$26.00
Golf Courses, Fanshawe Golf Course, Quarry Green Fees Guest: Junior Rate	Unchanged	Jan. 1/22	\$21.00
Golf Courses, Fanshawe Golf Course, Quarry Green Fees Guest: Prime Time Cart & Golf Package (Quarry Only)	Unchanged	Jan. 1/22	\$48.00
Golf Course, Fanshawe Golf Course, Quarry Green Fees Guest: Non-Prime Time Cart & Golf Package (Quarry Only)	Unchanged	Jan. 1/22	\$42.00

## Schedule 1, 2022 Fees and Charges – Parks, Recreation & Neighbourhood Services

### Service Grouping: Neighbourhood & Recreation Services

Service/Activity	Status	2022 Proposed Effective Date	2022 Proposed Fee
Golf Courses, Other Green Fees: Fanshawe - Parkside Nine	Unchanged	Jan. 1/22	\$0.00
Golf Courses: Other Green Fees, Promotional Rates	Unchanged	Jan. 1/22	\$20.00 to \$50.00
Golf Courses, Golf, Unlimited Membership All Courses (7 days): Adult	Unchanged	Jan. 1/22	\$1,550.00
Golf Courses, Golf, Unlimited Membership All Courses (7 days), Adult Payment Plan (March to July 15)	Unchanged	Jan. 1/22	\$1,600.00
Golf Courses, Golf, Unlimited Membership All Courses (7 days), Senior (65 and over)	Unchanged	Jan. 1/22	\$1,400.00
Golf Courses, Golf, Unlimited Membership All Courses (7 days), Senior (65 and over) Payment Plan	Unchanged	Jan. 1/22	\$1,450.00
Golf Courses, Golf, Unlimited Membership All Courses (7 days), Youth (9 to 18)	Unchanged	Jan. 1/22	\$475.00
Golf Courses, Golf, Unlimited Membership All Courses (7 days), Youth (9 to 18) Payment Plan	Unchanged	Jan. 1/22	\$525.00
Golf Courses, Golf, Unlimited Membership All Courses (7 days), Intermediate/Student (19 to 24)	Unchanged	Jan. 1/22	\$975.00

Schedule 2, 2023 Fees and Charges – Parks, Recreation & Neighbourhood Services

Service Grouping: Neighbourhood & Recreation Services

Service/Activity	Status	2023 Proposed Effective Date	2023 Proposed Fee
Golf Courses, Fanshawe Golf Course, Quarry Green Fees Guest: Junior Rate	Unchanged	Jan. 1/23	\$21.00
Golf Courses, Fanshawe Golf Course, Quarry Green Fees Guest: Prime Time Cart & Golf Package (Quarry Only)	Unchanged	Jan. 1/23	\$48.00
Golf Course, Fanshawe Golf Course, Quarry Green Fees Guest: Non-Prime Time Cart & Golf Package (Quarry Only)	Unchanged	Jan. 1/23	\$42.00

## Schedule 1, 2022 Fees and Charges – Parks, Recreation & Neighbourhood Services

### Service Grouping: Neighbourhood & Recreation Services

Service/Activity	Status	2022 Proposed Effective Date	2022 Proposed Fee
Storybook Gardens, Facility Equipment Rentals: Storybook site rental, summer season, per hour	Unchanged	Jan. 1/22	\$362.00
Storybook Gardens, Facility Equipment Rentals: Storybook site rental, winter season	Unchanged	Jan. 1/22	\$212.50
Storybook Gardens, Facility Equipment Rentals: Rentals: picnic, chapel, pavilion	Unchanged	Jan. 1/22	\$40.00
Storybook Gardens, Facility Equipment Rentals: Vender Permit – 1 to 3 days (under 10 ft.)	Unchanged	Jan. 1/22	\$59.00
Storybook Gardens, Facility Equipment Rentals: Vender Permit – 1 to 3 days (over 10 ft.)	Unchanged	Jan. 1/22	\$117.50
Storybook Gardens, Facility Equipment Rentals: Ultimate Storybook Family Day Pass #1 - Includes: admission, rides, lunch combo (4), beavertail and 10% gift store	Unchanged	Jan. 1/22	\$95.00
Storybook Gardens, Facility Equipment Rentals: Ultimate Storybook Family Day Pass #2 (option with gift)	Unchanged	Jan. 1/22	\$110.00
Community Gardens: Plot Rental Fee	Unchanged	Jan. 1/22	\$42.45
Community Gardens: Rototilling Fee	Unchanged	Jan. 1/22	\$40.00

## Schedule 2, 2023 Fees and Charges – Parks, Recreation & Neighbourhood Services

### Service Grouping: Neighbourhood & Recreation Services

Service/Activity	Status	2023 Proposed Effective Date	2023 Proposed Fee
Storybook Gardens, Facility Equipment Rentals: Rentals: picnic, chapel, pavilion	Unchanged	Jan. 1/23	\$40.00
Storybook Gardens, Facility Equipment Rentals: Vender Permit – 1 to 3 days (under 10 ft.)	Unchanged	Jan. 1/23	\$59.00
Storybook Gardens, Facility Equipment Rentals: Vender Permit – 1 to 3 days (over 10 ft.)	Unchanged	Jan. 1/23	\$117.50
Storybook Gardens, Facility Equipment Rentals: Ultimate Storybook Family Day Pass #1 - Includes: admission, rides, lunch combo (4), beavertail and 10% gift store	Unchanged	Jan. 1/23	\$95.00
Storybook Gardens, Facility Equipment Rentals: Storybook Family Day Pass #2 (option with gift)	Unchanged	Jan. 1/23	\$110.00
Community Gardens: Plot Rental Fee	Unchanged	Jan. 1/23	\$43.30
Community Gardens: Rototilling Fee	Unchanged	Jan. 1/23	\$40.00
Community Gardens: Neighbourhood Managed Garden Rental Fee - Full Maintenance (per year)	Unchanged	Jan. 1/23	\$41.62/40m <sup>2</sup>
Community Gardens: Neighbourhood Managed Garden Rental Fee - water only (per year)	Unchanged	Jan. 1/23	\$17.79/40m <sup>2</sup>
Recreation Administration: Picnic Site Reservations (Full Day, NP)	Unchanged	Jan. 1/23	\$61.15
Recreation Administration: Picnic Site Reservation (Full Day, P)	Unchanged	Jan. 1/23	\$73.06

Community Gardens: Plot Rental Fee	Unchanged	Jan. 1/22	\$42.45
Community Gardens: Rototilling Fee	Unchanged	Jan. 1/22	\$40.00

October 5, 2021

Mayor Ed Holder  
Chair of Strategic Priorities and Policy Committee  
The Corporation of the City of London  
300 Dufferin Avenue  
London, Ontario  
N6A 4L9

Dear Mayor Holder:

I am writing on behalf of Western's Board of Governors with respect to the City's appointments to the Board under the University of Western Ontario Act, 1982 as amended.

Board members are appointed for a four-year term, renewable once. We have been making a concerted effort to shift the timing of appointments to our Board, and indeed our Board and committee appointment and meeting schedules, to align with the academic year of the University. Committee terms begin on July 1 and end on June 30.

This assists us with providing effective orientation for new members of Board and committees and also with committee appointments from year to year.

We respectfully request that future appointments by the City to the Board be made effective as of July 1, rather than December 1.

As Michael Lerner's second term on the Board is set to end on November 30, 2021, we respectfully request that his term be extended to June 30, 2022, and the City's new appointee begin their term on July 1, 2022.

Yours sincerely,



Amy Bryson  
University Secretary

cc. R. Konrad  
K. Gibbons





## **MEMORANDUM**

**TO:** Clerk's Office, City of London

**DATE:** October 7<sup>th</sup>, 2021

**RE:** Vacancy on Covent Garden Market Board

---

At the Board Meeting on September 24<sup>th</sup>, 2021, there was a motion put forth and it was unanimously passed to replace Melissa Reid after sequential meetings were missed and some without notification.

A vacancy needs to be filled as soon as possible. Please reach out to the outstanding interested candidates to fill the position on the Covent Garden Market Board.

Please let me know if you require anything further with respect to passing this information onto council.

Sincerely,

A handwritten signature in black ink, appearing to be 'Steve Hillier', is written over a light blue horizontal line.

**Steve Hillier**  
**Board Chair, Covent Garden Market Corp.**



300 Dufferin Avenue  
P.O. Box 5035  
London, ON  
N6A 4L9

**London**  
CANADA

October 14, 2021

Chair and Members of the  
Strategic Priorities and Policy Committee

Re: Resignation from the Covent Garden Market Board

It is with regret that I submit my resignation related to my appointment as a Member of the Covent Garden Market Board.

Due to personal reasons, I need to limit my commitments and given that I am committed to be appropriately prepared and to participate fully in all matters before Boards, Commissions, Standing Committees and Municipal Council, I believe it is necessary that I resign.

Respectfully submitted,

Steve Hillier  
Councillor, Ward 14